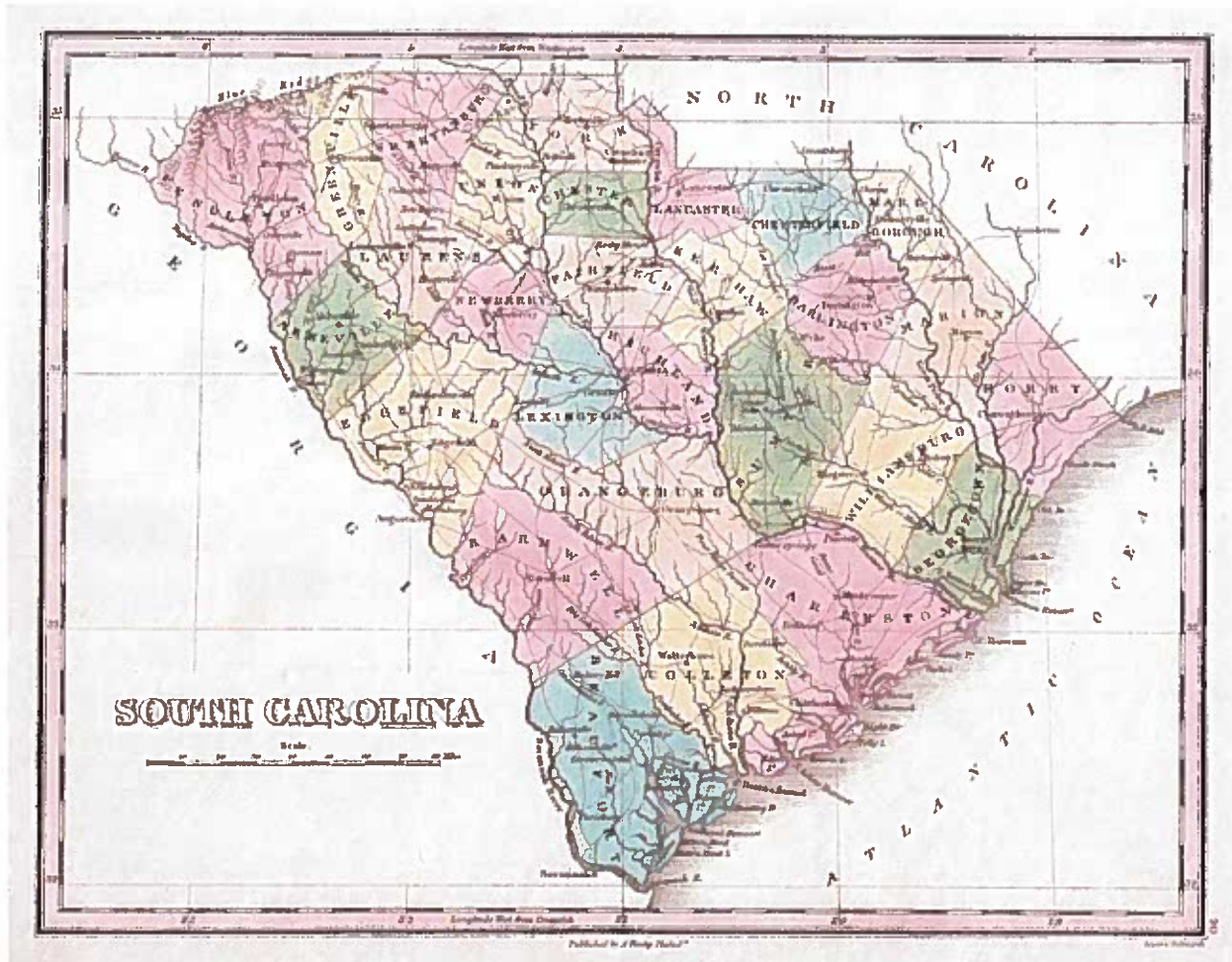




The *C* Program
SCDOT

ANNUAL REPORT 2017-2018

REPORT TO THE GENERAL ASSEMBLY
C FUND EXPENDITURES
FOR
SELF-ADMINISTERED & SCDOT ADMINISTERED
COUNTY TRANSPORTATION COMMITTEES
JULY 1, 2017 – JUNE 30, 2018



Summary Report for the C Fund Program 2017-2018 State Fiscal Year

C Fund Background:

Public roads and highways are the infrastructure for growth in South Carolina and building and maintaining them is a tremendous responsibility. The South Carolina Department of Transportation (SCDOT), like all state DOTs across the country, has quickly learned that the job is too big to accomplish without partners. The C Program is a long-established partnership between the SCDOT and the forty six counties of South Carolina to fund the improvements of state roads, county roads, city streets and other local transportation projects. It is successful because local leaders and citizens alike are willing to step up and work with SCDOT to meet the transportation needs of their communities. Financial resources for roads and bridges are precious as the demands far exceed available funding. SCDOT values the hard work and commitment of County Transportation Committee (CTC) members working with civic leaders to use these resources judiciously for the advancement of local transportation projects. Sections A and B of South Carolina Code of Laws, §12-28-2740 (the C fund statute) state that two and sixty-six one-hundredths cents per gallon of the user fee on gasoline must be deposited with the State Treasure and used in furtherance of a countywide transportation plan adopted by CTCs throughout the state.

C Fund Additions:

The Roads Bill Legislation (Act 40) included the authorization of additional recurring funding for the CTC Program. The new legislation amends the C Fund law increasing the CTC's portion 0.3325 cents per gallon beginning July 1, 2018, and each July first thereafter through July 1, 2021. When the total increase is in place in SFY 21-22, the proceeds to the CTCs will equal 3.99 cents. Therefore this year's recurring C fund apportionment is still based on the original 2.66 cents per gallon.

The provisions of the Roads Bill Legislation require the additional funding to be used exclusively for repairs, maintenance, and improvements to the state highway system. The 25% expenditure requirement on the state system will remain valid until SFY 20-21 when it will increase to 27%. At full implementation in SFY 21-22 and beyond, the CTC's expenditure requirement will be 33%.

The Donor Bonus allocation that the Department of Transportation (DOT) annually transfers to the CTC program was also changed as a result of Act 40. The new legislation stipulates the amount of funds to be divided among those CTCs designated as a donor county (a county that contributes to the C fund an amount in excess of what it receives under the allocation formula) is to be increased from \$9.5 million to \$17 million beginning in SFY 17-18. After the \$17 million is divided among the donor counties in the ratio defined by law, the DOT is to transfer an additional \$3.5 million to be divided among those remaining eligible donor counties in an effort

to increase their total allocations to what the county contributed to the C fund program through gas sales. Funds will be distributed accordingly up to a cap of \$20.5 million.

Annual Report:

The 19 Self-Administered County Transportation Committees listed in this report were prepared by each CTC and submitted to SCDOT. In addition SCDOT has prepared similar annual reports for the other 27 SCDOT Administered CTCs for the General Assembly's information. These individual reports have been compiled into a statewide report and are being submitted to the General Assembly as required by Section D of South Carolina Code of Laws §12-28-2740. A summary of all cash balances and uncommitted balances may be found in appendix A.

Projections for the 2018-2019 State Fiscal Year:

At the beginning of the state's fiscal year, SCDOT sends each CTC Chairman the Committee's project income for the upcoming year. This information is used for their transportation planning purposes during the course of the year. The project revenue for the sale of gasoline allocated to the C Fund program for the current 2018/2019 state fiscal year (SFY) is expected to be \$86,220,200. Minor increases or decreases in revenue that may occur can be attributed to modest fluctuations in the price and consumption of gasoline. A copy of the apportionment chart for 2017-2018 and 2018-2019 can be found in appendix B.

LISTING OF SELF-ADMINISTERED CTCS.....PAGE NUMBER

Anderson County Transportation Committee..... 7

Beaufort County Transportation Committee..... 16

Berkeley County Transportation Committee..... 21

Charleston County Transportation Committee..... 33

Cherokee County Transportation Committee.....46

Chester County Transportation Committee..... 53

Clarendon County Transportation Committee..... 62

Colleton County Transportation Committee..... 67

Edgefield County Transportation Committee..... 74

Greenville County Transportation Committee..... 81

Greenwood County Transportation Committee..... 90

Lancaster County Transportation Committee..... 99

Laurens County Transportation Committee..... 102

Lexington County Transportation Committee..... 109

Pickens County Transportation Committee..... 122

Saluda County Transportation Committee..... 130

Spartanburg County Transportation Committee..... 139

Sumter County Transportation Committee..... 149

York County Transportation Committee..... 156

LISTING OF SCDOT ADMINISTERED CTCs.....	PAGE NUMBER
Abbeville County Transportation Committee.....	166
Aiken County Transportation Committee.....	173
Allendale County Transportation Committee.....	181
Bamberg County Transportation Committee.....	188
Barnwell County Transportation Committee.....	195
Calhoun County Transportation Committee.....	202
Chesterfield County Transportation Committee.....	209
Darlington County Transportation Committee.....	217
Dillon County Transportation Committee.....	224
Dorchester County Transportation Committee.....	231
Fairfield County Transportation Committee.....	238
Florence County Transportation Committee.....	245
Georgetown County Transportation Committee.....	253
Hampton County Transportation Committee.....	261
Horry County Transportation Committee.....	268
Jasper County Transportation Committee.....	277
Kershaw County Transportation Committee.....	284
Lee County Transportation Committee.....	292
McCormick County Transportation Committee.....	299
Marion County Transportation Committee.....	306
Marlboro County Transportation Committee.....	314
Newberry County Transportation Committee.....	321
Oconee County Transportation Committee.....	329
Orangeburg County Transportation Committee.....	336

Richland County Transportation Committee.....344
Union County Transportation Committee.....352
Williamsburg County Transportation Committee.....359

ANDERSON

Chairman Ronald P. Townsend

ANDERSON CTC ANNUAL C FUND REPORT
 JULY 1, 2017 - JUNE 30, 2018
 RECURRING FUNDS

<u>INCOME AND EXPENSES</u>		
Balance of Funds as of July 1, 2017		\$ 4,081,100
Income:		
Funds Received for Period July 1, 2017 through June 30, 2018	\$ 2,637,779	
Interest Earned for Period July 1, 2017 through June 30, 2018	\$ -	
Donor Bonus Funds received	\$ 371,055	
Funds Received for Return of Uncommitted Balance	\$ 139,567	
Total Income		<u>\$ 3,148,401</u>
Expenses:		
Administrative Expenses	\$ -	
Local Paving Project Expenditures	\$ 1,613,971	
State Road Project Expenditures	\$ 1,231,422	
Total Expenditures		<u>\$ 2,845,393</u>
Balance of Funds as of June 30, 2018		\$ 4,384,108
<u>FUNDING COMMITMENTS</u>		
Local Paving Projects	\$ 728,914	
State Road Projects	\$ 300,000	
Total Committed Funds		<u>\$ 1,028,914</u>
Total Uncommitted Funds Available for New Projects		\$ 3,355,194

LOCAL PAVING PROJECTS

Project Number	PROJECT DESCRIPTION	WORK TYPE	RESPONSIBLE AGENCY	BUDGET	TOTAL EXPENDITURES	CURRENT FISCAL YEAR EXPENDITURES	REMAINING BUDGET
ACTC 105c	see attached list of roads 2016-2017 matching	resurfacing	Anderson Co	\$ 1,817,499	\$ 1,716,635	\$ 1,613,971	\$ 100,864
WM-07-0578	Minor Street culvert repair	culvert repair	Williamson	\$ 328,050	\$ -	\$ -	\$ 328,050
	Wigfall Rd restructure	resurfacing	Anderson Co	\$ 300,000	\$ -	\$ -	\$ 300,000
	TOTALS			\$ 2,445,549	\$ 1,716,635	\$ 1,613,971	\$ 728,914

EXPENDITURES FOR LOCAL PAVING PROJECTS AS PERCENT OF TOTAL INCOME = 61.19%

STATE ROAD PROJECTS

Project Number	PROJECT DESCRIPTION	WORK TYPE	RESPONSIBLE AGENCY	BUDGET	TOTAL EXPENDITURES	CURRENT FISCAL YEAR EXPENDITURES	REMAINING BUDGET
ACTC 105c	Lebanon Rd	Resurface	SCDOT	\$ 1,300,000	\$ 1,300,000	1,231,422	\$ -
	Wigfall Rd restructure	Resurface	SCDOT	\$ 300,000	\$ -	\$ -	\$ 300,000
	TOTALS			\$ 1,600,000	\$ 1,300,000	1,231,422	\$ 300,000

EXPENDITURES FOR STATE ROAD PROJECTS AS PERCENT OF TOTAL INCOME = 46.68%

ANDERSON CTC ANNUAL C FUND REPORT
 JULY 1, 2017 - JUNE 30, 2018
 SFY 15-16 NON-RECURRING FUNDS (H.4230)

INCOME AND EXPENSES
 Balance of Funds as of July 1, 2017 \$ 2,629,045

Income:
 Funds Received for Period July 1, 2017 through June 30, 2018 \$ -
 Interest Earned for Period July 1, 2017 through June 30, 2018 \$ 35,879
 Funds Received for Return of Uncommitted Balance \$ -
 Total Income \$ 35,879

Expenses:
 State Road Project Expenditures \$ 2,664,924
 Total Expenditures \$ 2,664,924

Balance of Funds as of June 30, 2018 \$ (0)

FUNDING COMMITMENTS
 State Road Projects \$ -
 Total Commitments \$ -

Total Uncommitted Funds Available for New Projects \$ (0)

STATE ROAD PROJECTS

Project Number	PROJECT DESCRIPTION	WORK TYPE	RESPONSIBLE AGENCY	BUDGET	TOTAL EXPENDITURES	CURRENT FISCAL YEAR EXPENDITURES	REMAINING BUDGET
H4230	See attached list	Resurface	SCDOT	\$ 7,586,797	\$ 7,586,797	2,664,924	\$ -

TOTALS \$ 7,586,797 \$ 7,586,797 2,664,924 \$ -

ANDERSON CTC ANNUAL C FUND REPORT
 JULY 1, 2017 - JUNE 30, 2018
 SFY 16-17 NON-RECURRING FUNDS (P117.135)

INCOME AND EXPENSES

Balance of Funds as of July 1, 2017 \$ 1,760,000

Income:

Funds Received for Period July 1, 2017 through June 30, 2018	\$ -
Interest Earned for Period July 1, 2017 through June 30, 2018	\$ -
Funds Received for Return of Uncommitted Balance	\$ 5.39
Total Income	\$ 5

Expenses:

State Road Project Expenditures	\$ 821,851
Total Expenditures	\$ 821,851

Balance of Funds as of June 30, 2018 \$ 938,154

FUNDING COMMITMENTS


State Road Projects	\$ (938,149)
Total Commitments	\$ (938,149)

Total Uncommitted Funds Available for New Projects \$ 5.39

STATE ROAD PROJECTS

Project Number	PROJECT DESCRIPTION	WORK TYPE	RESPONSIBLE AGENCY	BUDGET	TOTAL EXPENDITURES	CURRENT FISCAL YEAR EXPENDITURES	REMAINING BUDGET
P117.135	(see attached list **roads let with H4230	Resurface	SCDOT	\$ 1,760,000	\$ 821,851	821,821	\$ 938,149

TOTALS \$ 1,760,000 \$ 821,851 821,821 \$ 938,149

CTC Chairman: 
 (Signature)

Date: 9/18/18

PLEASE DISPLAY EACH PROJECT AS IT WAS AWARDED. (EXP. IF SMITH BROTHERS WAS AWARDED A CONTRACT FOR THE RESURFACING OF 15 DIFFERENT ROADS, THE PROJECT WOULD BE LISTED ONE TIME, NOT FOR EACH INDIVIDUAL ROAD)

Road Number	Road Name	Mileage
AN-101521	E Market Street	0.08
AN-10-1208	High Street	0.12
AN-10-1540	Belline Boulevard	0.53
AN-10-1570	Murray Avenue	0.22
AN-10-1452	Townsend Street	0.08
AN-10-1240	Kensington Court	0.03
HP-19-1636	Ashley Street	0.14
HP-19-1697	Kennedy Street	0.11
HP-19-1652	Chiquola Avenue	0.47
HP-19-1735	Saluda Street	0.71
PN-04-1892	Micasa Drive	0.49
PN-4-1830	E Blue Ridge Street	0.37
PN-4-1870	Keese Street	0.33
PN-4-1934	Winston Street	0.4
PN-4-1846	Crawford Circle	0.16
WP-1-20	Smith Street	0.14
WP-1-16	Drake Street	0.27
WP-1-5	Burkett Street	0.28
WP-1-8	James Street	0.24
SP-1-14	Evans Street	0.1
WM-7-1947	Black Street	0.04
WM-7-2009	Lee Street	0.01

Road Number	Road Name	Segment	Miles
S-338	Glenwood Avenue	SC-28 - S-472	1.18
S-699	Carnfield Road	Lindale - Millgate	0.55
S-325	Cleveland Avenue	White - S McDuffie	0.41
S-313	Edgewood Avenue	Hwy 28 - Mauldin	1.11
S-691	College Avenue	Belview - Summit	1.06
S-840	Woodfield Drive	Woodridge - Stone Creek	0.27
S-841	Woodridge Drive	Concord - Echo	0.42
S-619	Carolina Circle	Carter - N. Main	0.16
S-650	Manning Street	E Whitner - E Hampton	0.62
S-326	Caughlin Avenue	Railroad - Whitner	0.54
S-894	Leftwich Lane	Belhaven - Dead End	0.25
S-834	Cater Street	Hwy 28 - Ella	0.21
S-625	D Street	Mills - Glenn	0.34
S-411	Norris Street	S Towers - SC - 28	0.22
S-415	Franklin Street	Railroad Tract - W Market	1
S-650	North Manning Street	E Orr - S - 652	0.12
S-835	Ridgecrest Avenue	S-110 - S-309	0.47
S-703	E Street	Mills - S - 352	0.39
S-345	H Street	Dixon - S-490	0.28
S-619	Carolina Circle	Carter - S-410	0.25
S-833	Peachtree Street	SC-28 - S-619	0.14
S-624	Piedmont Avenue	S-343 - S-71	0.34
S-453	Park Drive	SC-81 - End State Maint.	0.24
S-138	West Green Street	SC-81 - Hampton	0.24
S-15	Central Street	E Green - Cruette	0.2
S-470	Bannister Street	Blue Ridge - Church	0.27
S-397	Campbell Street	Onsal - Hwy 76	0.47
S-661	Hillcrest Avenue	Broyles - Guthrie	0.32
S-597	Myrtle Avenue	Anderson - Watkins	0.46
S-671	McKay Road	SC-252 - Samuel	0.43
S-297	Brook Street	SC-252 - Sherwood	0.55
S-297	Brook Street	Sherwood - Tribble	0.42
S-299	West Oak Drive	Brentwood - Poplar	0.1
S-29	Highway 29	SC-28 - RR Tracks	0.31
S-226	Broad Street	E Queen - S Mechanic	0.42
S-29	Highway 29	S-115 - S-1056	0.3
S-307	Buchanan Circle	Cherry - Cherry	0.26
S-777	Sylvia Lane	Welborn - Tasha	0.12
S-455	College Avenue	SC-8 - Bellview	0.23
S-779	Welborn Street	Main - 220' N Sylvia	0.07
S-779	Welborn Street	Dianne - Dendy	0.1
S-503	Broad Street	Academy - Gossett	0.3
S-676	Williams Street	Gossett - S Hamilton	0.8
S-212	Mahaffey Road	S Academy - Spring St	0.4
S-301	Gossett Drive	W Main - Williams	0.25
S-671	McKay Road	City Limits - SC - 185	3
S-413	E Front Street	SC-153 - SC-1146	1.64
S-23	Old Dobbins Bridge Road	I-85 - Truckstop	0.5
S-143	Old Anderson Road	SC-81 - SC-153	2.16
S-81	Anderson Road	SC-247 - Abbeville Co	8.63
			33.52
			65.86

BEAUFORT

Chairman Kraig Gordon

**BEAUFORT COUNTY CTC ANNUAL FUND REPORT
 JULY 1, 2017- JUNE 30, 2018
 RECURRING FUNDS**

INCOME AND EXPENSES

Balance of Funds as of July 1, 2017

\$3,475,093

Income:

Funds Received for Period July 1, 2017 through June 30, 2018

\$1,954,681

Interested Earned for Period July 1, 2017 through June 30, 2018

\$0

Donor Bonus Received

\$330,961

Total Income at June 30, 2018

\$2,285,642 \$2,285,642

Expenses:

Administrative Expenses

\$698

Local Paving Project Expenditures

\$423,973

State Road Project Expenditures

\$1,478,915

Total Expenditures

\$1,903,587

Balance of Funds as of June 30, 2018

\$3,857,148

FUNDING COMMITMENTS

Local Paving Projects

\$2,646,672

State Road Projects

\$1,363,177

Total Committed Funds

\$4,009,849

Total Uncommitted Funds Available for New Projects

(\$152,701)

PROJECTS FUNDED WITH RECURRING FUNDS

LOCAL PAVING PROJECTS

PROJECT NUMBER	PROJECT DESCRIPTION	WORK TYPE	RESPONSIBLE AGENCY	BUDGET	TOTAL EXPENDITURES	CURRENT FISCAL YEAR EXPENDITURES	REMAINING BUDGET
54764	Contract 50WE DIRT Road Improvements	Paving	County	\$ 3,035,325.00	\$ 386,088.90	\$ 386,088.90	\$ 2,649,236.10
54765	Albertha Fields Rd.						
54766	Almond Dr.						
54767	Coker Lane						
54768	Devonwood Dr.						
54769	Mary Smalls Rd.						
54769	Shiney Rd.						
County Maintained Paved Roads	Pavement Condition Survey for County Maintained Roads BCTC Approved for Funding	Engineering Services	County	\$ 141,400.00	\$ 106,080.00	\$ 37,884.00	\$ (2,564.00)
	TOTALS			\$ 3,176,725.00	\$ 492,168.90	\$ 423,972.90	\$ 2,646,672.10

EXPENDITURES FOR LOCAL PAVING PROJECTS AS PERCENT OF TOTAL INCOME = 21.69

22%

STATE ROAD PROJECTS

PROJECT NUMBER	PROJECT DESCRIPTION	WORK TYPE	RESPONSIBLE AGENCY	BUDGET	TOTAL EXPENDITURES	CURRENT FISCAL YEAR EXPENDITURES	REMAINING BUDGET
54901	2016 SCDOT Road Resurfacing Project Contract Awarded 4/25/16 SCDOT Roads selected for Resurfacing by BCTC 9/16/15	Resurfacing	County	\$ 1,250,000.00	\$ 1,241,049.49	\$ 1,241,049.49	\$ 8,950.51
US 21 & S-7-233	Town of Port Royal Sidewalk Project BCTC Approved Funding 11/16/16	Sidewalk	Town of Port Royal	\$ 39,451.00	\$ -	\$ -	\$ 39,451.00
US 21/ SC 170	Beaufort County Traffic Signal Replacement & Data Collection US 21/ SC 170 Intersection BCTC Approved Funding 5/18/16	Traffic Signal	County	\$ 187,000.00	\$ 54,608.00	\$ -	\$ 132,392.00
54923	City of Beaufort Sidewalk Repair Southside Blvd. BCTC 5/20/15	Sidewalk	City	\$ 130,000.00	\$ 130,000.00	\$ 130,000.00	\$ -
54910	Monotube Mast Arms	Traffic		\$ 60,000.00	\$ 56,788.92	\$ 56,788.92	\$ 3,211.08
54912	US 278 Signal Timing Improvements BCTC 9/20/17	Traffic Signal	Beaufort County	\$ 70,000.00	\$ 34,780.51	\$ 34,780.51	\$ 35,219.49
54911	Paris Ave./Ribaut Rd. Intersection Upgrade BCTC 9/20/17	Traffic Signal	Town of Port Royal	\$ 20,000.00	\$ 16,046.52	\$ 16,046.52	\$ 3,953.48
54932	Resurfacing Improvements to +/- 5.56 miles of various roads located in the City Limits BCTC 9/20/17	Resurfacing	City of Beaufort	\$ 290,000.00	\$ -	\$ -	\$ 290,000.00
54929	Pope Ave. Resurfacing Improvements BCTC 9/20/17	Resurfacing	Town of Hilton Head	\$ 850,000.00	\$ -	\$ -	\$ 850,000.00
07 C P032411(B)	Resurface Palmetto Bay Rd. (US 278) 5/17/16	Resurfacing	SDOT	\$ 405,000.00	\$ -	\$ -	\$ -
07 C P032412	Repair Bridge Approaches both sides at US 21 at Choptank Creek, SC 170 at Broad River & SC 170 at Cheesecake River 5/17/16	Repair	SCDOT	\$ 240,000.00	\$ -	\$ -	\$ -
07 C P037466	Melanie Lowther Memorial Bridge Dedication Signs	Dedication Signs	SCDOT Donation	\$ 250.00	\$ 250.00	\$ 250.00	\$ -
	TOTALS			\$ 3,541,701.00	\$ 2,178,523.44	\$ 1,478,915.44	\$ 1,363,177.56

EXPENDITURES FOR STATE ROAD PROJECTS AS PERCENT OF TOTAL INCOME = 71.285

71%

BEAUFORT CTC ANNUAL C FUND REPORT

JULY 1, 2017 - JUNE 30, 2018

SFY 16-17 NON-RECURRING FUNDS (P117.135)

<u>INCOME AND EXPENSES</u>	
Balance of Funds as of July 1, 2016	-
Income:	
Funds Received for Period July 1, 2016 through June 30, 2017	-
Interest Earned for Period July 1, 2016 through June 30, 2017	-
Total Income	-
Expenses:	
State Road Project Expenditures	-
Total Expenditures	-
Balance of Funds as of June 30, 2017	-
<u>FUNDING COMMITMENTS</u>	
State Road Projects	-
Total Commitments	-
Total Uncommitted Funds Available for New Projects	-


PROGRAMA DE TRILHAS CURSOS DE MANEJO DE

ESTRUTURA DE PROJETOS

1	2	3	4	5	6	7	8
PROJECT NUMBER	PROJECT DESCRIPTION	WORK TYPE	RESPONSIBLE AGENCY	BUDGET	TOTAL EXPENDITURES	CURRENT FISCAL YEAR EXPENDITURES	REMAINING BUDGET
S2-80	2017 C Fund Programming Request - 807 C IG M411 Resurfacing Primeto Bay Road August 2016	Resurfacing	SC001	\$1,295,000	1,295,000	0	\$0
TOTALS				\$1,295,000	\$1,295,000	\$0	\$0

CUCUBEMAN

DAB



Joseph R. Valenzuela

BERKELEY

Chairman Tom Lewis

BERKELEY COUNTY CTC ANNUAL C FUND REPORT
JULY 1, 2017 - JUNE 30, 2018

INCOME AND EXPENSES

Balance of Funds as of July 1, 2017	\$ 4,040,682
Income:	
Funds Received for Period July 1, 2017 through June 30, 2018	\$ 2,762,850
Interest Earned for Period July 1, 2017 through June 30, 2018	\$ 8,799
Total Income	\$ 2,771,649

Expenses:

Administrative Expenses	\$.48
Local Paving Project Expenditures	\$ 1,482,036
Slate Road Project Expenditures	\$ -
Total Expenditures	\$ 1,482,084
Balance of Funds as of June 30, 2018	\$ 5,330,247

FUNDING COMMITMENTS

Local Paving Projects	\$ 3,312,182
Slate Road Projects	\$ 650,500
Total Committed Funds	\$ 3,962,682
Total Uncommitted Funds Available for New Projects	\$ 1,367,565

LOCAL PAVING PROJECTS

Project Number	PROJECT DESCRIPTION	WORK TYPE	RESPONSIBLE AGENCY	BUDGET	TOTAL EXPENDITURES	CURRENT FISCAL YEAR EXPENDITURES	REMAINING BUDGET
09 B 006	Sangaree Parkway Sidewalk	Sidewalk & Related Improvements	County	\$ 9,675.00	\$ -	\$ -	\$ 9,675.00
09 B 007							
09 B 008							
09 B 009	Tomaka Drive, Longstreet St. & Beauregard Rd Sidewalk	Sidewalk & Related Improvements	County	\$ 42,500.00	\$ 43,338.24	\$ -	\$ (838.24)
		Road Widening & Related Improvements					
09 B 012	Gainesborough Drive	Improvements	County	\$ 1,922,183.26	\$ 1,922,183.26	\$ 378,292.95	\$ -
10 M 001	Moncks Corner Recreation Complex Rd	Construction	Town of Moncks Corner	\$ 325,405.48	\$ 325,405.48	\$ -	\$ -
10 B 003	Trinity Church Rd	Paving	County	\$ 897,293.20	\$ 897,293.20	\$ -	\$ -
10 H 004	Tanner Plantation Trail	Multipurpose Trail	City of Hanahan	\$ 66,400.00	\$ 66,400.00	\$ -	\$ -
12 B 001	Gainesborough Drive Design Revision	Engineering	County	\$ 54,879.06	\$ 54,879.06	\$ -	\$ -
14 B 001	Local Street Resurfacing	Resurfacing	County	\$ 1,150,000.00	\$ -	\$ -	\$ 1,150,000.00
16 B 001	2015 Local Street Resurfacing	Resurfacing	County	\$ 2,000,000.00	\$ 965,654.40	\$ -	\$ 1,033,345.60
17 B 008	Local Pavement Preservation	Resurfacing	County	\$ 1,120,000.00	\$ -	\$ -	\$ 1,120,000.00
18 B 001	2018 Local Street Resurfacing	Resurfacing	County	\$ 1,103,743.29	\$ 1,103,743.29	\$ 1,103,743.29	\$ -
TOTALS				\$ 8,692,079.29	\$ 5,379,896.93	\$ 1,482,036.24	\$ 3,312,182.36

EXPENDITURES FOR LOCAL PAVING PROJECTS AS PERCENT OF TOTAL INCOME = 53.50%

STATE ROAD PROJECTS

Project Number	PROJECT DESCRIPTION	WORK TYPE	RESPONSIBLE AGENCY	BUDGET	EXPENDITURES	CURRENT FISCAL YEAR EXPENDITURES	REMAINING BUDGET
10 D 006	Mendel Rivers Rd	Resurface	County	\$ 568,000.00	\$ -	\$ -	\$ 568,000.00
11 D 003	Viper Rd	Resurface	County	\$ 82,500.00	\$ -	\$ -	\$ 82,500.00
P027334	Resurface all or a portion of S-35, S-77, S-251, S-316, S-379, S-288, S-438, S-440, S-519, S-633, S-634, S-762, S-993, S-1150, S-1173, S-1202 & S-1220	Resurface	State	\$ 2,606,237.26	\$ 2,606,237.26	\$ -	\$ -
P029501 (B)	Resurface S-22, S-38, S-40, S-73, S-83, S-84, S-108, S-109, S-153, S-197, S-245, S-250, S-285, S-321, S-323, S-508, S-509, S-522, S-549, S-565, S-591, S-624, S-625, S-751, S-752, S-989, S-1038, S-1065, S-1138 & S-1216	Resurface	State	\$ 676,343.29	\$ 676,343.29	\$ -	\$ -
P030002 (B)	Resurface S-61, S-138, S-1061, S-1151, S-97, S-944, S-24, S-37, S-225, S-413, S-562, S-708, S-9, S-147, S-173, S-590, S-866 & S-1141	Resurface	State	\$ 5,753,447.61	\$ 5,753,447.61	\$ -	\$ -
P030003	Install drainage pipe on Hill St (S-110)	Drainage	State	\$ 319,575.20	\$ 319,575.20	\$ -	\$ -
P030688	Resurface Copperhead Rd (S-125)	Resurface	State	\$ 1,169,355.19	\$ 1,169,355.19	\$ -	\$ -
P034696	Name Main Street Ext. from Rembert C Dennis Blvd to US-52 in Moncks Corner & SC-6 from US-52 to Ranger Dr in Cross the "John Trout Memorial Highway"	Dedication Sign	State	\$ 500.00	\$ 500.00	\$ -	\$ -
TOTALS				\$ 11,175,958.55	\$ 10,525,458.55	\$ -	\$ 650,500.00

EXPENDITURES FOR STATE ROAD PROJECTS AS PERCENT OF TOTAL INCOME = 0.00%

BERKELEY COUNTY CTC ANNUAL C FUND REPORT
 JULY 1, 2017 - JUNE 30, 2018
 NON-RECURRING FUNDS (H.4230)

<u>INCOME AND EXPENSES</u>	
Balance of Funds as of July 1, 2017	\$ (11)
Income:	
Funds Received for Period July 1, 2017 through June 30, 2018	\$ -
Interest Earned for Period July 1, 2017 through June 30, 2018	\$ -
Total Income	\$ -
Expenses:	
State Road Project Expenditures	\$ -
Total Expenditures	\$ (11)
Balance of Funds as of June 30, 2018	\$ (11)
<u>FUNDING COMMITMENTS</u>	
State Road Projects	\$ -
Total Commitments	\$ -
Total Uncommitted Funds Available for New Projects	\$ (11)

STATE ROAD PROJECTS

Project Number	PROJECT DESCRIPTION	WORK TYPE	RESPONSIBLE AGENCY	BUDGET	EXPENDITURES	CURRENT FISCAL YEAR EXPENDITURES	REMAINING BUDGET
P029501 (A)	Resurface S-22, S-38, S-40, S-73, S-83, S-84, S-108, S-109, S-153, S-197, S-245, S-250, S-285, S-321, S-323, S-357, S-508, S-509, S-522, S-549, S-565, S-591, S-624, S-625, S-751, S-752, S-989, S-1038, S-1065, S-1138 & S-1216	Resurface	SCDOT	\$ 3,613,787.35	\$ 3,613,787.35	\$ -	\$ -
P030002 (A)	S-61, S-110, S-138, S-1081, S-1151, S-97, S-944, S-24, S-37, S-225, S-413, S-562, S-708, S-9	Resurface	SCDOT	\$ 4,207,063.99	\$ 4,207,063.99	\$ -	\$ -

TOTALS \$ 7,820,851.34 \$ 7,820,851.34 \$ - \$ -

BERKELEY COUNTY CTC ANNUAL C FUND REPORT
 JULY 1, 2017 - JUNE 30, 2018
 NON-RECURRING FUNDS (P117.135)

<u>INCOME AND EXPENSES</u>	\$	5,540
Balance of Funds as of July 1, 2017	-----	\$ 5,540
Income:		
Funds Received for Period July 1, 2017 through June 30, 2018	\$ -	
Interest Earned for Period July 1, 2017 through June 30, 2018	\$ -	
Total Income	-----	\$ -
Expenses:		
State Road Project Expenditures	\$ -	
Total Expenditures	-----	\$ -
Balance of Funds as of June 30, 2018	-----	\$ 5,540
<u>FUNDING COMMITMENTS</u>		
State Road Projects	\$ -	
Total Commitments	-----	\$ -
Total Uncommitted Funds Available for New Projects	-----	\$ 5,540

PROJECTS FUNDED WITH NON-RECURRING FUNDS (P117.135)

STATE ROAD PROJECTS

Project Number	PROJECT DESCRIPTION	WORK TYPE	RESPONSIBLE AGENCY	BUDGET	EXPENDITURES	CURRENT FISCAL YEAR EXPENDITURES	REMAINING BUDGET
P031997	Repair and Resurface SC-402	Resurface	SCDOT	\$ 1,766,700	\$ 1,766,700	-	\$ -

TOTALS \$ 1,766,700 \$ 1,766,700 - \$ -

CTC Chairman: *James R. Lewis*
(Signature)

Date: 10/16/2018

Berkeley – 2017 Road Resurfacing (Local Roads)

Blenheim Court	Goose Creek	Spooner Court	Goose Creek
Hidden Fawn Circle	Goose Creek	Fox Hunt Road	Goose Creek
Spike Point Court	Goose Creek	Splitrail Drive	Goose Creek
Ceinwein Court	Goose Creek	Squire Court	Goose Creek
Roundtable Lane	Goose Creek	Berringer Drive	Goose Creek
Doulton Lane	Goose Creek	Springfield Place	Goose Creek
Clarendon Court	Goose Creek	Winding Rock Road	Goose Creek
Deerfield Drive	Goose Creek	Red Cypress Drive	Goose Creek
Mallock Court	Goose Creek	McDougal Circle	Summerville
Laird Court	Summerville	Fox Squirrel Run	Summerville
Mendenhall Street	Summerville	Eastover Circle	Summerville
Glasgow Circle	Summerville	Limerick Circle	Summerville
Commissioners Court	Hanahan	Sweetgrass Boulevard	Hanahan
Kingfisher Circle	Hanahan	Eaglet Lane	Hanahan
Woodpecker Lane	Hanahan	White Ibis Court	Hanahan
Sorento Boulevard	Hanahan		

Berkeley - Local Roads

Route Name	Requested By	Subdivision	Total Mileage to be Completed	Notes	Length	Width	Area SY	%Patch SY	Leveling
Woodsage Drive	Hanahan	The Gardens	0.56		3005	22	7345.6	367.3	9.2
Weavers Way	Hanahan	Sweetgrass	0.19		1110	22	2713.3	135.7	3.4
Sweetgrass Blvd.	Hanahan	Sweetgrass	0.7	All of Sweetgrass Blvd. except section of roadway from 7201 Sweetgrass Blvd. to 7235	3696	22	9034.7	451.7	11.3
Crossbill Trail	Hanahan	Ibis Glade	0.67		3540	22	8653.3	432.7	10.8
Song Sparrow Way	Hanahan	Eagle Bluff	0.42		2217.6	22	5420.8	271.0	6.8
Hawks Cr.	Hanahan	The Reserve	0.825		4356	22	10648.0	532.4	13.3
Loganberry Circle	Goose Creek		0.758	Around the circle to be resurfaced with some areas that need patching.	4002.2	22	9783.3	489.2	12.2
Adler Drive	Goose Creek	Liberty Hall Plantation	0.12		637	22	1557.1	77.9	1.9
Slow Mill Drive	Goose Creek	Liberty Hall Plantation	0.72		3801.6	22	9292.8	464.6	11.6
Cypress View Drive	Goose Creek	Liberty Hall Plantation	0.32		1689.6	22	4130.1	206.5	5.2
Broken Branch Road	Goose Creek	Liberty Hall Plantation	0.27		1425.6	22	3484.8	174.2	4.4
Elbow Circle	Goose Creek	Liberty Hall Plantation	0.17		987.6	22	2414.1	120.7	3.0
Banner Court	Goose Creek	Liberty Hall Plantation	0.03		158.4	22	387.2	19.4	0.5
Avalon Court	Goose Creek	Liberty Hall Plantation	0.02		105.6	22	258.1	12.9	0.3
Crosby Court	Goose Creek	Liberty Hall Plantation	0.03		158.4	22	387.2	19.4	0.5
Moss Grove Dr Double Entrance	Berkeley County	Moss Grove	0.18	*WIDTH MEASUREMENT INCLUDES MEDIAN	966	56	6010.7	300.5	7.5
Moss Grove Dr	Berkeley County	Moss Grove	0.76		4031	22	9853.6	492.7	12.3
Sugar Tree PL	Berkeley County	Moss Grove	0.04		340	22	831.1	41.6	1.0
Sunny Side Ct	Berkeley County	Moss Grove	0.04		340	22	831.1	41.6	1.0
Lakewind Dr	Berkeley County	Moss Grove	0.77		4065.6	22	9938.1	496.9	12.4

Crystal Oaks Ln	Berkeley County	Moss Grove	0.15			1005	22	2456.7	122.8	3.1
Evening Shade Dr	Berkeley County	Moss Grove	0.18			1163	22	2842.9	142.1	3.6
Emerald Island Dr	Berkeley County	Moss Grove	0.53			3223	22	7878.4	393.9	9.8
Owl Watch Way	Berkeley County	Moss Grove	0.06			382	22	933.8	46.7	1.2
Cicadas Song Dr	Berkeley County	Moss Grove	0.37			2200	22	5377.8	268.9	6.7
Silver Moss Dr Double Entrance	Berkeley County	Moss Grove	0.03		*WIDTH MEASUREMENT INCLUDES MEDIAN	158.4	65	1144.0	57.2	1.4
Silver Moss Dr	Berkeley County	Moss Grove	0.2			1056	22	2581.3	129.1	3.2
Early Morning Dr	Berkeley County	Moss Grove	0.12			633.6	22	1548.8	77.4	1.9
Red Leaf Blvd Double Entrance 1	Berkeley County	Foxbank Plantation	0.03			158.4	22	387.2	19.4	0.5
Red Leaf Blvd Double Entrance 2	Berkeley County	Foxbank Plantation	0.02			105.6	22	258.1	12.9	0.3
Red Leaf Blvd.	Berkeley County	Foxbank Plantation	0.79			4171.2	22	10196.3	509.8	12.7
Harriswood Ln	Berkeley County	Foxbank Plantation	0.21			1108.8	22	2710.4	135.5	3.4
Killarney Trail	Berkeley County	Foxbank Plantation	0.94			4963.2	22	12132.3	606.6	15.2
Worthington Drive	Berkeley County	Foxbank Plantation	0.14			739.2	22	1806.9	90.3	2.3
Glenmore Drive	Berkeley County	Foxbank Plantation	0.3			1584	22	3872.0	193.6	4.8
Woodbrook Way	Berkeley County	Foxbank Plantation	0.83			4382.4	22	10712.5	535.6	13.4
Topsaw Ln	Berkeley County	Foxbank Plantation	0.42			2217.6	22	5420.8	271.0	6.8
Albrighton Way	Berkeley County	Foxbank Plantation	0.36			1900.8	22	4646.4	232.3	5.8
Crossland Dr	Berkeley County	Foxbank Plantation	0.47			2481.6	22	6066.1	303.3	7.6
Brayton Ln	Berkeley County	Foxbank Plantation	0.1			528	22	1290.7	64.5	1.6
Fox Bank Plant Blvd.	Berkeley County	Foxbank Plantation	1.16			6124.8	22	14971.7	748.6	18.7
Saluda Dr	Berkeley County	Foxbank Plantation	0.33			1742.4	22	4259.2	213.0	5.3
Devonshire Dr	Berkeley County	Foxbank Plantation	0.29			1531.2	22	3742.9	187.1	4.7

Congaree Rd	Berkeley County	Foxbank Plantation	0.08		422.4	22	1032.5	51.6	1.3
Lamplighter Ln	Berkeley County	Berkeley Commons	0.16		1268	22	3099.6	155.0	3.9
Patriot Ln	Berkeley County	Berkeley Commons	0.21		1108.8	22	2710.4	135.5	3.4
Dunning Rd	Berkeley County	Berkeley Commons	0.47		2906	22	7103.6	355.2	8.9
Kingswood Place	Berkeley County	Berkeley Commons	0.07		369.6	22	903.5	45.2	1.1
Jamestown Dr	Berkeley County	Berkeley Commons	0.23		1639	22	4006.4	200.3	5.0
Sterling Oaks Dr Double Entrance	Berkeley County	Sterling Oaks	0.05	*WIDTH MEASUREMENT INCLUDES MEDIAN	264	65	1906.7	95.3	2.4
Sterling Oaks Dr	Berkeley County	Sterling Oaks	1.12		5913.6	22	14455.5	722.8	18.1
Quenby Ln	Berkeley County	Sterling Oaks	0.32		1689.6	22	4130.1	206.5	5.2
Sheffield Ct	Berkeley County	Sterling Oaks	0.08		422.4	22	1032.5	51.6	1.3
Sterling Oaks Ct	Berkeley County	Sterling Oaks	0.03		158.4	22	387.2	19.4	0.5
Limetree Ln	Berkeley County	Sterling Oaks	0.13		686.4	22	1677.9	83.9	2.1
Quenby Ct	Berkeley County	Sterling Oaks	0.02		105.6	22	258.1	12.9	0.3
Scarlet oaks Ct	Berkeley County	Sterling Oaks	0.16		844.8	22	2065.1	103.3	2.6
Cypress Forest Dr Double Entrance	Berkeley County	Cypress Ridge	0.03	*WIDTH MEASUREMENT INCLUDES MEDIAN	158.4	45	792.0	39.6	1.0
Cypress Forest Dr	Berkeley County	Cypress Ridge	0.71		3748.8	22	9163.7	458.2	11.5
Sabal Palmetto Ct	Berkeley County	Cypress Ridge	0.15		792	22	1936.0	96.8	2.4
Tallow Ct	Berkeley County	Cypress Ridge	0.1		528	22	1290.7	64.5	1.6
Carolina Wren Ave	Berkeley County	Cypress Ridge	0.49		2587.2	22	6324.3	316.2	7.9
Southern Sugar Ave	Berkeley County	Cypress Ridge	0.24		1267.2	22	3097.6	154.9	3.9
Foster Tern St	Berkeley County	Cypress Ridge	0.05		264	22	645.3	32.3	0.8
Black Gum Cir	Berkeley County	Cypress Ridge	0.05		264	22	645.3	32.3	0.8
Bald Eagle Ct	Berkeley County	Cypress Ridge	0.06		316.8	22	774.4	38.7	1.0

River Row Dr	Berkeley County	Cypress Ridge	0.25		1320	22	3226.7	161.3	4.0
Morelets Dr	Berkeley County	Cypress Ridge	0.11		580.8	22	1419.7	71.0	1.8
			21.00		113819		284297.1	14214.85	355.4

CHARLESTON

Chairman Wilbert O'Brien Limehouse

**CHARLESTON COUNTY ANNUAL C FUND REPORT
JULY 2017 - JUNE 2018**

INCOME AND EXPENSES

Balance of Funds as of July 1, 2017 \$ 13,080,776
\$ 13,080,776

Income:
 Funds Received for Period July 1, 2017 through June 30, 2018 \$ 6,134,050
 Interest Earned for Period July 1, 2017 through June 30, 2018 \$ 171,524
 Total Income \$ 6,305,574

Expenses:
 Administrative Expenses 224
 Local Road Project Expenditures \$ 5,048,653
 State Road Project Expenditures \$ 1,726,529
 Total Expenditures \$ 6,775,406
 Balance of Funds as of June 30, 2018 \$ 12,610,943

FUNDING COMMITMENTS

Local Road Projects \$ 6,556,851
 State Road Projects \$ 3,948,279
 Total Committed Funds \$ 10,505,129
 Total Uncommitted Funds Available for New Projects 33.4%
 Uncommitted Funds as Percent of Total Income =

CTC Chairman Walter D. Mc...
 Date: Oct 9 2018

STATE ROAD PROJECTS

ROAD ROUTE	Org Key	PROJECT DESCRIPTION	WORK TYPE	RESPONSIBLE AGENCY	BUDGET	TOTAL EXPENDITURES	Current Fiscal Year Expenditures	REMAINING BUDGET
S-2117	W42047405	45th to 52nd Avenue Drainage	Drainage	Charleston County	\$ 100,000	\$ -	\$ -	\$ 100,000
S-2118	W42047605	46th - 52nd Ave Drain	Drainage	Charleston County	\$ 100,000	\$ -	\$ -	\$ 100,000
S-2118	W42047605	46th-52nd Ave Drain	Drainage	Charleston County	\$ 100,000	\$ -	\$ -	\$ 100,000
S-52	W42047501	Ashley Avenue Drainage 2nd St	Drainage	Charleston County	\$ 50,000	\$ 50,000	\$ -	\$ -
S-103	W42047505	Ashley Avenue Drainage 2nd St	Drainage	Charleston County	\$ 50,000	\$ 37,920	\$ -	\$ 12,080
S-28	W42047602	Camp Road Sidewalk	Safety - Pedestrian	Charleston County	\$ 301,500	\$ 123,919	\$ 28,365	\$ 177,581
S-659	W42047007	Cherry St Improvements	Roadway and Drainage	Charleston County	\$ 77,765	\$ 52,530	\$ -	\$ 25,235
S-659	W42047103	Cherry St Improvements	Roadway and Drainage	Charleston County	\$ 70,000	\$ -	\$ -	\$ 70,000
S-659	W42047202	Cherry St Improvements	Roadway and Drainage	Charleston County	\$ 100,000	\$ 152	\$ -	\$ 99,848
S-642	W42047507	Dorchester Road Sidewalk	Safety - Pedestrian	Charleston County	\$ 44,039	\$ 44,039	\$ 44,039	\$ -
S-62	W42047603	E Montague Ave Crosswalks	Safety - Pedestrian	Charleston County	\$ 250,000	\$ 180,262	\$ 178,985	\$ 69,738
S-171	W42047502	Folly Road Trans Study	Safety - Pedestrian	Charleston County	\$ 100,000	\$ -	\$ -	\$ 100,000
S-703	W42047610	IOP Connector Palm Blvd	Safety - Pedestrian	Charleston County	\$ 25,000	\$ 12,237	\$ 12,237	\$ -
S-56	W42047407	Lauda Dr at Mathis Ferry Study	Intersection - Capacity	Charleston County	\$ 17,042	\$ 8,665	\$ -	\$ 8,357
S-599	W42007808	Middle Street Drainage	Drainage	Charleston County	\$ 50,000	\$ 50,000	\$ -	\$ -
Various	W42047110	Museum Signs	Drainage	Charleston County	\$ 7,000	\$ -	\$ -	\$ 7,000
SC 7	W42047205	Northbridge Park Path	Roadway Safety	Charleston County	\$ 7,000	\$ -	\$ -	\$ -
S-2274	W42047611	Northside Dr Sidewalk	Safety - Pedestrian	Charleston County	\$ 50,000	\$ 50,000	\$ -	\$ -
S-1272	W42047503	Pelzer Drive Sidewalk	Safety - Pedestrian	Charleston County	\$ 400,000	\$ 33,928	\$ 33,928	\$ 366,072
S-1272	W42047601	Pelzer Drive Sidewalk	Safety - Pedestrian	Charleston County	\$ 200,000	\$ 73,441	\$ 38,023	\$ 126,559
S-9	W42047302	Pinckney St Boardwalk	Safety - Pedestrian	Charleston County	\$ 75,000	\$ 18,314	\$ 16,969	\$ 56,686
S-9	W42047612	Pinckney St Boardwalk	Safety - Pedestrian	Charleston County	\$ 100,000	\$ 29,474	\$ 881	\$ 70,526
S-38	W42047606	Pk Ferry Right Turn	Safety - Pedestrian	Charleston County	\$ 100,000	\$ -	\$ -	\$ 100,000
S-477 / S-275	W42047604	Ravenel Intersection	Safety - Intersection	Charleston County	\$ 275,000	\$ 206,248	\$ 169,800	\$ 66,752
S-963/1595	W42046903	Red Sunset	Safety - Intersection	Charleston County	\$ 29,283	\$ 29,283	\$ -	\$ -
S-13	W42047608	Remount Road Right Turn	Roadway and Drainage	Charleston County	\$ 150,000	\$ 114,564	\$ 4,663	\$ 35,436
(91% local, 19% St)	W42040001	Resurfacing	Safety - Intersection	Charleston County	\$ 280,000	\$ 133,756	\$ 118,110	\$ 148,244
SC 41	W42047303	Rivertown DW RT Turn	Resurfacing	Charleston County	\$ 8,546,905	\$ 7,442,732	\$ 884,123	\$ 1,104,173
SC 41	W42047506	Rivertowne Dunes West	Safety - Intersection	Charleston County	\$ 285,000	\$ 285,000	\$ -	\$ -
SC 41	W42047204	Rivertowne Parkway/Dunes W	Safety - Intersection	Charleston County	\$ 225,000	\$ 218,057	\$ -	\$ 6,943
S-1168	W42047404	Savage Road Sidewalk	Safety - Intersection	Charleston County	\$ 100,000	\$ 95,157	\$ -	\$ 4,843
Various	W42047201	SCDOT Dedication Signs FY12	Safety - Pedestrian	Charleston County	\$ 250,000	\$ 133,669	\$ 31,707	\$ 116,331
Various	W42047301	SCDOT Dedication Signs FY13	Signage	Charleston County	\$ 5,000	\$ 4,250	\$ 500	\$ 750
Various	W42047401	SCDOT Dedication Signs FY14	Signage	Charleston County	\$ 5,000	\$ -	\$ -	\$ 5,000
S-569	W42047607	Scolia Street	Signage	Charleston County	\$ 5,000	\$ -	\$ -	\$ 5,000
S-2523	W42047613	Seacoast Parkway Sidewalk	Drainage	Charleston County	\$ 250,000	\$ 43,860	\$ 5,420	\$ 206,140
S-1702	W42047614	Seaside Lane Sidewalk	Safety - Pedestrian	Charleston County	\$ 385,000	\$ 39,283	\$ 39,283	\$ 345,718
S-599	W42047609	Sullivan's Island Crosswalk	Safety - Pedestrian	Charleston County	\$ 165,000	\$ 77,159	\$ 77,159	\$ 87,841
S-599	W42047615	Sullivan's Island Crosswalk	Safety - Pedestrian	Charleston County	\$ 15,000	\$ 15,000	\$ 10,000	\$ -
US17/SC174	W42047903	US17N at SC174 Turn Lane	Safety - Pedestrian	Charleston County	\$ 20,000	\$ 20,000	\$ 20,000	\$ -
S-1595	W42047504	West 9th Street Extend	Safety - Intersection	Charleston County	\$ 100,959	\$ 100,958	\$ -	\$ -
		TOTALS	Roadway and Drainage	Charleston County	\$ 13,784,494	\$ 9,736,214	\$ 1,726,529	\$ 3,948,279

EXPENDITURES FOR STATE ROAD PROJECTS AS PERCENT OF TOTAL INCOME = 27.4%

LOCAL PAVING PROJECTS

LOCAL ROUTE	Org Key	PROJECT DESCRIPTION	WORK TYPE	RESPONSIBLE AGENCY	BUDGET	TOTAL EXPENDITURES	Current Fiscal Year Expenditures	REMAINING BUDGET
	W42046403	Ashley Hall Plantation Rd Bridge	Bridge Replacement	Charleston County	\$ 425,569	\$ 105,594	\$ 12,997	\$ 323,975
	W42046602	Calhoun/W Hamilton	Roadway and Drainage	Charleston County	\$ 825,000	\$ 527,072	\$ 522,936	\$ 297,928
	W42046608	EOC Turn Lanes	Safety - Intersection	Charleston County	\$ 75,000	\$ 60,300	\$ 26,377	\$ 14,700
	W42046509	EOC Turn Lanes PCP	Safety - Intersection	Charleston County	\$ 280,000	\$ 240,886	\$ 240,886	\$ 39,114
	W42046510	Grand Oaks/W Ashley Cir	Roadway	Charleston County	\$ 100,000	\$ -	\$ -	\$ 100,000
	W42046405	Jerdone Street Sidewalk Connection	Safety - Pedestrian	Charleston County	\$ 31,153	\$ 31,154	\$ -	\$ -
	W42046506	Jerdone Street Sidewalk Connection	Safety - Pedestrian	Charleston County	\$ 63,399	\$ 63,399	\$ -	\$ -
	W42046508	Jerdone Street Sidewalk Connection	Safety - Pedestrian	Charleston County	\$ 35,346	\$ 35,346	\$ -	\$ -
	W42046501	Kiawah Parkway Sign	Roadway Safety	Charleston County	\$ 10,000	\$ -	\$ -	\$ 10,000
	W42046606	Lansing Dr. Sidewalk	Safety - Pedestrian	Charleston County	\$ 300,000	\$ 47,390	\$ 13,113	\$ 252,610
	W42046502	Lemontree and Jeffrey Road	Roadway and Drainage	Charleston County	\$ 91,703	\$ 91,703	\$ -	\$ -
	W42046507	Lemontree and Jeffrey Road	Roadway and Drainage	Charleston County	\$ 118,507	\$ 118,507	\$ -	\$ -
	W42006510	Lincoblville Misc	Roadway and Drainage	Charleston County	\$ 180,000	\$ 179,974	\$ 69,087	\$ 26
	W42046503	New Road Rocking US 17	Roadway and Drainage	Charleston County	\$ 100,000	\$ 100,000	\$ -	\$ -
	W42046607	North Forrest Sidewalk	Safety - Pedestrian	Charleston County	\$ 130,000	\$ 14,420	\$ 2,726	\$ 115,580
	W42046303	Northwoods Blvd Right Turn	Safety - Intersection	Charleston County	\$ 58,961	\$ 58,962	\$ -	\$ -
	W42046401	Northwoods Blvd Right Turn	Safety - Intersection	Charleston County	\$ 199,841	\$ 199,841	\$ -	\$ -
	W42046504	Northwoods Blvd Sidewalk	Safety - Intersection	Charleston County	\$ 200,000	\$ 47,985	\$ 1,588	\$ 152,015
	W42046201	Palmetto Fort Subdivision	Roadway	Charleston County	\$ 375	\$ 375	\$ -	\$ -
(100% local, 0% St)	W42006511	Pavement Management	Asset Management	Charleston County	\$ 54,916	\$ 54,916	\$ -	\$ -
	W42046604	Pk W Blvd Sidewalk	Safety - Pedestrian	Charleston County	\$ 210,000	\$ 157,438	\$ 150,810	\$ 52,562
	W42046603	Porcher School Road Paving	Roadway and Drainage	Charleston County	\$ 100,000	\$ -	\$ -	\$ 100,000
	W42046001	Proj Req Evals	Project Evaluation	Charleston County	\$ 20,000	\$ 16,280	\$ -	\$ 3,720
(81% local, 19% St)	W42047901	Resurfacing	Resurfacing	Charleston County	\$ 18,845,472	\$ 14,136,210	\$ 3,769,158	\$ 4,707,262
	W42046511	Road Rating Pavement	Asset Management	Charleston County	\$ 92,794	\$ 91,324	\$ -	\$ 1,470
	W42046004	Seabrook Island Rd Drain	Roadway and Drainage	Charleston County	\$ 125,000	\$ -	\$ -	\$ 125,000
	W42046605	Specification Book	Spec Book	Charleston County	\$ 35,000	\$ 2,189	\$ -	\$ 32,811
	W42046301	Stinson Sidewalk	Safety - Pedestrian	Charleston County	\$ 215,717	\$ 31,256	\$ 11,695	\$ 184,460
	W42046601	Tort Liability Insurance	Insurance	Charleston County	\$ 6,624	\$ 6,624	\$ -	\$ -
	W42046202	Tort Liability Insurance	Insurance	Charleston County	\$ -	\$ -	\$ -	\$ -
	W42046601	Trexler Ave	Roadway and Drainage	Charleston County	\$ 175,000	\$ 167,717	\$ 21,615	\$ 7,283
	W42046505	WA Greenway Extension Surfacing	Safety - Pedestrian	Charleston County	\$ 140,000	\$ 140,000	\$ 140,000	\$ -
	W42006712	West Dolphin	Drainage	Charleston County	\$ 150,000	\$ 150,000	\$ -	\$ -
	W42046512	Woodland Shores St. Design	Safety - Pedestrian	Charleston County	\$ 100,000	\$ 83,666	\$ 63,666	\$ 36,335
		TOTALS			\$ 23,499,376	\$ 16,942,528	\$ 5,048,653	\$ 6,556,851

EXPENDITURES FOR LOCAL ROAD PROJECTS AS PERCENT OF TOTAL INCOME = 80.1%

CHARLESTON COUNTY CTC ANNUAL C FUND REPORT
 JULY 1, 2017 - JUNE 30, 2018
 NON-RECURRING FUNDS (H.4230)

<u>INCOME AND EXPENSES</u>		
Balance of Funds as of July 1, 2017	-----	\$ 121,657
Income:		
Funds Received for Period July 1, 2017 through June 30, 2018	\$ -	
Interest Earned for Period July 1, 2017 through June 30, 2018	\$ -	
Total Income	-----	\$ -

Expenses:		
State Road Project Expenditures	\$ 121,657	
Total Expenditures	-----	\$ 121,657
Balance of Funds as of June 30, 2018	-----	\$ 0

<u>FUNDING COMMITMENTS</u>		
State Road Projects	\$ 0	
Total Commitments	-----	\$ 0
Total Uncommitted Funds Available for New Projects	-----	\$ (0)

STATE ROAD PROJECTS

Project Number	PROJECT DESCRIPTION	WORK TYPE	RESPONSIBLE AGENCY	BUDGET	EXPENDITURES	CURRENT FISCAL YEAR EXPENDITURES	REMAINING BUDGET
W42048501	Resurfacing FY 2016	Resurface	Charleston County	\$ 9,020,924	\$ 9,020,924	\$ 121,657	\$ 0

TOTALS \$ 9,020,924 \$ 9,020,924 \$ 121,657 \$ 0

CTC Chairman: Walt O'Neil
(Signature)

Date: Oct 9 2018

CHARLESTON COUNTY CTC ANNUAL C FUND REPORT
 JULY 1, 2017 - JUNE 30, 2018
 NON-RECURRING FUNDS (Proviso 117.135)

<u>INCOME AND EXPENSES</u>	
Balance of Funds as of July 1, 2017	\$ 1,990,000
Income:	
Funds Received for Period July 1, 2017 through June 30, 2018	\$ -
Interest Earned for Period July 1, 2017 through June 30, 2018	\$ 3,203
Total Income	\$ 3,203

Expenses:	
State Road Project Expenditures	\$ 1,990,000
Total Expenditures	\$ 1,990,000
Balance of Funds as of June 30, 2018	\$ 3,203

<u>FUNDING COMMITMENTS</u>	
State Road Projects	\$ -
Total Commitments	\$ -
Total Uncommitted Balance Returned	\$ 3,203

STATE ROAD PROJECTS

Project Number	PROJECT DESCRIPTION	WORK TYPE	RESPONSIBLE AGENCY	BUDGET	EXPENDITURES	CURRENT FISCAL YEAR EXPENDITURES	REMAINING BUDGET
W42048701	Resurfacing FY 2017	Resurface	Charleston County	\$ 1,990,000	\$ 1,990,000	\$ 1,990,000	\$ -

TOTALS

\$ 1,990,000 \$ 1,990,000 \$ 1,990,000 \$ -

CTC Chairman: W. H. O. N. 2
(Signature)

Date: Oct 5 2018

CHARLESTON
SFY 15/16 NON-RECURRING CTC FUNDS

PROJECT ID	ADMIN	DATE PROGRAMMED	DESCRIPTION	ROAD#	SEGMENT (Mile Points)	TOTAL MILES	LET DATE	FUNDS COMMITTED	ADDITIONAL FUNDS COMMITTED (RECURRING)	FUNDS EXPENDED	UNCOMMITTED FUNDS REMAINING	COMPLETION DATE
Plan A	County	12/01/15	Resurfacing	S-821	Otranto - Goose Creek	0.399	1/27/16	\$ 5,710,540.67		\$ 5,710,540.67	\$ 9,020,924.05	3/14/2018
				S-1427	Deerwood - US-78	0.242					\$ 3,310,383.38	
				S-1626	Dead End - Salamander	0.061						
				S-1673	Cul-de-sac - Salamander	0.130						
				S-1429	Antler - Adaline	0.150						
				S-542	US-52 - Salamander	1.420						
				S-543	Bentwood - Dead End	0.875						
				S-1737	Deerwood - Cul-de-sac	0.069						
				S-2083	Otranto - Deerwood	0.636						
				S-1225	Deerwood - Cul-de-sac	0.211						
				S-815	Dead End - E Montague	0.199						
				S-1403	Margaret - Russelldale	0.081						
				S-1222	Railroad - Piedmont	0.129						
				S-1602	Railroad - Piedmont	0.132						
				S-2026	Railroad - Piedmont	0.131						
				S-814	Upjohn - Nesbit	0.274						
				S-1404	Van Buren - Bryant	0.140						
				S-1405	Taylor - Taylor	0.126						
				S-1670	Dead End - Rockingham	0.058						
				S-1669	Cul-de-sac - E Montague	0.172						
				S-794	Dead End - Dead End	0.197						
				S-1388	S Rhett - Dead End	0.118						
				S-985	Leesville - Justice	0.083						
				S-1598	Dead End - Melbourne	0.075						
				S-177	S Rhett - Durant	0.385						
				S-363	Spruill - Lambert	0.113						
				S-986	Beaver - Bexley	0.145						
				S-675	Spruill - Old Park	0.286						
				S-688	Colleton - S Rhett	0.059						
				S-785	US-52 - Meeting Street	0.180						
				S-816/360	Rugheimer - S Rhett	0.280						
				S-465	Terry - Matipan	0.053						
				S-1671	Dorchester - Andrews	0.341						
				S-472	Louise - Charlene	0.150						
				S-773	Louise - Martha	0.170						
				S-465	Matipan - Azalea	0.105						
				S-471	Louise - Charlene	0.067						
				S-470	Martha - Charlene	0.552						
				S-475	Ranger - Charlene	0.473						
				S-465	Coral Bell - Elegans	0.229						
				S-695	Louise - Martha	0.208						
				S-775	Busch - Peacock	0.077						
				S-473/474	Alabama - Blanton	0.130						
				S-774	Busch - Peacock	0.061						
				S-465	Coral Bell - Elegans	0.257						
				S-404	E Bay - Jonathan Lucas	1.134						

PROJECT ID	ADMIN	DATE PROGRAMMED	DESCRIPTION	ROAD #	SEGMENT (Mile Points)	TOTAL MILES	LET DATE	FUNDS COMMITTED	ADDITIONAL FUNDS COMMITTED (RECURRING)	FUNDS EXPENDED	UNCOMMITTED FUNDS REMAINING	COMPLETION DATE
				S-225	Huger - Moultrie	0.089						
				S-661	Jonathan Lucas - Bee	0.124						
				S-1017	Dead End - Simons	0.048						
				S-126	Morrison - Athen	0.378						
				S-866	Congress Huger	0.088						
				S-238	Rutledge - 12th	0.160						
				S-226	Dead End - Rutledge	0.118						
				S-905	Station 28 1/2 - 16th	1.764						
				S-2383	Station 20 1/2 - Middle	0.415						
				S-849	Station 13th - 14th	0.091						
				S-638	Station 19th - 18 1/2	0.054						
				S-1798	Middle - Poe	0.061						
				S-1283	Station 20th - 20 1/2	0.086						
				S-908	Station 17th - 15th	0.216						
				S-2281	Middle - Osceola	0.054						
				S-419/2225	Dead End - Dead End	0.189						
				S-847	Cove - Middle	0.131						
				S-909	Middle - Atlantic	0.127						
				S-906	Middle - Atlantic	0.124						
				S-638	Flag - Back	0.247						
				S-428	Cameron - Palm	0.069						
				S-850	Station 26 1/2 - 28th	0.381						
				S-853	Station 28 1/2 - 27th	0.255						
				S-417	Station 31 - 28 1/2	0.371						
				S-416	Station 32nd - 28th	0.644						
				S-850	Bayonne - Dead End	0.339						
				S-203	Harvey - Jasper	0.253						
				S-517	Middle - Marshall	0.208						
				S-518	Marshall - Jasper	0.289						
				S-519	Marshall - Middle	0.183						
				S-416	Middle - Marshall	0.128						
				S-568	N Pinckney - Morrison	0.293						
				S-1192	Cul De Sac - N Pinckney	0.093						
				S-567	Dead End - Cassena	0.055						
				S-1191	Oak - Cassena	0.279						
				S-9	Lofton - US-17	1.479						
				S-1028	Folly Rd - Buxton Bridge	1.450						
Plan B			Resurfacing	S-1376	Cul De Sac - Main	0.821		\$ 3,310,383.38	\$ 1,196,428.37	\$ 4,506,811.75	\$ 0.00	3/14/2018
				S-1566	Cul De Sac - US-17	0.089						
				S-1568	Dead End - Wappoo	0.088						
				S-1782	Mutual - Lantern	0.169						
				S-1840	Dead End - US-17	0.423						
				S-1850	Marshfield - Brent	0.318						
				S-1851	Brent - Main	0.274						
				S-1910	Cul De Sac - Waldon	0.100						
				S-190	St Andrews - St Andrews	0.177						
				S-191	St Andrews - Dead End	0.124						
				S-192	St Andrews - Dead End	0.289						
				S-193	Riverdale - US-17	0.053						
				S-193	Avondale - St Andrews	0.383						

PROJECT ID	ADMIN	DATE PROGRAMMED	DESCRIPTION	ROAD #	SEGMENT (Mile Points)	TOTAL MILES	LET DATE	FUNDS COMMITTED	ADDITIONAL FUNDS COMMITTED (RECURRING)	FUNDS EXPENDED	UNCOMMITTED FUNDS REMAINING	COMPLETION DATE
				S-194	Arcadian - Arcadian	0.141						
				S-233	Lindendale - Riverdale	0.300						
				S-334	Rosedale - Ashdale	0.136						
				S-382	Woodward - St Andrews	0.089						
				S-384/607	St Andrews - Parish	0.292						
				S-435	St Andrews - Oakdale	0.151						
				S-607	Dead End - Godfrey Park	0.136						
				S-64	St Andrews - US-17	0.243						
				S-724	Cul De Sac - St Andrews	0.187						
				S-725	St Andrews - US-17	0.296						
				S-725	Sheldon - St Andrews	0.133						
				S-1153	Maybank - Brownswood	1.165						
				S-1317	Dunwick - Southwick	0.275						
				S-1318	Castflewick - Southwick	0.347						
				S-1321	Walter - Bohicket	1.363						
				S-1334	Towne - Cane Slash	0.331						
				S-1723	Dunwick - Southwick	0.253						
				S-1724	Dunwick - Southwick	0.262						
				S-1760	Berryhill - Walter	0.129						
				S-1762	Berryhill - Walter	0.115						
				S-2144	Berryhill - Walter	0.143						
				S-2446	Southwick - Dunwick	0.243						
				S-433	Bears Bluff - End Pvmnt	1.144						
				S-1296	Dead End - Stonefield	0.391						
				S-1300	Jordan - Sprague	0.339						
				S-1475	Jordan - Sprague	0.336						
				S-1484	Lighthouse - Stonefield	0.261						
				S-1580	Dead End - Cul De Sac	0.153						
				S-1581	Grimball - Sallie	0.074						
				S-1582	Westwood - Fort Johnson	0.313						
				S-1583	Dead End - Fort Johnson	0.291						
				S-1584	Folly - Witter	0.185						
				S-1585	Witter - Freer	0.092						
				S-1589	Bermuda - Dead End	0.063						
				S-2034	End Pvmnt - Fort Johnson	0.127						
				S-753	Highland - Hunley	0.376						
				S-754	Short - Inland	0.251						
				S-754	Jordan - Bermuda	0.207						
				S-957	Patterson - Hunley	0.118						
				S-1480	Woodland Shores - Dead End	0.167						
				S-1579	Priestly - Riverland	0.210						
				S-1705	Woodland Shores - Dead End	0.155						
				S-1756	Lucky - Riverland	0.174						
				S-2153	Cul De Sac - Woodland Shores	0.161						
				S-2600	Woodland Shores - Cul De Sac	0.100						
				S-286	Dead End - Riverland	0.756						
				S-442	Canal - Swinton	0.263						
				S-739	Riverland - Dead End	0.134						
				S-739	Priestly - Riverland	0.124						
				S-740	Canal - Swinton	0.255						

PROJECT ID	ADMIN	DATE PROGRAMMED	DESCRIPTION	ROAD	SEGMENT (Mile Points)	TOTAL MILES	LET DATE	FUNDS COMMITTED	ADDITIONAL FUNDS COMMITTED (RECURRING)	FUNDS EXPENDED	UNCOMMITTED FUNDS REMAINING	COMPLETION DATE
				S-743	Limbaker - Maxcy	0.044						
				S-743	Buckner - Maxcy	0.062						
				S-1063	Old Georgetown - Sea Island	0.100						
				S-1063	Freelock - Cadberry	0.037						
				S-1063	Sea Island - Freelock	0.066						
				S-1063	Russell - Old Georgetown	0.158						
				S-1344	Melvin Bennett - Bluebird	0.064						
				S-1344	Bluebird - Bluebird	0.148						
				S-1345	Robin - Robin	0.298						
				S-1456	Bonnie - Randall	0.052						
				S-1456	McCants - Bonnie	0.143						
				S-1456	Randall - Randall	0.082						
				S-1456	Randall - Center	0.052						
				S-1557	Six Mile - Annie Laura	0.306						
				S-1642	JB Edward School - Von Kohnitz	0.199						
				S-1642	JB Edward School - Von Kohnitz	0.031						
				S-1642	Mathis Ferry - JB Edward School	0.390						
				S-1952	Julius Robertson - Hwy 41	0.340						
				S-2057	Joseph Glover - Hwy 41	0.285						
				S-2356	Center - Dead End	0.109						
				S-2357	Center - Dead End	0.104						
				S-2358	Center - Dead End	0.112						
				S-2366	McAdams - Joe Rouse	0.081						
				S-2366	McAdams - Cul De Sac	0.150						
				S-2526	Bowman - Stuart Engals	0.369						
				S-2526	Stuart Engals - Stuart Engals	0.056						
				S-2526	Stuart Engals - Louise	0.066						
				S-2526	Louise - Carter	0.050						
				S-2526	Stuart Engals - Ira	0.038						
				S-2526	Carter - Stuart Engals	0.052						
				S-2526	Stuart Engals - Stuart Engals	0.082						
				S-2527	Robin - Cul De Sac	0.210						
				S-2527	Chuck Dawley - Robin	0.048						
				S-50	Church - Bennett	0.067						
				S-50	Lucas - Whilden	0.083						
				S-50	Whilden - Church	0.066						
				S-514	Live Oak - Hibben	0.070						
				S-515	Simmons - Dead End	0.166						
				S-921	Six Mile - W Palmetto Fort	0.258						
				S-921	N Palmetto Fort - Ruffin	0.214						
TOTAL						45.46		\$ 9,020,924.05	\$ 1,196,428.37	\$ 10,217,352.42	\$ -	

CHARLESTON
SFY 16/17 NON-RECURRING CTC FUNDS


		02/24/17		02/24/17		02/24/17		02/24/17		02/24/17		02/24/17	
		Resurfacing		Resurfacing		Resurfacing		Resurfacing		Resurfacing		Resurfacing	
County		S-91	S-97	0.00 - 4.91	0.22 - 0.84	4.910	0.620	\$ 1,990,000.00	\$	-	\$ 1,990,000.00	\$	1,996,411.84
TOTAL	TOTAL					5.53		\$ 1,990,000.00	\$	-	\$ 1,990,000.00	\$	6,411.84

CHEROKEE

Chairman W. B. Cook

CHEROKEE COUNTY CTC ANNUAL C FUND REPORT
 JULY 1, 2017 - JUNE 30, 2018
 RECURRING FUNDS

<u>INCOME AND EXPENSES</u>		\$ 528,918
Balance of Funds as of July 1, 2017		
Income:		
Funds Received for Period July 1, 2017 through June 30, 2018	\$ 1,056,313	
Interest Earned for Period July 1, 2017 through June 30, 2018	\$ -	
Donor Bonus Received	\$ 378,833	
Funds Received for Return of Uncommitted Balance	\$ -	
Total Income	\$ 1,435,146	
Expenses:		
Administrative Expenses	\$ -	
Local Paving Project Expenditures	\$ -	
State Road Project Expenditures	\$ 1,470,547	
Total Expenditures	\$ 1,470,547	
Balance of Funds as of June 30, 2018		\$ 493,518
<u>FUNDING COMMITMENTS</u>		
Local Paving Projects	\$ -	
State Road Projects	\$ -	
Total Committed Funds	\$ -	
Total Uncommitted Funds Available for New Projects		\$ 493,518



LOCAL PAVING PROJECTS

Project Number	PROJECT DESCRIPTION	WORK TYPE	RESPONSIBLE AGENCY	BUDGET	TOTAL EXPENDITURES	CURRENT FISCAL YEAR EXPENDITURES	REMAINING BUDGET
							\$ -
							\$ -
							\$ -
TOTALS				\$ -	\$ -	\$ -	\$ -

EXPENDITURES FOR LOCAL PAVING PROJECTS AS PERCENT OF TOTAL INCOME = 0.00%

STATE ROAD PROJECTS

Project Number	PROJECT DESCRIPTION	WORK TYPE	RESPONSIBLE AGENCY	BUDGET	TOTAL EXPENDITURES	CURRENT FISCAL YEAR EXPENDITURES	REMAINING BUDGET
P036994	S Green River Road/Ford Road/Fluledge Ave/Chester St	Resurface	SCDOT	\$ 1,384,332	\$ 1,384,332	1,384,332	\$ -
P030735 C	S Green River Road/Ford Road/Shady Grove Road	Resurface	SCDOT	\$ 312,962	\$ 312,962	22,721	\$ -
P030593	Griffith St Sidewalk	Sidewalk	SCDOT	\$ 50,000	\$ 50,000	-	\$ -
P031784 B	Resurface Frederick Street	Resurface	SCDOT	\$ 63,494	\$ 63,494	63,494	\$ -
TOTALS				\$ 1,810,788	\$ 1,810,788	1,470,547	\$ -

EXPENDITURES FOR STATE ROAD PROJECTS AS PERCENT OF TOTAL INCOME = 139.22%

CHEROKEE COUNTY CTC ANNUAL C FUND REPORT
 JULY 1, 2017 - JUNE 30, 2018
 SFY 15-16 NON-RECURRING FUNDS (H.4230)

INCOME AND EXPENSES

Balance of Funds as of July 1, 2017	\$ -
Income:	
Funds Received for Period July 1, 2017 through June 30, 2018	\$ -
Interest Earned for Period July 1, 2017 through June 30, 2018	\$ -
Funds Received for Return of Uncommitted Balance	\$ -
Total Income	\$ -

Expenses:

State Road Project Expenditures	
Total Expenditures	\$ -

Balance of Funds as of June 30, 2018

\$ -

FUNDING COMMITMENTS

State Road Projects	
Total Commitments	\$ -

Total Uncommitted Funds Available for New Projects

\$ -

STATE ROAD PROJECTS

Project Number	PROJECT DESCRIPTION	WORK TYPE	RESPONSIBLE AGENCY	BUDGET	TOTAL EXPENDITURES	CURRENT FISCAL YEAR EXPENDITURES	REMAINING BUDGET
P030735	Resurface Green River Road, Ford Road, and Shady Grove Road	Resurface	SCDOT	\$ 1,584,000	\$ 1,584,000	- \$	-
	TOTALS			\$ 1,584,000	\$ 1,584,000	- \$	-

CHEROKEE COUNTY CTC ANNUAL C FUND REPORT
 JULY 1, 2017 - JUNE 30, 2018
 SFY 16-17 NON-RECURRING FUNDS (P117.135)

INCOME AND EXPENSES

Balance of Funds as of July 1, 2017	\$ -
Income:	
Funds Received for Period July 1, 2017 through June 30, 2018	\$ -
Interest Earned for Period July 1, 2017 through June 30, 2018	\$ -
Funds Received for Return of Uncommitted Balance	\$ -
Total Income	\$ -

Expenses:

State Road Project Expenditures	\$ -
Total Expenditures	\$ -

Balance of Funds as of June 30, 2018

\$ -

FUNDING COMMITMENTS

State Road Projects	\$ -
Total Commitments	\$ -


Total Uncommitted Funds Available for New Projects

\$ -

STATE ROAD PROJECTS

Project Number	PROJECT DESCRIPTION	WORK TYPE	RESPONSIBLE AGENCY	BUDGET	TOTAL EXPENDITURES	CURRENT FISCAL YEAR EXPENDITURES	REMAINING BUDGET
P030735 B	Resurface Green River Road, Ford Road, and Shady Grove Road	Resurface	SCDOT	\$ 381,759	\$ 381,759		
P031784 A	Resurface Frederick Street	Resurface	SCDOT	\$ 305,485	\$ 305,485		

TOTALS \$ 687,244 \$ 687,244 - \$ -

CTC Chairman:  (Signature)
 Date: 8-14-18

PLEASE DISPLAY EACH PROJECT AS IT WAS AWARDED. (EXP. IF SMITH BROTHERS WAS AWARDED A CONTRACT FOR THE RESURFACING OF 15 DIFFERENT ROADS, THE PROJECT WOULD BE LISTED ONE TIME, NOT FOR EACH INDIVIDUAL ROAD)

CHESTER

Chairman Shane Stuart

CHESTER COUNTY CTC ANNUAL C FUND REPORT
JULY 1, 2017 - JUNE 30, 2018

INCOME AND EXPENSES

Balance of Funds as of July 1, 2017	\$ 1,177,364
Income:	
Funds Received for Period July 1, 2017 through June 30, 2018	\$ 944,360
Reimb - Sign Mat for Period July 1, 2017 through June 30, 2018	\$ 365
Interest Earned for Period July 1, 2017 through June 30, 2018	\$ 15,392
Total Income	\$ 960,117

Expenses:

Local Paving Project Expenditures	\$ 895,541
State Road Project Expenditures	\$ 457,020
Total Expenditures	\$ 1,352,561
Balance of Funds as of June 30, 2018	\$ 784,920

FUNDING COMMITMENTS

Local Paving Projects	\$ 578,604
State Road Projects	\$ 13,509
Total Committed Funds	\$ 592,113
Total Uncommitted Funds Available for New Projects	\$ 192,807

LOCAL PAVING PROJECTS

LOCAL ROUTE	PROJECT DESCRIPTION	WORK TYPE	RESPONSIBLE AGENCY	BUDGET	TOTAL EXPENDITURES	CURRENT FISCAL YEAR EXPENDITURES	REMAINING BUDGET
Various	Miscellaneous - Sign Material/Pipe/Rock	Misc.	County	\$ 82,453	\$ 82,453	\$ 82,453	\$ -
SC-72 West	Zion Cemetery Rd.	Resurfacing	County	\$ 2,400	\$ 2,400	\$ 2,400	\$ -
C-007.34	120 ft. 72 inch aluminum pipe w/ Road Improv. - Connor Road 40 ft. of 36 inch RC pipe	Drainage	County	\$ 171,451	\$ 171,451	\$ 10,005	\$ -
C007.36	Connor Road Emergency Pipe Install	Drainage	County	\$ 64,504	\$ 64,504	\$ 64,504	\$ -
C007.42	Connor Road Headwall	Drainage	County	\$ 103,126	\$ 103,126	\$ 103,126	\$ -
C007.35	Richburg Fire Department Substation - Construct/Paving two driveways	Paving	County	\$ 51,460	\$ 51,460	\$ 3,452	\$ -
C007.40	Dennis Corp - Murdoch Road - Survey/Develop Const. Plans	Surveying	County	\$ 37,250	\$ 37,250	\$ 7,955	\$ -
C007.4B	Colonels Point Pavement Repair	Resurfacing	County	\$ 8,143	\$ 8,143	\$ 8,143	\$ -
C007.51	Baseball Alley - Drainage and Culvert	Drainage	County	\$ 10,279	\$ 10,279	\$ 10,279	\$ -
C007.49	Chester Youth Baseball Complex - Road Improvement	Resurfacing	County	\$ 2,700	\$ 2,700	\$ 2,700	\$ -
C007.35	Chester Engineering IDC - Dennis Corp. (2016) 2016 CTC Consulting	Inventory/ Inspection / Evaluation	County	\$ 63,118	\$ 63,118	\$ 20,262	\$ -
C007.33	Chester Construction IDC - Dennis Corp. (2016) Special C Fund Paving 2017 CTC	Inspection	County	\$ 2,557	\$ 2,557	\$ 2,557	\$ -
Scott Rd	Scott Road - Local County Portion	Resurfacing	County	\$ 19,289	\$ 19,289	\$ 19,289	\$ -
C007.41	2017 Road Improvement Program - (Roadways throughout County) - Doctors Ct., Reval Creek, Mayhugh, Hindman	Resurfacing	County	\$ 342,523	\$ 200,844	\$ 200,844	\$ 141,679
TOTALS				\$ 1,755,750	\$ 1,177,146	\$ 895,541	\$ 578,603

EXPENDITURES FOR LOCAL PAVING PROJECTS AS PERCENT OF TOTAL INCOME =

93.3%

STATE ROAD PROJECTS

ROAD - ROUTE	PROJECT DESCRIPTION	WORK TYPE	RESPONSIBLE AGENCY	BUDGET	EXPENDITURES	CURRENT FISCAL YEAR EXPENDITURES	REMAINING BUDGET
C-739	2017 NRF - County Portion (Roadways throughout County) P-117-135 Non-Recurring Funds - County Portion Cement Reclamation and Asphalt Paving - Cameron Rd S-138/Cradia Street S-455/Gelhesmane Rd S-700/Howe Rd S-401/Cherokee Dr S-165/Durham Rd S-33/Hall Street S-464/Mt. Tabor S-466/Mt. Tabor S-151/Old Store Rd S-465/Root Lane S-470/Russel Rd S-436	Resurfacing	County	\$ 342,114	\$ 342,114	\$ 342,114	\$ -
S-123	The Reverend Joe H. Neal Way	Signage	County	\$ 500	\$ 500	\$ 500	\$ -
S-12-76	Scott Road	Resurfacing	County	\$ 15,674	\$ 15,674	\$ 15,674	\$ -
SC-72 East	Guardrail Repair - Lewis Turnout	Repair	County	\$ 6,267	\$ 6,267	\$ 6,267	\$ -
S-12-16	Ashford Street Sidewalk	Survey/Design/Permitting	County	\$ 37,726	\$ 37,726	\$ 37,726	\$ -
US-321/SC-72/SC-9	JA Cochran Bypass Sidewalk	Survey/Design/Permitting	County	\$ 31,039	\$ 31,039	\$ 31,039	\$ -
S-20	Dearborn Street	Survey	County	\$ 285	\$ 285	\$ 285	\$ -
US-321/SC-72N SC-121N/SC-9E	Intersection Road Name Signs - JA Cochran Bypass	Signage	County	\$ 36,925	\$ 23,416	\$ 23,416	\$ 13,509
TOTALS				\$ 470,530	\$ 457,021	\$ 457,020	\$ 13,509

EXPENDITURES FOR STATE ROAD PROJECTS AS PERCENT OF TOTAL INCOME =

47.60%

CTC Chairman:  (Signature)
Date: 23 Oct 18


CHESTER COUNTY CTC ANNUAL C FUND REPORT
 JULY 1, 2017 - JUNE 30, 2018
 NON-RECURRING FUNDS (H.4230)

<u>INCOME AND EXPENSES</u>	
Balance of Funds as of July 1, 2017	\$ 33,626
Income:	
Funds Received for Period July 1, 2017 through June 30, 2018	\$ -
Interest Earned for Period July 1, 2017 through June 30, 2018	\$ 249
Total Income	\$ 249
Expenses:	
State Road Project Expenditures	\$ 29,863
Total Expenditures	\$ 29,863
Balance of Funds as of June 30, 2018	\$ 4,011
<u>FUNDING COMMITMENTS</u>	
State Road Projects	\$ 4,011
Total Commitments	\$ 4,011
Total Uncommitted Funds Available for New Projects	\$ 0

STATE ROAD PROJECTS

Project Number	PROJECT DESCRIPTION	WORK TYPE	RESPONSIBLE AGENCY	BUDGET	EXPENDITURES	CURRENT FISCAL YEAR EXPENDITURES	REMAINING BUDGET
285	Resurfacing S-12-324, S-12-54, S-12-70, S-12-442, S-12-	Resurface	County	\$ 2,964,776	\$ 2,960,765	29,863	\$ 4,011

TOTALS \$ 2,964,776 \$ 2,960,765 29,863 \$ 4,011

CTC Chairman: 
 (Signature)
 Date: 27 SEPT 2013

CHESTER COUNTY CTC ANNUAL C FUND REPORT
 JULY 1, 2017 - JUNE 30, 2018
 SFY 16-17 NON-RECURRING FUNDS (P117.135)

INCOME AND EXPENSES

Balance of Funds as of July 1, 2017 \$ 696,887

Income:

Funds Received for Period July 1, 2017 through June 30, 2018	\$ -
Uncommitted Bal. Rec'd July 1, 2017 through June 30, 2018	\$ 2
Interest Earned for Period July 1, 2017 through June 30, 2018	\$ 4,153
Total Income	\$ 4,155

Expenses:

State Road Project Expenditures	\$ 701,042
Total Expenditures	\$ 701,042

Balance of Funds as of June 30, 2018

\$ (0)

FUNDING COMMITMENTS

State Road Projects	\$ -
Total Commitments	\$ -

Total Uncommitted Funds Available for New Projects

\$ (0)

STATE ROAD PROJECTS

Project Number	PROJECT DESCRIPTION	WORK TYPE	RESPONSIBLE AGENCY	BUDGET	EXPENDITURES	CURRENT FISCAL YEAR EXPENDITURES	REMAINING BUDGET
C-7.39	Cement Reclamation and Asphalt Paving - 5 Roadways	Resurfacing	County	\$ 701,454	\$ 701,455	701,042	\$ (0)

TOTALS

\$ 701,454 \$ 701,455 \$ 701,042 \$ (0)

CTC Chairman: 
(Signature)

Date: 23 OCT 19

Chester – C-7-39 (Non-Recurring Funds)

S-33	Durham Road
S-45	
S-145	Cherokee Drive
S-151	Mt Tabor Church Rd/Roof Road
S-183	Cameron Rd
S-401	Howe Road
S-466	Mt. Tabor Church Rd
S-467	Roof Road
S-468	Roof Road
S-469	Hall Street
S-470	Roof Road
S-700	Gethsemane Road

CLARENDON

Chairman Dwight L. Stewart Jr.

**CLARENDON COUNTY ANNUAL C PROGRAM REPORT
 JULY 2017 - JUNE 2018
 Recurring Funds**

INCOME AND EXPENSES:

Balance of Funds as of June 30, 2017	\$607,051
Income:	
Funds Received for Period July 1, 2017 through June 30, 2018	1,175,986
Interest Earned for Period July 1, 2017 through June 30, 2018	3,084
Total Income:	<u>1,179,070</u>
Expenses:	
Local Paving Projects	130,226
State Road Projects	298,515
Total Expenses:	<u>428,741</u>
Balance of Funds as of June 30, 2018	<u><u>\$1,357,380</u></u>

FUNDING COMMITMENTS:

Local Paving Projects	385,302
State Road Projects (Recurring)	32,200
Total Committed Funds	<u>\$417,502</u>
Total Uncommitted Funds Available for New Projects	<u>\$939,878</u>
Uncommitted Funds as a Percentage of Total Income	N/A
Local Expenditures as a Percentage of Total Income	11.0%
State Road Project Expenditures as a Percentage of Total Income	25.3%

Clarendon County C-Program Statement

Project Description		Local Route	Work type	Responsible Agency	Total Budget	Total Expenditures	Current Yr Expenditures	Remaining Budget	Completed Variance	Status*
Local Paving Projects										
Clar80013	Cold Mix Asphalt	N/A	Materials	County	5,000.00	4,670.65	4,670.65	n/a	329.35	C
Clar80021	Crushed Concrete	N/A	Materials	County	50,000.00	49,980.53	49,980.53	n/a	19.47	C
Clar80071	Home on the Green Subdivision	N/A	Improvement	County	460,952.00	75,650.00	75,575.00	385,302.00	n/a	O
Totals					515,952.00	130,301.18	130,226.18	385,302.00	348.82	
State Road Projects (Recurring)										
P037785	Benton Road	S-674	Resf & patch	SCDOT	175,000.00	175,000.00	175,000.00	1	n/a	O
P032527	Country Club Acres Group (S-452/538/454/453/456/631/455)	S-459	Resf & patch	SCDOT	239,053.79	197,514.78	12,514.78	1	n/a	O
Clar80074	Powell Cir	S-721	Improvement	County	43,200.00	11,000.00	11,000.00	32,200.00	n/a	O
Clar80075	City of Manning - Mill St Sidewalk Match	S-721	Improvement	City of Manning	100,000.00	100,000.00	100,000.00	n/a	n/a	C
Totals					557,253.79	483,514.78	298,514.78	32,200.00		
Totals					1,073,205.79	613,815.96	428,740.96	417,502.00	348.82	

TOTAL COMMITTED FUNDS

417,502

* C - Project completed

* O - Open

1 Represents funds sent to SC DOT for project administration

[Signature]
9/25/2018
(Date)

By: Dwight L. Stewart, Jr., Chairman
Clarendon County Transportation Committee

CLARENDON COUNTY ANNUAL C PROGRAM REPORT
JULY 2016 - JUNE 2017
Non-recurring Funds (P117.135)

INCOME AND EXPENSES:

Balance of Funds as of June 30, 2017	\$658,396
Income:	
Non-recurring Proviso Funding	24
Interest Earned for Period July 1, 2017 through June 30, 2018	2,423
Total Income:	2,447
Expenses:	
State Road Projects	46,500
Total Expenses:	46,500
Balance of Funds as of June 30, 2018	\$614,343

FUNDING COMMITMENTS:

State Road Projects (Non-recurring)	
Total Committed Funds	\$614,343
Total Uncommitted Funds Available for New Projects	\$0

Clarendon County C-Program Statement
Non-recurring Funds

Project Description	Local Route	Work type	Responsible Agency	Total Budget	Total Expenditures	Current Yr Expenditures	Remaining Budget	Completed Variance	Status*
2018 Contracted Roadwork (George Harvin/Ram Bay Roads)	Various	Resf & patch	County	808,183.00	46,500.00	46,500.00	761,683.00	-	O
Totals				808,183.00	46,500.00	46,500.00	761,683.00	-	


TOTAL COMMITTED FUNDS

761,683

- * C - Project completed
- * O - Open
- ! As reported seperately to SC DOT

By: Dwight L. Steyer, Jr., Chairman
Clarendon County Transportation Committee

9/25/18
(Date)



COLLECTION

Chairman Nate Bristow

COLLETON COUNTY CTC ANNUAL C FUND REPORT
 JULY 1, 2017 - JUNE 30, 2018
 RECURRING FUNDS

<u>INCOME AND EXPENSES</u>	
Balance of Funds as of July 1, 2017	\$ 1,547,962
Income:	
Funds Received for Period July 1, 2017 through June 30, 2018	\$ 1,668,383
Interest Earned for Period July 1, 2017 through June 30, 2018	\$ 15,573
Total Income	<u>\$ 1,683,956</u>
Expenses:	
Local Paving Project Expenditures	\$ 239,293
State Road Project Expenditures	\$ 819,284
Total Expenditures	<u>\$ 1,058,577</u>
Balance of Funds as of June 30, 2018	<u>\$ 2,173,341</u>
<u>FUNDING COMMITMENTS</u>	
Local Paving Projects	\$ 1,008,630
State Road Projects	\$ 995,881
Total Committed Funds	<u>\$ 2,004,510</u>
Total Uncommitted Funds Available for New Projects	<u>\$ 168,830</u>

LOCAL PAVING PROJECTS

LOCAL ROUTE	PROJECT DESCRIPTION	WORK TYPE	RESPONSIBLE AGENCY	BUDGET	TOTAL EXPENDITURES	CURRENT FISCAL YEAR EXPENDITURES	REMAINING BUDGET
15.026	Public Works Rock	Maintenance	County	\$ 50,000	\$ 47,837	\$ 2,007	\$ 2,163
15.028	Dirt Road Paving (FY16/17)	Dirt Road Paving	County	\$ 895,000	\$ 214,104	\$ 209,944	\$ 680,896
15.029	County Road Resurfacing (FY16/17)	Resurfacing	County	\$ 250,000	\$ 200,259	\$ 22,671	\$ 49,741
15.032	County Road Resurfacing (FY17/18)	Resurfacing	County	\$ 280,000	\$ 4,171	\$ 4,171	\$ 275,829
15.033	Bishop Taylor Intersection Sign	Sign	County	\$ 500	\$ 500	\$ 500	\$ -
	CTC Admin	Admin	County	\$ -	\$ -	\$ -	\$ -
TOTALS				\$ 1,475,500	\$ 466,870	\$ 239,293	\$ 1,008,630

EXPENDITURES FOR LOCAL PAVING PROJECTS AS PERCENT OF TOTAL INCOME = 14%

STATE ROAD PROJECTS

ROAD - ROUTE	PROJECT DESCRIPTION	WORK TYPE	RESPONSIBLE AGENCY	BUDGET	TOTAL EXPENDITURES	CURRENT FISCAL YEAR EXPENDITURES	REMAINING BUDGET
15 C P027541	Edisto Beach Drainage & Road Improvements	Drainage	SCDOT	\$ 658,394	\$ 74,826	\$ 404,656	\$ 583,567
15 PEC P027541	Edisto Beach Drainage & Road Improvements	Drainage	SCDOT	\$ 32,500	\$ 32,500	\$ -	\$ -
15 RW P027541	Edisto Beach Drainage & Road Improvements	Drainage	SCDOT	\$ 101,500	\$ -	\$ -	\$ 101,500
15 C P027542	Jacksonboro Road Resurfacing	Resurfacing	SCDOT	\$ 340,000	\$ 340,000	\$ -	\$ -
15 C P028818	Federal Aid Resurfacing Project # 15.028779	Resurfacing	SCDOT	\$ 1,227,368	\$ 1,227,368	\$ -	\$ -
15 C P028128 & RW	US 15/Tuskegee Rd Intersection Improvement	Intersect. Impr.	SCDOT	\$ 1,401,100	\$ 43,558	\$ -	\$ 1,357,542
15 PEC P028128	US 15/Tuskegee Rd Intersection Improvement	Intersect. Impr.	SCDOT	\$ 296,847	\$ 230,000	\$ 1,732	\$ 66,847
15 C P029189	Resurfacing US-21 in Ruffin	Resurfacing	SCDOT	\$ 435,000	\$ 435,000	\$ -	\$ -
I-95 Loop	Jefferies Hwy. Resurfacing	Resurfacing	City of Walterboro	\$ 100,000	\$ -	\$ -	\$ 100,000
15.018	Rivers Street Drainage/Gadsden Loop Sidewalk	Drainage	County	\$ 325,000	\$ 274,760	\$ 15,015	\$ 50,240
15.020	Hwy 64 Sidewalk	Sidewalk	County	\$ 150,000	\$ 168,799	\$ 12,746	\$ (18,799)
15.022.02	2015 One Time Funds State Resurfacing (15.022.01 Overrun)	Resurfacing	County	\$ 340,272	\$ 340,272	\$ 340,272	\$ -
15.024	Leith Lane (S-15-189) Improvements	Resurfacing	County	\$ 40,000	\$ 47,337	\$ 4,663	\$ (7,337)
15.027	Sidewalk Feasibility Study McDanieltown Rd (S-35)	Sidewalk	County	\$ 50,000	\$ 40,188	\$ 36,029	\$ 9,812
15.031	SCDOT Resurfacing (FY17/18) (S-335 & S-559)	Resurfacing	County	\$ 840,000	\$ 4,171	\$ 4,171	\$ 835,829
TOTALS				\$ 6,337,981	\$ 3,256,780	\$ 819,284	\$ 995,891

EXPENDITURES FOR STATE ROAD PROJECTS AS PERCENT OF TOTAL INCOME = 49%

CTC Chairman:



(Signature)

Date:

10/20/2018

COLLETON COUNTY CTC ANNUAL C FUND REPORT

JULY 1, 2017 - JUNE 30, 2018
2015 NON-RECURRING FUNDS


<u>INCOME AND EXPENSES</u>		
Balance of Funds as of July 1, 2017	-----	\$ 135,162
Income:		
Funds Received for Period July 1, 2017 through June 30, 2018	\$ -	
Interest Earned for Period July 1, 2017 through June 30, 2018	\$ -	
Total Income	-----	\$ -
Expenses:		
Administrative Expenses	\$ -	
Local Paving Project Expenditures	\$ -	
State Road Project Expenditures	\$ 475,434	
Total Expenditures	-----	\$ 475,434
Balance of Funds as of June 30, 2018	-----	\$ -
<u>FUNDING COMMITMENTS</u>		
Local Paving Projects	\$ -	
State Road Projects	\$ -	
Total Committed Funds	-----	\$ -
Total Uncommitted Funds Available for New Projects	-----	\$ -

STATE ROAD PROJECTS - 2015 Non-Recurring - (S-41, S-588, S-45, S-100, S-127, S-34)

ROAD - ROUTE	PROJECT DESCRIPTION	WORK TYPE	RESPONSIBLE AGENCY	BUDGET	TOTAL EXPENDITURES	CURRENT FISCAL YEAR EXPENDITURES	REMAINING BUDGET
15.022.01 - State Secondary One Time Funds 2015		Resurfacing	County	\$ 4,703,216	\$ 5,043,488	475,434	\$ -
TOTALS				\$ 4,703,216	\$ 5,043,488	475,434	\$ -

EXPENDITURES FOR STATE ROAD PROJECTS AS PERCENT OF TOTAL INCOME =

100%

CTC Chairman: 
 (Signature)
 Date: 10/30/2018

COLLETON COUNTY CTC ANNUAL C FUND REPORT
 JULY 1, 2017 - JUNE 30, 2018
 2016 NON-RECURRING FUNDS

INCOME AND EXPENSES

Balance of Funds as of July 1, 2017		\$ 462,718
Income:		
Funds Received for Period July 1, 2017 through June 30, 2018	\$	3
Interest Earned for Period July 1, 2017 through June 30, 2018	\$	-
Total Income	\$	3

Expenses:

Administrative Expenses		\$ -
Local Paving Project Expenditures	\$	-
State Road Project Expenditures	\$	121,432
Total Expenditures	\$	121,432
Balance of Funds as of June 30, 2018	\$	341,289

FUNDING COMMITMENTS

Local Paving Projects		\$ -
State Road Projects	\$	90,000
Total Committed Funds	\$	90,000
Total Uncommitted Funds Available for New Projects	\$	251,289

STATE ROAD PROJECTS - 2016 Non-Recurring - (SC303, S-34, S-293, S-151)

ROAD - ROUTE	PROJECT DESCRIPTION	WORK TYPE	RESPONSIBLE AGENCY	BUDGET	TOTAL EXPENDITURES	CURRENT FISCAL YEAR EXPENDITURES	REMAINING BUDGET
15.030 - Phase 1 - SC303 and S-34		Resurfacing	County	\$ 1,005,000	\$ 754,220	\$ 121,432	\$ 250,780
15.030 - Phaes 2 - S-293 and S-151		Resurfacing	County	\$ 90,000	\$ -	\$ -	\$ 90,000
TOTALS				\$ 1,095,000	\$ 754,220	\$ 121,432	\$ 340,780

100%

EXPENDITURES FOR STATE ROAD PROJECTS AS PERCENT OF TOTAL INCOME =

CTC Chairman: 
 (Signature)
 Date: 9-28-18

EDGEFIELD

Chairman Sam Crouch Jr.

EDGEFIELD CTC ANNUAL C FUND REPORT
 JULY 1, 2016 - JUNE 30, 2017
 RECURRING FUNDS

INCOME AND EXPENSES

Balance of Funds as of July 1, 2016 \$ 1,518,150

Income:

Funds Received for Period July 1, 2016 through June 30, 2017	\$ 920,504
Interest Earned for Period July 1, 2016 through June 30, 2017	\$ 7,936
Total Income	\$ 928,440

Expenses:

Administrative Expenses	\$ 448
Local Paving Project Expenditures	\$ 567,979
State Road Project Expenditures	\$ 879,003
Total Expenditures	\$ 1,447,430

Balance of Funds as of June 30, 2016 \$ 999,160

FUNDING COMMITMENTS

Local Paving Projects	\$ 700,522
State Road Projects	\$ 360
Total Committed Funds	\$ 700,882

Total Uncommitted Funds Available for New Projects \$ 298,278

LOCAL PAVING PROJECTS

Project Number	PROJECT DESCRIPTION	WORK TYPE	RESPONSIBLE AGENCY	BUDGET	TOTAL EXPENDITURES	CURRENT FISCAL YEAR EXPENDITURES	REMAINING BUDGET
16-17-187	Stephens Mill Subdivision	Engineering/Paving	County	\$ 539,145	\$ 485,383	\$ 458,358	\$ 53,762
15-17-189	Potential Project & Research	Admin/Engineering	County	\$ 4,501	\$ 4,501	\$ 3,001	\$ -
17-18-175	Wilderness	Engineering/Paving	County	\$ 624,974	\$ 44,603	\$ 44,603	\$ 580,371
17-18-179	Windy Ridge Feasibility	Engineering	County	\$ 17,475	\$ 10,500	\$ 10,500	\$ 6,975
17-18-180	Scupin Rd - road widening	move light pole	County	\$ 932	\$ 932	\$ 932	\$ -
17-18-173	Gravel	Maintenance	County	\$ 80,000	\$ 47,644	\$ 47,644	\$ 32,356
17-18-172	Asphalt-Patch	Maintenance	County	\$ 5,000	\$ 1,024	\$ 1,024	\$ 3,976
17-18-168	Sandclay	Maintenance	County	\$ 5,000	\$ 450	\$ 450	\$ 4,550
17-18-166	Signs/pavement markers	Maintenance	County	\$ 5,000	\$ 1,467	\$ 1,467	\$ 3,533
17-18-167	Bridge Escrow	Maintenance	County	\$ 5,000	\$ -	\$ -	\$ 5,000
17-18-169	Ditch Stabilization	Maintenance	County	\$ 5,000	\$ -	\$ -	\$ 5,000
17-18-151	Pipe	Maintenance	County	\$ 5,000	\$ -	\$ -	\$ 5,000

TOTALS \$ 1,297,027 \$ 596,505 \$ 567,979 \$ 700,522

EXPENDITURES FOR LOCAL PAVING PROJECTS AS PERCENT OF TOTAL INCOME = 65.2%

STATE ROAD PROJECTS

Project Number	PROJECT DESCRIPTION	WORK TYPE	RESPONSIBLE AGENCY	BUDGET	EXPENDITURES	CURRENT FISCAL YEAR EXPENDITURES	REMAINING BUDGET
P029143	Reclamation & widening on Lloyd Rd (S-461)	Resurface	SCDOT	\$ 462,483	\$ 462,483		
P029464 (B)	Resurface S-174 and S-21	Resurface	SCDOT	\$ 472,502	\$ 472,502		
P036886	Resurface Storm Thurmond High School Rd (S-256)	Resurface	SCDOT	\$ 189,408	\$ 189,048	\$ 189,408	\$ 360
P036982	Reclamation on N Martintown Rd (S-113)	Resurface	SCDOT	\$ 291,459	\$ 291,459	\$ 291,459	\$ -
P037392	Reclamation of Center Springs Rd (S-39)	Resurface	SCDOT	\$ 398,137	\$ 398,137	\$ 398,137	\$ -

TOTALS \$ 1,813,988 \$ 878,643 \$ 879,003 \$ 935,345

EXPENDITURES FOR STATE ROAD PROJECTS AS PERCENT OF TOTAL INCOME = 100.89%

EDGEFIELD CTC ANNUAL C FUND REPORT
JULY 1, 2016 - JUNE 30, 2017
SFY 15-16 NON-RECURRING FUNDS (H.4230)

<u>INCOME AND EXPENSES</u>		
Balance of Funds as of July 1, 2016	\$	1,111
Income:		
Funds Received for Period July 1, 2016 through June 30, 2017	\$	-
Interest Earned for Period July 1, 2016 through June 30, 2017	\$	26
Total Income	\$	26
Expenses:		
State Road Project Expenditures	\$	-
Total Expenditures	\$	-
Balance of Funds as of June 30, 2017	\$	1,137
<u>FUNDING COMMITMENTS</u>		
State Road Projects	\$	-
Total Commitments	\$	-
Total Uncommitted Funds Available for New Projects	\$	1,137

STATE ROAD PROJECTS

Project Number	PROJECT DESCRIPTION	WORK TYPE	RESPONSIBLE AGENCY	BUDGET	EXPENDITURES	CURRENT FISCAL YEAR EXPENDITURES	REMAINING BUDGET
P029464 (A)	Resurface Currytown Rd (S-174) & Loncane Rd (S-21)	Resurface	SCDOT	\$ 2,509,418	\$ 2,509,418	-	

TOTALS \$ 2,509,418 \$ 2,509,418 - \$ -

EDGEFIELD CTC ANNUAL C FUND REPORT
 JULY 1, 2016 - JUNE 30, 2017
 SFY 16-17 NON-RECURRING FUNDS (P117.135)

<u>INCOME AND EXPENSES</u>		
Balance of Funds as of July 1, 2016		\$ 576,957
Income:		
Funds Received for Period July 1, 2016 through June 30, 2017	\$ 2	
Interest Earned for Period July 1, 2016 through June 30, 2017	\$ 13,270	
Total Income		\$ 13,272
Expenses:		
State Road Project Expenditures	\$ 178,942	
Total Expenditures		\$ 178,942
Balance of Funds as of June 30, 2017		\$ 411,287
<u>FUNDING COMMITMENTS</u>		
State Road Projects	\$ 369,892	
Total Commitments		\$ 369,892
Total Uncommitted Funds Available for New Projects		\$ 41,395

STATE ROAD PROJECTS

Project Number	PROJECT DESCRIPTION	WORK TYPE	RESPONSIBLE AGENCY	BUDGET	EXPENDITURES	CURRENT FISCAL YEAR EXPENDITURES	REMAINING BUDGET
16-17-186	S19-425 Woodridge & S-19 - Transfer	Resurface	County	\$ 573,024	\$ 203,132	178,942	\$ 369,892

TOTALS \$ 573,024 \$ 203,132 178,942 \$ 369,892

CTC Chairman: *Sam Louie*
 (Signature)
 Date: 10/4/18

GREENVILLE

Chairman Paul F. Hughes

GREENVILLE COUNTY LEGISLATIVE DELEGATION TRANSPORTATION COMMITTEE

ANNUAL "C" FUND REPORT - RECURRING FUNDS
FOR FISCAL YEAR ENDED JUNE 30, 2018

INCOME AND EXPENSES:

Balance of Funds as of July 1, 2017

\$ 3,680,084

Income:

Tax funds received

6,566,115

Interest earned

17,948

Other revenue

7,227,734

Total Income

13,811,797

Expenses:

Administrative

1,000

Local paving projects

11,617,841

State road projects

1,576,060

Total Expenditures

13,194,901

Balance of Funds as of June 30, 2018

4,296,980

FUNDING COMMITMENTS:

Local paving projects

988,744

State road projects

2,653,083

Total Committed Funds

3,641,827

TOTAL UNCOMMITTED FUNDS AVAILABLE FOR

NEW PROJECTS AT JUNE 30, 2018

\$ 655,153

SUPPLEMENTARY INFORMATION
SCHEDULE 1

GREENVILLE LEGISLATIVE DELEGATION TRANSPORTATION COMMITTEE

PROJECTS FUNDED WITH RECURRING FUNDS
FOR FISCAL YEAR ENDED JUNE 30, 2018

LOCAL PAVING PROJECTS

Project #	Project Description	Work Type	Responsible Party	Budget	Current Fiscal Year Expenditures	Total Expenditures	Remaining Budget
479	GCRRA Sterling Res.Pond/N.Chastain Restore.(County Contributes \$129,027)	Drainage	CTC	\$ 315,943	\$ 16,929	\$ 227,879	\$ 88,064
483	Greenville City Main & W. Washington Resurfacing	Resurfacing	City	325,000	-	253,251	71,749
487	FY 14/15 Municipal Match	Resurfacing	CTC	3,470,000	-	6,478,110	-
492	GCRRA Needmore Community/Spring St. Impr.(GCRRA Contributing \$572,500)	Reconstruct	GCRD	572,500	208,578	400,106	172,394
494	Municipal Match Program FY 2015-2016	Resurfacing	CTC	3,000,000	120,700	6,179,721	-
501	Stripes on Knollwood Dr.	Safety	CTC	2,880	-	-	2,880
514	Municipal Match Program FY 2016-2017	Resurfacing	CTC	3,039,544	7,159,784	8,399,211	-
514	(Formerly Proj.#517; Combined w/ #514) Greenville Water System / Carolina Ave. Resurfacing	Resurfacing	CTC	25,761	2,235	2,235	23,526
516	Connector Road @ PNG	New Road	City	400,000	-	-	400,000
518	Elmshorn Drive Sidewalks	Sidewalks	CTC	113,000	188,511	188,511	-
521	Abba Way and Kara Ct. Resurfacing	Resurfacing	CTC	52,000	2,271	2,271	49,729
528	Muni. Match FY 2017-2018	Resurfacing	CTC	3,500,000	3,680,656	3,680,656	-
530	Drainage Repair at Powderhorn/Hunters Hill Rds. in Simpsonville (City Match \$100,000)	Reconstruct	CTC	100,000	22,558	22,558	77,442
535	City of Greer Alley Repair (City Match \$447,728)	Reconstruct	CTC	64,921	112,717	112,717	-
543	Erosion Repair @ Forest Park S. Almond (TUL Cost \$202,960; Simp. Match \$100,000)	Reconstruct	CTC	102,960	-	-	102,960
				\$ 15,084,509	11,515,039	\$ 25,947,226	\$ 988,744
	Engineering and Professional Fees				102,802		
					\$ 11,617,841		

Expenditures for Local Paving Projects
as a percentage of annual
appropriation (\$4,306,300) 269.79%

SUPPLEMENTARY INFORMATION
SCHEDULE 1

GREENVILLE LEGISLATIVE DELEGATION TRANSPORTATION COMMITTEE

PROJECTS FUNDED WITH RECURRING FUNDS (CONTINUED)
FOR FISCAL YEAR ENDED JUNE 30, 2018

STATE ROAD PROJECTS

State Road or Route #	Project #	Project Description	Work Type	Party	Budget	Current Fiscal Year Expenditures	Total Expenditures	Remaining Budget
S23-263	468	Sidewalks at Staunton Bridge Rd Community Center/GCRD	Sidewalks	GCRD	\$ 4,000	\$ -	\$ -	\$ 4,000
SC 183	486	Monroe St./SC Rl. 183 Connection	Safety	CTC	3,416	3,416	3,416	-
US 25	489	Right Turn Lane @ US Rt 25 @ Gap Creek Rd	Safety	CTC	(1,101)	(1,101)	(1,101)	-
US 25	497	Gantt Fire Dept. Emergency Signal on US 25	Safety	CTC	125,000	-	13,605	111,395
Addendum A	500	H.4230 Special Funds Resurfacing	Resurface	CTC	800,147	-	-	800,147
P-2301	502	Traffic Signal on Paris Rd (P-2301) @ GHS/New Horizon	Safety	CTC	600,000	10,378	51,890	548,110
S23-83	503	Paved Shoulder on Grove Rd (S23-83) at Bus Stop Near GHS OB-GYN	Safety	CTC	85,000	7,765	13,194	71,806
SC 101 & 14	511	Greer Streetscape (Add'l \$275,000 FY 17/18) (SC Hwys. 101 & 14)	Reconstruct	CTC	775,000	188,583	223,434	551,566
US 25	513	Duncan Chapel F.D. Emergency Signal at US 25/Foothills Rd	Safety	CTC	220,000	3,832	10,219	209,781
S23-571	519	Scuffdown(S23-571)/Jones Mill(S23-191) Widener/Tunn Lanes (GCSD Contributes \$563,891)	Safety	CTC	563,891	979,331	1,096,512	-
SC 14	525	Traffic Study for Right Turn Lane at Hwy. 14 and Roper Mun. Rd.	Safety	CTC	3,000	3,000	3,000	-
SC 417	526	Memorial Sign for Rev. Watson on Hwy. 417	Sign	CTC	500	-	-	500
S23-114	527	Memorial Sign for David Staton on Tigerville Rd. (S23-114)	Sign	CTC	500	-	-	500
S23-593	531	Berea Dr. (S23-593) Resurfacing Near Berea Schools (Part of Proj. #500)	Resurface	CTC	305,095	153,875	153,875	151,220
S23-869	532	Tubbs Mountain Rd. (S23-869) Resurfacing (Part of Proj. #500)	Resurface	CTC	260,149	179,305	179,305	80,844
US 25	533	Traffic Signal at US 25 and Page Dr. (Railroad March \$100,000)	Signal	CTC	70,000	6,786	6,786	63,214
US 25	537	Curb/Sidewalk at Pendleton St. and N. Calhoun St. Near Turning Point SC House	Reconstruct	CTC	17,052	24,944	24,944	-
SC 146	540	Emergency Signal at Clear Springs Fire Dept. on Woodruff Rd. (SC Rt. 146)	Signal	CTC	60,000	-	-	60,000
SC 418	544	Eddie Case Memorial Sign on SC Rt. 418 (McCarter Rd.)	Sign	CTC	500	500	500	-
SC 276/288	545	James Barnett Memorial Sign (Hwys. 276 and 288)	Sign	CTC	500	500	500	-
US 123	546	Robert Bryson Memorial Sign on N. Academy (US 123)	Sign	CTC	500	500	500	-
S941	547	Trooper D.K. Rehman Memorial Sign (I-385 @ Bridges Rd.)	Sign	CTC	500	500	500	-
		Engineering and Professional Fees			\$ 3,893,649	1,562,114	\$ 1,781,079	\$ 2,653,083
						13,946		
						\$ 1,576,060		

Expenditures for State Paving Projects
as a percentage of annual
apportionment (\$4,306,300)

36.60%

GREENVILLE COUNTY LEGISLATIVE DELEGATION TRANSPORTATION COMMITTEE

ANNUAL "C" FUND REPORT -- NON-RECURRING FUNDS (SYF 15-16) (H.4230)
FOR FISCAL YEAR ENDED JUNE 30, 2018

INCOME AND EXPENSES:	
Balance of Funds as of July 1, 2017	\$ 3,070,497
Income:	
Tax funds received	-
Interest earned	90,008
Other revenue	-
Total Income	<u>90,008</u>
Expenses:	
Administrative	-
Local paving projects	-
State road projects	<u>3,276,711</u>
Total Expenditures	<u>3,276,711</u>
Balance of Funds as of June 30, 2018	<u>(116,206)</u>
FUNDING COMMITMENTS:	
Local paving projects	-
State road projects	-
Total Committed Funds	<u>-</u>
TOTAL UNCOMMITTED FUNDS AVAILABLE FOR NEW PROJECTS AT JUNE 30, 2018	<u>\$ (116,206)</u>

SUPPLEMENTARY INFORMATION
SCHEDULE 2

GREENVILLE LEGISLATIVE DELEGATION TRANSPORTATION COMMITTEE

PROJECTS FUNDED WITH NON-RECURRING FUNDS (SFY 15-16) (H.4230)
FOR FISCAL YEAR ENDED JUNE 30, 2018

H. 4230 STATE ROAD PROJECTS

State Road or Route #	Project #	Project Description	Work Type	Responsible Party	Budget	Current Fiscal Year Expenditures	Total Expenditures	Remaining Budget
Addendum A	500	H.4230 Special Funds Resurfacing / (SFY 15-16) (H.4230) Engineering and professional fees	Resurface	CTC	\$ 12,767,657	\$ 3,247,717	\$ 12,767,657	\$ -
						28,994		
						<u>\$ 3,276,711</u>		

GREENVILLE COUNTY LEGISLATIVE DELEGATION TRANSPORTATION COMMITTEE

ANNUAL "C" FUND REPORT -- NON-RECURRING FUNDS (SYF 16-17) (P117.135)
FOR FISCAL YEAR ENDED JUNE 30, 2018

INCOME AND EXPENSES:

Balance of Funds as of July 1, 2017

\$ 2,860,000

Income:

Tax funds received

Interest earned

Other revenue

Total Income

Expenses:

Administrative

Local paving projects

State road projects

Total Expenditures

Balance of Funds as of June 30, 2018

FUNDING COMMITMENTS:

Local paving projects

State road projects

Total Committed Funds

TOTAL UNCOMMITTED FUNDS AVAILABLE FOR
NEW PROJECTS AT JUNE 30, 2018

\$ (25,533)

SUPPLEMENTARY INFORMATION
SCHEDULE 3

GREENVILLE LEGISLATIVE DELEGATION TRANSPORTATION COMMITTEE

PROJECTS FUNDED WITH NON-RECURRING FUNDS (SYF 16-17) (P117.135)
FOR FISCAL YEAR ENDED JUNE 30, 2018

P117.135 STATE ROAD PROJECTS

State Road or Route #	Project #	Project Description	Work Type	Responsible Party	Budget	Current Fiscal Year Expenditures	Total Expenditures	Remaining Budget
Addendum A	500	H4230 Special Funds Resurfacing / (SYF 16-17) (P117.135)	Resurface	CTC	\$ 2,610,149	\$ 2,610,149	\$ 2,610,149	\$ -
S23-869	532	Tubbs Mountain Rd. (S23-869) Resurfacing (Part of Proj. #500)	Resurface	CTC	249,851	249,851	249,851	-
					<u>\$ 2,860,000</u>	<u>2,860,000</u>	<u>\$ 2,860,000</u>	<u>\$ -</u>
		Engineering and professional fees				<u>25,533</u>		
						<u>\$ 2,885,533</u>		

GREENVILLE LEGISLATIVE DELEGATION TRANSPORTATION COMMITTEE

ROADS LIST FOR GLDTC PROJECT #500
INCLUDES RECURRING FUNDS, H.4230, AND P.117.135

GLDTC PROJECT #500

Road Number	Description
S-234	Hellans Street
S-110	Memorial Drive
S-540	S. Suber Road
S-782	Lily Street
S-133	Duncan/Walkins Bridge
S-322	Viewmont Drive
S-166	E. Lee/Brusley Creek
S-135	Edwards Road
S-312	Batesville Road
S-1025	The Parkway
S-304	Edwards Road
S-667	Mitchell Road
S311	Hatron Road
S-20	Smyth/Woodside
S-147	W. Washington St. Ext
S-218	Parkins Mill Road
S-304	Jacobs Road/Prosperity Avenue
S-458	Harts Lane
S-572	Stokes Road
S-897	Bethel Drive
S-50	Fork Shoals Road
S-52	Beech Springs Road
S-559	Coachman Drive
S-166	Cannon Avenue
S-114	Bridge Repair over S. Tyger River

GREENWOOD

Chairman Calhoun Mays III

GREENWOOD COUNTY ANNUAL C-FUND REPORT

JULY 1, 2017 to JUNE 30, 2018

RECURRING FUNDS

INCOME AND EXPENSES

Balance of Funds as of July 1, 2017 ----- \$ 2,611,711.89

Income:

Funds Received for Period July 1, 2017 through June 30, 2018 \$1,153,239.77
 Interest Earned for Period July 1, 2017 through June 30, 2018 \$ 41,788.14
 Funds Received for Return of Uncommitted Balance \$ 21,714.70
Total Income----- \$1,216,742.61

Expense:

Administrative Expense \$ 242.93
 Per Diem Expense (CTC) \$ 2,175.00
 Local Paving Project Expenditures \$ 872,321.77
 State Road Project Expenditures \$ 953,074.70
Total Expenditure----- \$1,827,814.40

Balance of Funds as of June 30, 2018 ----- \$2,000,640.10

FUNDING COMMITMENTS

Local Paving Projects \$ 700,435.00
 State Road Projects \$ 0.00
Total Committed Funds \$ 700,435.00

Total Uncommitted Funds Available for New Projects----- **\$ 1,300,205.10**

PROJECTS FUNDED WITH RECURRING FUNDS

LOCAL PAVING PROJECTS

PROJECT NUMBER	PROJECT DESCRIPTION	WORK TYPE	RESPONSIBLE AGENCY	BUDGET	TOTAL EXPENDITURE	CURRENT FY EXPENDITURE	REMAINING BUDGET
2016-CITY01	City of Greenwood Resurfacing	Resurfacing	City of Greenwood	\$272,665.21	\$272,665.21	\$4,171.00	\$0.00
2016-NS01	Town of Ninety Six Resurfacing	Resurfacing	Greenwood County	\$7,627.54	\$7,627.54	\$7,627.54	\$0.00
2016-COUNTY01	Greenwood County Resurfacing	Resurfacing	Greenwood County	\$404,575.02	\$404,575.02	\$404,575.02	\$0.00
2015-CPW	CPW Utility Relocation	Utility/Widen	Greenwood CPW	\$24,822.46	\$24,822.46	\$24,822.46	\$0.00
2017-18 COUNTY LOCAL	Greenwood County Resurfacing	Resurfacing	Greenwood County	\$448,810.00	\$0.00	\$0.00	\$448,810.00
2017-18 CITY LOCAL	City of Greenwood Resurfacing	Resurfacing	City of Greenwood	\$232,750.75	\$232,750.75	\$232,750.75	\$0.00
2017-18 WARE SHOALS	Town of Ware Shoals Resurfacing – Mill St	Resurfacing	Town of Ware Shoals	\$170,000.00	\$170,000.00	\$170,000.00	\$0.00
2018 MATHIS RD CULVERT	Greenwood County Replacement of Box Culvert on Mathis Rd	Drainage	Greenwood County	\$80,000.00	\$15,450.00	\$15,450.00	\$64,550.00
2017-18 COUNTY LITTLE COWHEAD CREEK	Greenwood County Bridge Repair – Cowhead Creek Road	Bridge Repair	Greenwood County	\$200,000.00	\$12,925.00	\$12,925.00	\$187,075.00
Totals				\$1,841,250.98	\$1,140,815.98	\$872,321.77	\$700,435.00

Expenditures for Local Paving Projects as Percent of Total Income = 76.69% (\$872,321.77 / \$1,137,500.00)
 See Attachment A for a listing of roads associated with each project.

STATE ROAD PROJECTS

PROJECT NUMBER	PROJECT DESCRIPTION	WORK TYPE	RESPONSIBLE AGENCY	BUDGET	TOTAL EXPENDITURE	CURRENT FY EXPENDITURE	REMAINING BUDGET
P036901	2017-18 SCDOT Annual (W. Durst Ave)	Resurfacing	SCDOT	\$277,500.66	\$277,500.66	\$241,495.00	\$0.00
P036887	2017-18 SCDOT Annual (Parkland Place Road)	Resurfacing	SCDOT	\$0.00	\$0.00	\$154,505.00	\$0.00
P036927	2017-18 SCDOT Annual (Wilkerson Lane)	Resurfacing	SCDOT	\$104,042.21	\$104,042.21	\$0.00	\$0.00
P037213	2017-18 NS West Main (West Main Street)	Reclamation	SCDOT	\$477,000.00	\$477,000.00	\$477,000.00	\$0.00
	2018 SCDOT Rural Road Safety US 221/72	Safety/Turn Lane	SCDOT	\$80,074.00	\$80,074.00	\$80,074.00	\$0.00
	Totals			\$938,616.87	\$938,616.87	\$953,074.00	\$0.00

Expenditures for State Road Projects as Percent of Total Income = 83.79% (\$953,074.00 / \$1,137,500.00)

GREENWOOD COUNTY ANNUAL C-FUND REPORT
JULY 1, 2017 to JUNE 30, 2018
SFY 15-16 NON-RECURRING FUNDS (H.4230)

INCOME AND EXPENSES

Balance of Funds as of July 1, 2017 -----\$ 51,540.00

Income:

Funds Received for Period July 1, 2017 through June 30, 2018	\$	0.00
Interest Earned for Period July 1, 2017 through June 30, 2018	\$	0.00
Funds Received for Return of Uncommitted Balance	\$	0.00
<u>Total Income</u> -----	\$	0.00

Expense:

State Road Project Expenditures:	\$	0.00
<u>Total Expenditure</u> -----	\$	0.00

Balance of Funds as of June 30, 2018-----\$ 51,540.00

FUNDING COMMITMENTS

State Road Projects	\$	0.00
Total Commitments	\$	<u>0.00</u>

Total Uncommitted Funds Available for New Projects-----\$ 51,540.00

PROJECTS FUNDED WITH NON-RECURRING FUNDS (H.4230)

STATE ROAD PROJECTS

PROJECT NUMBER	PROJECT DESCRIPTION	WORK TYPE	RESPONSIBLE AGENCY	BUDGET	TOTAL EXPENDITURE	CURRENT FISCAL YEAR EXPENDITURE	REMAINING BUDGET
P029218(B)	Full Depth Reclamation of S-667, S-722, S-643 & S-579	Reclamation	SCDOT	\$67,298.97	\$67,298.97	\$0.00	\$0.00
P029465(B)	Full Depth Reclamation of Park Street (S-727)	Reclamation	SCDOT	\$89,059.52	\$89,059.52	\$0.00	\$0.00
P029543	Resurface S-163, S-230, S-245, S-131 & S-98	Resurface	SCDOT	\$3,177,510.10	\$3,177,510.10	\$0.00	\$0.00
			Totals	\$3,333,868.59	\$3,333,868.59	\$0.00	\$0.00

GREENWOOD COUNTY ANNUAL C-FUND REPORT
JULY 1, 2017 to JUNE 30, 2018
SFY 16-17 NON-RECURRING FUNDS (P117.135)

INCOME AND EXPENSES

Balance of Funds as of July 1, 2017 -----\$ 767,257.63

Income:

Funds Received for Period July 1, 2017 through June 30, 2018	\$ 0.00
Interest Earned for Period July 1, 2017 through June 30, 2018	\$ 0.00
Funds Received for Return of Uncommitted Balance	\$ 0.00
<u>Total Income</u> -----	<u>\$ 0.00</u>

Expense:

State Road Project Expenditures:	\$ 766,034.48
<u>Total Expenditure</u> -----	<u>\$ 766,034.48</u>

Balance of Funds as of June 30, 2018-----\$ 1,223.15

FUNDING COMMITMENTS


State Road Projects	\$ 0.00
<u>Total Commitments</u>	<u>\$ 0.00</u>

Total Uncommitted Funds Available for New Projects-----\$ 1,223.15

PROJECTS FUNDED WITH NON-RECURRING FUNDS (P117.135)

STATE ROAD PROJECTS

PROJECT NUMBER	PROJECT DESCRIPTION	WORK TYPE	RESPONSIBLE AGENCY	BUDGET	TOTAL EXPENDITURE	CURRENT FISCAL YEAR EXPENDITURE	REMAINING BUDGET
P036887	2017-18 SCDOT Annual (Parkland Place Road)	Resurface	SCDOT	\$767,876.38	\$767,876.38	\$766,034.48	\$0.00
			Totals	\$767,876.38	\$767,876.38	\$766,034.48	\$0.00

Signed:  _____
 Calhoun Mays III, GCTC Chairman

Date: 12-3-2018

GREENWOOD COUNTY ANNUAL C-FUND REPORT
JULY 1, 2017 to JUNE 30, 2018

ATTACHMENT A

PROJECT NUMBER	PROJECT DESCRIPTION	ROAD LIST
2016-CITY01	City of Greenwood Resurfacing	Parkway, Spring Street, Lodge Grounds, Northgate, Ridgewood Circle, Wisewood/Blyth Heights, Virginia Avenue
2016-NS01	Town of Ninety Six Resurfacing	Alley West of Rogers Street
2016-COUNTY01	Greenwood County Resurfacing	Westbrook Dr, Anderson Cir., Middle St., Rivers St., Metro Dr., Barkwood Ln., Barkwood Ct., Sultuca Ct., 96 Ball Park Rd., Kings Grant Ln., Whisperwood Dr., Whisperwood Ct., Ellison Ave., Hillside Dr., Charles Rd., Mt. Moriah Rd
2015-CPW	CPW Utility Relocation	Maxwell Avenue, Mill Avenue
2017-18 COUNTY LOCAL	Greenwood County Resurfacing	Cedar Dr, Cedar Lake Ct, Windmill Cir, Squirrel Tree Rd, Tracechain Rd, Cemetery Rd, Possom Hollow Rd, Single Tree Rd, Bond Ave, Fourth St, Mauldin Rd, Robin Ct, Driftwood Dr, Reynold's Park, Harborside Dr.
2017-18 CITY LOCAL	City of Greenwood Resurfacing	Pascal, Ashton Court, Chadford Court, Bonham Court, Hitt Street, Hospitality Boulevard, Commons Drive, Destination Way, Cinema Drive, Packer, Hunter, Saco, Mason, Merriman
2017-18 WARE SHOALS	Town of Ware Shoals Resurfacing – Mill St	Mill Street
2018 MATHIS RD CULVERT	Greenwood County Replacement of Box Culvert on Mathis Rd	Mathis Road
2017-18 COUNTY LITTLE COWHEAD CREEK	Greenwood County Bridge Repair – Cowhead Creek Road	Cowhead Creek Road

LANCASTER

Chairman Rudy Carter

LANCASTER CTC ANNUAL C FUND REPORT
 JULY 1, 2017 - JUNE 30, 2018
 RECURRING FUNDS

INCOME AND EXPENSES

Balance of Funds as of July 1, 2017		\$ 1,621,957.83
Income:		
Funds Received for Period July 1, 2017 through June 30, 2018	\$ 1,625,496.00	
Interest Earned for Period July 1, 2017 through June 30, 2018	\$ 799.25	
Total Income		\$ 1,626,295.25
Expenses:		
Administrative Expenses	-	
Local Paving Project Expenditures	\$ (812,596.30)	
State Road Project Expenditures	\$ (2,306,809.26)	
Total Expenditures		\$ (3,119,405.56)
Balance of Funds as of June 30, 2018		\$ 128,847.52
<u>FUNDING COMMITMENTS</u>		
Local Paving Projects	-	
State Road Projects	-	
Total Committed Funds		\$ -
Total Uncommitted Funds Available for New Projects		\$ 128,847.52

LOCAL PAVING PROJECTS


Project Number	PROJECT DESCRIPTION	WORK TYPE	RESPONSIBLE AGENCY	BUDGET (PO Amt)	TOTAL EXPENDITURES	CURRENT FISCAL YEAR EXPENDITURES	REMAINING BUDGET
11-04-19	Lancaster Co. 217117 Calcium Chloride Roads- various County Roads	Design	COUNTY		\$ 4,811.94	\$ 477.50	
11-04-20	Lancaster Co-CTC-Sardis Ave Guardrail	Design	COUNTY	\$ 100,000.00	\$ 37,015.06	\$ 34,826.84	\$ (26,229)
11-04-21	Lancaster Co-CTC 2017 Resurfacing	Design	COUNTY		\$ 4,787.90	\$ 4,787.90	
11-04-22	Lancaster Co-Sun City Storm Drain	Design	COUNTY		\$ 79,614.05	\$ 79,614.05	
166274.00	LC-SCDOT One Time Funded Roads	Design	COUNTY	\$ 77,800.00	\$ 45,679.92	\$ 40,365.60	\$ 32,120
Calcium Chloride	Calcium Chloride Treatment-CTC Extension	Calcium Treatment	COUNTY	\$ 108,000.00	\$ 118,261.48	\$ 118,261.48	\$ (10,261)
1317.00	Gills Creek- Change order to Sardis Drive	County Paving	COUNTY	\$ 75,000.00	\$ 68,406.50	\$ 68,406.50	\$ 6,594
1104-20	Lancaster County Sales Tax-Sardis Dr. Guardrail	County Paving	COUNTY	\$ 333,126.00	\$ 339,986.61	\$ 339,986.61	\$ (6,861)
	KEER-County Match-County Match transferred to Grant Fund	County Paving	COUNTY	\$ 100,000.00	\$ 100,000.00	\$ 100,000.00	\$ -
1104-9 DOT	LANC 2015 Road Paving 1104-9 DOT	Retainage/County Paving	COUNTY	\$ 25,869.82	\$ 25,869.82	\$ 25,869.82	\$ -
TOTALS				\$819,795.82	\$824,433.28	\$812,596.30	-\$4,637.46

EXPENDITURES FOR LOCAL PAVING PROJECTS AS PERCENT OF TOTAL INCOME = 50.0%

STATE ROAD PROJECTS

Project Number	PROJECT DESCRIPTION	WORK TYPE	RESPONSIBLE AGENCY	BUDGET	EXPENDITURES	CURRENT FISCAL YEAR EXPENDITURES	REMAINING BUDGET
1104-21	Lancaster Co-CTC 2017 Resurfacing	RESURFACE	COUNTY	\$ 401,756.31	\$ 579,755.56	\$ 424,581.64	\$ (177,999)
1104-9 DOT	LANC 2015 Road Paving 1104-9 DOT	Retainage	COUNTY	\$ 750,000.00	\$ 1,060,662.72	\$ 25,869.82	\$ (310,663)
1502-1	SCDOT CTC- Lancaster Sales Tax Road Program #1	Retainage	COUNTY	\$ 351,655.73	\$ 351,655.73	\$ 12,311.34	\$ -
15-31	SCDOT- One Time Money Secondary Roads	Retainage	COUNTY	\$ 2,867,392.87	\$ 2,501,528.69	\$ 76,378.40	\$ 365,864
1531-1	SCDOT One Time Money Secondary Roads-Evans & Neil	RESURFACE	COUNTY	\$ 595,036.85	\$ 623,123.66	\$ 612,123.66	\$ (28,087)
1531-2	SCDOT One Time Money Secondary Roads-Clinton Avenue	RESURFACE	COUNTY	\$ 695,630.05	\$ 709,990.48	\$ 462,593.24	\$ (14,360)
1531-3	SCDOT One Time Money Secondary Roads-Hampton Road	RESURFACE	COUNTY	\$ 1,113,346.41	\$ 1,156,053.33	\$ 677,951.16	\$ (42,707)
PO37825	SCDOT- Markings/Sharrows- Gsy St, White St, E Market St.	Markings/Sharrows	COUNTY	\$ 15,000.00	\$ 15,000.00	\$ 15,000.00	\$ -
TOTALS				\$6,789,818.22	\$6,997,770.18	\$2,306,809.26	-\$207,951.96

EXPENDITURES FOR STATE ROAD PROJECTS AS PERCENT OF TOTAL INCOME = 141.84%

CTC Chairman:  (Signature)

Date: 10-30-18

LAURENS

Chairman John Burnette

LAURENS COUNTY ANNUAL C-FUND REPORT
JULY 1, 2017 to JUNE 30, 2018
RECURRING FUNDS

INCOME AND EXPENSES

Balance of Funds as of July 1, 2017 -----\$ 1,927,449.54

Income:

Funds Received for July 1, 2017 to June 30, 2018 \$1,720,289.51
 Interest Received for July 1, 2017 to June 30, 2018 \$ 11,122.22
Total Income-----\$1,731,411.73

Expense:

Administrative Expense (CTC) \$ 2,000.00
 Per Diem Expense (CTC) \$ 6,675.00
 Local Paving Project Expenditures \$ 837,142.65
 State Road Project Expenditures \$1,257,066.04
Total Expenditure-----\$2,102,883.69

Balance of Funds as of June 30, 2018-----\$1,555,977.58

FUNDING COMMITMENTS

Local Paving Projects \$ (846,594.00)
 State Road Projects \$ 0.00
 State Road Match Projects \$ 0.00
Total Committed Funds \$ (846,594.00)

Total Uncommitted Funds Available for New Projects-----\$ 709,383.58

PAGE 2 PROJECTS FUNDED WITH RECURRING FUNDS

LOCAL PAVING PROJECTS

Project Number	PROJECT DESCRIPTION	WORK TYPE	RESPONSIBLE AGENCY	BUDGET	TOTAL EXPENDITURES	CURRENT FISCAL YEAR EXPENDITURES	REMAINING BUDGET
36	Resurfacing of 15 County Roads	Resurfacing	County	\$ 709,459.00	\$ 704,519.00	\$ 155,808.00	\$ 4,940.00
37	Resurfacing of 22 County Roads	Resurfacing	County	\$ 594,487.65	\$ 590,117.65	\$ 590,117.65	\$ 4,370.00
City of Clinton FY 16-17	Resurfacing of Forest St	Resurfacing	City of Clinton	\$ 41,217.00	\$ 41,217.00	\$ 41,217.00	\$ -
City of Clinton FY 17-18	Resurfacing of S Woodrow St	Resurfacing	City of Clinton	\$ 50,000.00	\$ 50,000.00	\$ 50,000.00	\$ -
TOTALS				\$ 1,395,163.65	\$ 1,385,853.65	\$ 837,142.65	\$ 9,310.00

EXPENDITURES FOR LOCAL PAVING PROJECTS AS PERCENT OF TOTAL INCOME =

54.74%

STATE PROJECTS FUNDED WITH RECURRING FUNDS

Project Number	PROJECT DESCRIPTION	WORK TYPE	RESPONSIBLE AGENCY	BUDGET	TOTAL EXPENDITURES	CURRENT FISCAL YEAR EXPENDITURES	REMAINING BUDGET
P029540 (B)	Resurface S-52, S-71, S-307, S-54 & S-274	Resurfacing	SCDOT	\$ 363,355.00	\$ 363,355.00	\$ -	\$ -
P030828 (B)	Resurface S-888, SC-56, SC-14 S-485/570 & S-955	Resurfacing	SCDOT	\$ 802,629.28	\$ 802,629.28	\$ -	\$ -
P037087	Widen & Resurface S-620, S-270 & S-623	Resurfacing	SCDOT	\$ 1,257,066.04	\$ 1,257,066.04	\$ 1,257,066.04	\$ -
TOTALS				\$ 2,423,050.32	\$ 2,423,050.32	\$ 1,257,066.04	\$ -

25% OF COUNTY'S APPORTIONMENT OF "C" FUNDS BASED ON BIENNIAL AVERAGE:

82.20%

LAURENS COUNTY ANNUAL C-FUND REPORT
JULY 1, 2017 to JUNE 30, 2018
SFY 15-16 NON-RECURRING FUNDS (H.4230)

INCOME AND EXPENSES

Balance of Funds as of July 1, 2017 -----\$ 41,334.87

Income:

Funds Received for July 1, 2017 to June 30, 2018	\$	0.00
Interest Received for July 1, 2017 to June 30, 2018	\$	61.56
<u>Total Income</u> -----	\$	61.56

Expense:

State Road Project Expenditures:	\$	41,396.43
<u>Total Expenditure</u> -----	\$	41,396.43

Balance of Funds as of June 30, 2018-----\$ 0.00

FUNDING COMMITMENTS

State Road Projects	\$	0.00
<u>Total Commitments</u>	\$	0.00

Total Uncommitted Funds Available for New Projects-----\$ 0.00

PROJECTS FUNDED WITH NON-RECURRING FUNDS (H.4230)

STATE ROAD PROJECTS

Project Number	PROJECT DESCRIPTION	WORK TYPE	RESPONSIBLE AGENCY	BUDGET	EXPENDITURES	CURRENT FISCAL YEAR EXPENDITURES	REMAINING BUDGET
P029540 (A)	Resurface S-52, S-71, S-307, S-54 & S-274	Resurfacing	SCDOT	\$ 4,350,339.31	\$ 4,350,339.31	\$ -	\$ -
P030828 (C.)	Resurface S-888, SC-56, SC-14 S-485/570 & S-955	Resurfacing	SCDOT	\$ 1,027,394.81	\$ 1,027,394.81	\$ -	\$ -
P037087 (A)	Widen & Resurface S-620, S-270 & S-623	Resurfacing	SCDOT	\$ 41,396.43	\$ 41,396.43	\$ 41,396.43	\$ -

TOTALS \$ 5,419,130.55 \$ 5,419,130.55 \$ 41,396.43 \$ -

LAURENS COUNTY ANNUAL C-FUND REPORT

JULY 1, 2017 to JUNE 30, 2018

SFY 16-17 NON-RECURRING FUNDS (P117.135)

INCOME AND EXPENSES

Balance of Funds as of July 1, 2017 -----\$ 2,054.48

Income:

Funds Received for July 1, 2017 to June 30, 2018	\$ 0.00	
Interest Received for July 1, 2017 to June 30, 2018	\$ 3.05	
<u>Total Income</u>		<u>3.05</u>

Expense:

State Road Project Expenditures:	\$ 2,057.53	
<u>Total Expenditure</u>		<u>2,057.53</u>

Balance of Funds as of June 30, 2018-----\$ 0.00

FUNDING COMMITMENTS

State Road Projects	\$ 0.00	
Total Commitments		<u>0.00</u>

Total Uncommitted Funds Available for New Projects-----\$ 0.00

PROJECTS FUNDED WITH NON-RECURRING FUNDS (P117.135)

STATE ROAD PROJECTS

Project Number	PROJECT DESCRIPTION	WORK TYPE	RESPONSIBLE AGENCY	BUDGET	EXPENDITURES	CURRENT FISCAL YEAR EXPENDITURES	REMAINING BUDGET
P030828 (A)	Resurface S-888, SC-56, SC-14 S-485/570 & S-955	Resurfacing	SCDOT	\$ 1,027,394.81	\$ 1,027,394.81	\$ -	\$ -
P037087 (B)	Widen & Resurface S-620, S-270 & S-623	Resurfacing	SCDOT	\$ 2,057.53	\$ 2,057.53	\$ 2,057.53	\$ -
TOTALS				\$ 1,029,452.34	\$ 1,029,452.34	\$ 2,057.53	\$ -

Signed: John Burnette
 John Burnette, LTC Chairman

Date: 9/5/2018

LExINGTON

Chairwoman Debra B. Summers

LEXINGTON CTC ANNUAL C FUND REPORT

JULY 1, 2017-JUNE 30, 2018

RECURRING FUNDS

INCOME AND EXPENSES

Balance of Funds as of July 1, 2017	\$ 7,507,484.74
Income:	
Funds Received for Period July 1, 2017 through June 30, 2018	\$ 2,984,751.26
Interest Earned for Period July 1, 2017 through June 30, 2018	\$ 91,796.43
Donor County Funds Received Period July 1, 2017 through June 30, 2018	\$ 1,905,244.72
Project Refunds for Period July 1, 2017 through June 30, 2018	\$ -
Total Income	\$ 4,981,792.41

Expenses:

Administrative Expenses	\$ -
Local Paving Project Expenditures	\$ 1,551,409.96
State Road Project Expenditures	\$ 182,876.91
State Road Match Expenditures	\$ -
Total Expenditures	\$ 1,734,286.87
Balance of Funds as of June 30, 2018	\$ 10,754,990.28

FUNDING COMMITMENTS

Local Paving Projects	\$ 2,729,914.17
State Road Projects	\$ 622,421.99
Total Committed Funds	\$ 3,352,336.16
Total Uncommitted Funds Available for New Projects	\$ 7,402,654.12
Uncommitted Funds as Percent of Total Income =	149%

LEXINGTON COUNTY CTC ANNUAL C FUND REPORT

JULY 1, 2017-JUNE 30, 2018
 REPORT DATE: NOVEMBER 13, 2018

LOCAL PAVING PROJECTS

Project Number	LOCAL ROUTE	PROJECT DESCRIPTION	WORK TYPE	RESPONSIBLE AGENCY	BUDGET	TOTAL EXPENDITURE	CURRENT FISCAL YEAR EXPENDITURE	REMAINING BUDGET
121302-5R0128	Railroad Avenue	Town of Pelion placement of RAP on Railroad Ave	Placement of RAP	County	7,500 \$	7,500 \$	- \$	7,500 \$
121302-5R0205	Buck Corley Road Sidewalk	Lexington County TAP Grant for sidewalks	Sidewalk	County	223,775 \$	60,793 \$	4,252 \$	162,982 \$
121302-5R0220	N W Columbia Ave	Chaplin TAP Grant Supplement for sidewalks	Sidewalk/Resurface	Town of Chapin	82,300 \$	- \$	- \$	82,300 \$
121303-000000	Subdivision Bord Supplements	Cherokee Shores, Woodland Pond, Whispering Glen, Res	Road & Drain. Improv.	County	87,764 \$	- \$	- \$	87,764 \$
121303-5R0142	Kamliner Subdivision	Final Plat and As-Built Drawings	Road & Drain. Improv.	County	5,052 \$	1,700 \$	- \$	3,352 \$
121303-5R0145	Hope Springs Subdivision	Bond Supplements, Full Depth Reclaim/Paving	Road & Drain. Improv.	County	129,154 \$	129,154 \$	33,933 \$	- \$
121304-538885	Pine Plain Road	Paving from SC 6 to Redmond Mill Rd	Paving	County	112,298 \$	71,148 \$	5,426 \$	41,150 \$
121304-5R0066	Old Charleston Road	Paving from Calks Ferry Rd to Pond Branch Rd (SC 34)	Paving	County	612,231 \$	78,991 \$	3,922 \$	533,240 \$
121304-5R0244	Alice Drive and Phaeton Dr	Paving from Hwy 321 to Pound Road	Paving	County	83,483 \$	39,334 \$	36,637 \$	44,149 \$
121304-5R0170	Foremost Drive	Paving from Nazareth Road to Frieda Road	Paving	County	467,098 \$	402,598 \$	681 \$	64,500 \$
121304-5R0172	Limestone Road	Paving from Wessinger Rd to St. Thomas Church Rd	Paving	County	99,271 \$	76,671 \$	824 \$	22,600 \$
121304-5R0191	Ruth Vista Road	Paving from Shenwood Dr to Pepper Rd	Paving	County	843,990 \$	743,359 \$	39,764 \$	100,631 \$
121304-5R0192	Water Tank Road	Paving from Harvey Berry Rd to D E Clark Rd	Paving	County	2,322,034 \$	2,068,650 \$	23,571 \$	253,384 \$
121304-5R0226	Bub Shumpert Road #7	Paving from Hartley Quarter Road to SC 302	Paving	County	100,588 \$	63,088 \$	63,008 \$	37,500 \$
121304-5R0206	Bub Shumpert Road #13	Paving from Hwy 178 to Hartley Quarter Road	Paving	County	104,097 \$	53,247 \$	12,641 \$	50,850 \$
121304-5R0207	Johns Creek Road	Paving from Wessinger Rd to Mallard Dr	Paving	County	113,873 \$	75,574 \$	16,337 \$	38,299 \$
121304-5R0227	Backman Ave	Paving from Platt Springs Rd to Platt Springs Rd	Paving	County	77,131 \$	36,281 \$	22,770 \$	40,850 \$
121304-5R0212	Striffling Road	Drainage Repairs along Striffling Road	Drainage	County	369,807 \$	337,115 \$	309,841 \$	32,692 \$
121304-5R0246	Olde Saluda Storm Sewer Rehab	Storm Sewer Evaluation and Rehabilitation	Drainage	County	48,498 \$	36,182 \$	36,182 \$	12,316 \$
121307-5R0223	Asphalt Maintenance (Various)	2016 Asphalt Maintenance Contract	Resurfacing	County	1,322,045 \$	1,167,627 \$	220 \$	154,418 \$
121307-5R0235	Asphalt Maintenance (Various)	2017 Asphalt Maintenance Contract	Resurfacing	County	1,124,530 \$	1,029,829 \$	741,308 \$	94,702 \$
121307-5R0245	Road Striping (Various)	2018 Road Striping Contract	Road Striping	County	117,289 \$	78,968 \$	78,968 \$	38,321 \$
121307-5A1608	Weed Dr	Geotechnical investigation and pavement rehabilitation	Resurfacing	County	10,000 \$	- \$	- \$	10,000 \$
121308-5R0028	Martin Niesse Road	Paving from Hwy 6 to I.W. Hutto Rd	Paving	County	241,435 \$	205,274 \$	7,054 \$	36,161 \$
121308-000000	Soil Cement Program	Porth, Hyman, Darby Ambrose, Sweet Pea, Green Hills	Soil Cement	County	222,089 \$	18,517 \$	- \$	203,572 \$
121308-5R0113	Ashby Drive	Paving from Irvin Jumper Rd to Ball Park Rd	Paving	County	541,892 \$	47,851 \$	16,106 \$	494,041 \$
121308-5R0115	Oak Hill Rd	Paving from Fish Hatchery Rd to Dead End	Paving	County	110,099 \$	27,827 \$	27,827 \$	82,272 \$
121308-5R0239	Countywide Bridge Evaluation	Various County Road Bridges	Bridge Evaluation	County	70,588 \$	70,219 \$	70,139 \$	369 \$
TOTALS						6,919,997 \$	1,551,410 \$	2,729,914 \$

EXPENDITURES FOR LOCAL PAVING PROJECTS AS PERCENTAGE OF ANNUAL C-FUND ALLOTMENT INCOME = 52%

LEXINGTON COUNTY CTC ANNUAL C FUND REPORT

JULY 1, 2017-JUNE 30, 2018
 REPORT DATE: NOVEMBER 13, 2018

STATE ROAD PROJECTS	LOCAL ROUTE	PROJECT DESCRIPTION	WORK TYPE	RESPONSIBLE AGENCY	BUDGET	TOTAL EXPENDITURE	CURRENT FISCAL YEAR EXPENDITURE	REMAINING BUDGET
121302-5R0148	Bush River Rd (S-32-107)	Lex. County Enhancement grant for sidewalks	Sidewalk	County	\$ 204,228	\$ 64,661	\$ 2,898	\$ 139,567
121302-5R0153	Sunset/Jarvis (US 378, SC 12)	W Cola Beautification ENH #26-12	Beaut. Enh Grant	SCDOT	\$ 36,250	\$ -	\$ -	\$ 36,250
121302-5R0218	US 1, S-39, S-150 & S-469	Town of Batesburg Leesville sidewalk	Sidewalk	Town of B-L	\$ 40,000	\$ 20,000	\$ -	\$ 20,000
121302-5R0229	SC 6	Town of Swansea CDBG Match	Sidewalk Ext.	Town of Swansea	\$ 16,000	\$ 14,900	\$ 14,900	\$ 1,100
121302-5R0233	SC 60	Town of Immo Fire Signal	Signal	Town of Immo	\$ 120,000	\$ -	\$ -	\$ 120,000
121302-5R0236	Knox Abbot Dr (US 321)	City of Cayce Pedestrian safety and traffic calming	Pedestrian Signal	City of Cayce	\$ 40,000	\$ -	\$ -	\$ 40,000
121306-5R0128	Zion Church Road Extension	Extend Zion Church Rd from Amicks Ferry to Lex. Ave.	Construct new road	County	\$ 150,000	\$ -	\$ -	\$ 150,000
121306-5R0216	SC 302	SC 302/Landfill Ln Turn Lanes	Intersection Improv.	County	\$ 611,270	\$ 495,765	\$ 2,225	\$ 115,505
121307-5R0235A	Airport Rd (S32-1583)	Road Resurfacing	Resurfacing	County	\$ 12,854	\$ 12,854	\$ 12,854	\$ -
P-117.135	Various State Routes	P 117.135 State Resurfacing Contract	Resurfacing	SCDOT	\$ 150,000	\$ 150,000	\$ 150,000	\$ -
		TOTALS			\$ 758,179	\$ 758,179	\$ 182,877	\$ 622,422

STATE ROAD PROJECTS	LOCAL ROUTE	PROJECT DESCRIPTION	WORK TYPE	RESPONSIBLE AGENCY	CTC MATCH FUNDS COMMITTED	EXPENDITURE	CURRENT FISCAL YEAR EXPENDITURE	REMAINING BUDGET
		SCDOT Matching Funds			\$ -	\$ -	\$ -	\$ -
		SCDOT Match Program			\$ -	\$ -	\$ -	\$ -
		SCDOT Projects			\$ -	\$ -	\$ -	\$ -
		TOTALS			\$ -	\$ -	\$ -	\$ -

YEAR
 EXPENDITURE IN
 EXCESS OF MATCH
 AMOUNT*
 \$ -

EXPENDITURES FOR STATE ROAD PROJECTS AND MATCH PROJECTS IN EXCESS OF MATCH AMOUNT AS PERCENTAGE OF ANNUAL C-FUND ALLOTMENT TOTAL INCOME =

* Note: Annual C-Fund Allotment Total includes Project Refunds received for report period.

6%

LEXINGTON COUNTY CTC ANNUAL C FUND REPORT

JULY 1, 2017-JUNE 30, 2018
 NON-RECURRING FUNDS (H.4230)
 REPORT DATE: NOVEMBER 13, 2018

INCOME AND EXPENSES

Project Number	Balance of Funds as of July 1, 2017	\$	21,998.77
	Income:		
	Funds Received for Period July 1, 2017 through June 30, 2018	\$	-
	Interest Earned for Period July 1, 2017 through June 30, 2018	\$	-
	Total Income	\$	-

Expenses:

State Road Project Expenditures	\$	-
Total Expenditures	\$	-
Balance of Funds as of June 30, 2018	\$	21,998.77

FUNDING COMMITMENTS

State Road Projects	\$	-
Total Committed Funds	\$	-
Total Uncommitted Funds Available for New Projects	\$	21,998.77
Uncommitted Funds as Percent of Total Income =		0%

LEXINGTON COUNTY CTC ANNUAL C FUND REPORT

JULY 1, 2017-JUNE 30, 2018

REPORT DATE: NOVEMBER 13, 2018

Project Number	LOCAL ROUTE	PROJECT DESCRIPTION	WORK TYPE	RESPONSIBLE AGENCY	BUDGET	TOTAL EXPENDITURE	CURRENT FISCAL YEAR EXPENDITURE	REMAINING BUDGET
H4230	S-32, Various Routes	H4230 Resurfacing (SEE ATTACHMENT A)	Resurfacing	SCDOT	\$ 8,545,366	\$ 8,545,366	\$ -	\$ -
TOTALS								
					\$ 8,545,366	\$ 8,545,366	\$ -	\$ -

LEXINGTON COUNTY CTC ANNUAL C FUND REPORT

JULY 1, 2017-JUNE 30, 2018
 NON-RECURRING FUNDS (P117.135)
 REPORT DATE NOVEMBER 13, 2018

INCOME AND EXPENSES

Balance of Funds as of July 1, 2017	\$	10,779.18
Income:		
Funds Received for Period July 1, 2017 through June 30, 2018	\$	-
Interest Earned for Period July 1, 2017 through June 30, 2018	\$	-
Total Income	\$	-

Expenses:		
State Road Project Expenditures	\$	-
Total Expenditures	\$	-
Balance of Funds as of June 30, 2018	\$	<u>10,779.18</u>

FUNDING COMMITMENTS

State Road Projects	\$	-
Total Committed Funds	\$	<u>-</u>
Total Uncommitted Funds Available for New Projects	\$	<u>10,779.18</u>
Uncommitted Funds as Percent of Total Income =	0%	

LEXINGTON COUNTY CTC ANNUAL C FUND REPORT

JULY 1, 2017 - JUNE 30, 2018

REPORT DATE: NOVEMBER 13, 2018

STATE ROAD PROJECTS	LOCAL ROUTE	PROJECT DESCRIPTION	WORK TYPE	RESPONSIBLE AGENCY	BUDGET	TOTAL EXPENDITURE	CURRENT FISCAL YEAR EXPENDITURE	REMAINING BUDGET
	S32-875, S32-275, S32-37	P117.135 Resurfacing (SEE ATTACHMENT B)	Resurfacing	SCDOT	\$ 1,967,756	\$ 1,967,756	\$ -	\$ -
	TOTALS				\$ 1,967,756	\$ 1,967,756	\$ -	\$ -

CTC Chairman:

Dolha B. Summer

Date:

November 13, 2018

LEXINGTON COUNTY CTC ANNUAL C FUND REPORT
 JULY 1, 2017-JUNE 30, 2018
 ATTACHMENT A

LEXINGTON CTC ONE-TIME STATE ROAD Resurfacing Program (H4230)									
#	Road / Project Name	S32- #	From	To	Managing Agency	CC#		Cat	Miles
1	N MONMOUTH AVENUE	S32-290	W. Craft St	SC 8	SCDOT	1		OTRS	0.34
2	OLD CHARLESTON ROAD	S32-622	SC 302	James Dunbar Rd	SCDOT	1		OTRS	3.36
3	ST. PAUL STREET	S32-582	N. Monmouth St	N. Lawrence Ave	SCDOT	1		OTRS	0.28
4	BEDENBAUGH STREET	S32-199	E Church St	Rawlis Dr	SCDOT	2		OTRS	0.28
5	BRODIE ROAD	S32-484	Cedar St	S. Brodie Rd	SCDOT	2		OTRS	1.00
6	CEDAR STREET	S32-1042	S. Lee St	Brodie Rd	SCDOT	2		OTRS	0.16
7	DIXIE STREET	S32-1145	W. Hampton St	Old Broad St	SCDOT	2		OTRS	0.05
8	DIXIE STREET	S32-330	W. Hampton St	Sandpitt Rd	SCDOT	2		OTRS	0.26
9	HALLMAN STREET	S32-333	Mitchell St	N Carolina Ave	SCDOT	2		OTRS	0.31
10	LEXINGTON STREET	S32-304	Peachtree St	Fulmer St	SCDOT	2		OTRS	0.16
11	N FAIR STREET	S32-346	W Columbia Ave	Liberty St	SCDOT	2		OTRS	0.42
12	SANDPIT ROAD	S32-330	Dixie St	Quinton Ricard Rd	SCDOT	2		OTRS	0.40
13	BALL PARK ROAD	S32-1173	US 1	Rawl Rd	SCDOT	3		OTRS	1.33
14	CEDAR STREET	S32-225	West Main St	West Butler St	SCDOT	3		OTRS	0.08
15	CLARK STREET	S32-1680	Gibson St	George St	SCDOT	3		OTRS	0.12
16	HAYGOOD AVENUE	S32-389	West Main St	West Butler St	SCDOT	3		OTRS	0.08
17	HENDRIX STREET	S32-43	Barr Rd	Gibson Rd	SCDOT	3		OTRS	0.58
18	PINE STREET	S32-639	Reed Ave	Wessinger Dr	SCDOT	3		OTRS	0.14
19	SCHOOL DRIVE	S32-861	Corley St	Harmon St	SCDOT	3		OTRS	0.32
20	SWARTZ ROAD	S32-132	Parker St	Railroad Ave	SCDOT	3		OTRS	0.24
21	SWARTZ ROAD	S32-337	US 1	Parker St	SCDOT	3		OTRS	0.20
22	CAROLINA STREET	S321006	Wisconsin St	Miami St	SCDOT	4		OTRS	0.19
23	CATALINA/HIGHLAND DR	S32-871	Woodberry Rd	Woodberry Rd	SCDOT	4		OTRS	0.43
24	WATTLING ROAD	S32-71	US 1	Platt Springs Rd	SCDOT	4		OTRS	1.47
25	WISCONSIN STREET	S32-1006	Lexington Dr	Carolina St	SCDOT	4		OTRS	0.20
26	COUNTRY OAK ROAD	S32-1692	Farmdale Rd	Dead End	SCDOT	5		OTRS	0.45
27	FRANK STREET	S32-1896	Old Barnwell Rd	Tarpanin Dr	SCDOT	5		OTRS	0.29
28	LADY STREET	S32-1532	Oak St	Pine St	SCDOT	5		OTRS	0.27
29	MCLEE ROAD	S32-1910	Platt Springs Rd	Greenbank Dr	SCDOT	5		OTRS	0.78
30	OAK STREET	S32-658	Rambin Rd	Colonial Dr	SCDOT	5		OTRS	0.43
31	PRINCETON ROAD	S32-1787	SC 302	Rambin Rd	SCDOT	5		OTRS	0.94
32	WRENWOOD WAY	S32-1686	Shirway Rd	Wrenwood Dr	SCDOT	5		OTRS	0.21
33	ARROW SHORES CIRCLE	S32-1790	Dreher Island Rd	Arrow Shores Rd	SCDOT	6		OTRS	0.35

LEXINGTON COUNTY CTC ANNUAL C FUND REPORT
 JULY 1, 2017-JUNE 30, 2018
 ATTACHMENT A

LEXINGTON CTC ONE-TIME STATE Road Resurfacing Program (H4230)									
#	Road / Project Name	S32- #	From	To	Managing Agency	CC#		Cat	Miles
34	CRYSTAL LAKE CIRCLE	S32-1402	Crystal Lake Dr	CJ Crystal Lake Cir	SCDOT	6		OTRS	0.30
35	DAN COMALANDER	S32-689	Columbia Ave	Richland City Line	SCDOT	6		OTRS	1.04
36	LANCER DRIVE	S32-1567	Nursery Rd	White Falls Dr	SCDOT	6		OTRS	0.06
37	OLD SHEALY ROAD	S32-945	Peak St	Newberry City Line	SCDOT	6		OTRS	0.72
38	PRIMROSE LANE	S32-1881	Old Lexington Hwy	US 76	SCDOT	6		OTRS	0.89
39	QUAIL WALK TRAIL	S32-1895	Old Lexington Hwy	Dead End	SCDOT	6		OTRS	0.68
40	WHITE FALLS DRIVE	S32-1566	Coldstream Dr	Ripley Station Rd	SCDOT	6		OTRS	0.95
41	BAFFIN BAY ROAD	S32-1562	Oberlin Rd	End State Maint.	SCDOT	7		OTRS	0.27
42	BROOKSHIRE ROAD	S32-764	Nottingham Rd	End State Maint.	SCDOT	7		OTRS	0.45
43	DEPTFORD ROAD	S321564	Fork Ave	Finsbury Rd	SCDOT	7		OTRS	0.11
44	FINSBURY ROAD	S32-1565	St. Andrews Rd	Deptford Rd	SCDOT	7		OTRS	0.38
45	MONTCREST DRIVE	S32-1301	Bush River Rd	Bush River Rd	SCDOT	7		OTRS	0.46
46	OBERLIN ROAD	S32-1652	Piney Grove Rd	Seton Rd	SCDOT	7		OTRS	0.26
47	PITNEY ROAD	S32-1306	Baffin Bay Rd	Broken Hill Rd	SCDOT	7		OTRS	0.50
48	CROMWELL STREET	S32-549	Augusta St	Shull St	SCDOT	8		OTRS	0.20
49	JASPER STREET	S32-541	US 378	Dead End	SCDOT	8		OTRS	0.30
50	MILLSTREAM ROAD	S32-916	Corley Mill Rd	Hope Ferry Rd	SCDOT	8		OTRS	1.68
51	MIMOSA CRESCENT LANE	S32-449	US 378	Duke St	SCDOT	8		OTRS	0.10
52	MOHAWK DRIVE	S32-396	Saluda River Dr	US 378	SCDOT	8		OTRS	0.93
53	NAVAJO TRAIL	S32-651	Mohawk Dr	Fontana Dr	SCDOT	8		OTRS	0.33
54	RALEIGH STREET	S32-354	US 378	N. 9th St	SCDOT	8		OTRS	0.19
55	ABBOTT ROAD	S32-376	Middleton St	Wilkinson St	SCDOT	9		OTRS	0.25
56	COURTNEY DRIVE	S32-1626	Pine Ridge Dr	Williams Cir	SCDOT	9		OTRS	0.26
57	GANTT STREET	S32-976	Memorial Dr	Toole St	SCDOT	9		OTRS	0.23
58	GARDEN AVENUE	S32-282	12th Street	Knox Abbott Dr	SCDOT	9		OTRS	0.22
59	GLENN STREET	S32-166	Charleston Hwy	Middleton St	SCDOT	9		OTRS	0.29
60	HAROLD STREET	S32-923	Hazel St	Long St	SCDOT	9		OTRS	0.12
61	HAZEL STREET	S32-656	Middleton St	Grover St	SCDOT	9		OTRS	0.17
62	HONEYSUCKLE ST	S32-207	Dellesselline Rd	Karlaney Ave	SCDOT	9		OTRS	0.23
63	INDIGO AVENUE	S32-141	Axtell St	State St	SCDOT	9		OTRS	0.21
64	JANSEN AVENUE	S32-1168	State St	Honeysuckle St	SCDOT	9		OTRS	0.08
65	JESSAMINE STREET	S32-140	Dellesselline Rd	End State Maint.	SCDOT	9		OTRS	0.66
66	KARLANEY AVENUE	S32-220	Axtell St	State St	SCDOT	9		OTRS	0.22

LEXINGTON COUNTY CTC ANNUAL C FUND REPORT
 JULY 1, 2017-JUNE 30, 2018
 ATTACHMENT A

LEXINGTON CTC ONE-TIME STATE Road Resurfacing Program (H4230)									
#	Road / Project Name	S32- #	From	To	Managing Agency	CC#	Cat	Miles	
67	LORICK STREET	S32-140	Axtell St	End State Maint.	SCDOT	9	OTRS	0.23	
68	LYBRAND STREET	S32-454	Memorial Dr	Toole St	SCDOT	9	OTRS	0.27	
69	PLEASANT VALLEY RD	S32-1274	Fish Hatchery Rd	Valleyview Rd	SCDOT	9	OTRS	0.39	
70	RAUTON STREET	S32-1363	Gantt St	Byron St	SCDOT	9	OTRS	0.27	
71	REYNOLDS DRIVE	S32-724	Pine Ridge Dr	Williams Cir	SCDOT	9	OTRS	0.25	
72	TOOLE STREET	S32-531	Gantt St	Lybrand St	SCDOT	9	OTRS	0.14	
73	TOOLE STREET	S32-912	Byron St	Cupstid St	SCDOT	9	OTRS	0.08	
74	WILKINSON STREET	S32-358	Frink St	Dunbar Rd	SCDOT	9	OTRS	0.20	
									MILES = 31.7

LEXINGTON COUNTY CTC ANNUAL C FUND REPORT
 JULY 1, 2017-JUNE 30, 2018
 ATTACHMENT B

LEXINGTON CTC ONE-TIME STATE Road Resurfacing Program (P117.135)										
#	Road / Project Name	S32- #	From	To	Managing Agency	CC#	Cat	Miles		
1	WATERS FERRY ROAD	S32-37	Peach Festival Rd	Lewie St	SCDOT	2	OTRS	0.40		
2	DREHER ROAD	S32-275	Augusta Rd	Huckabee Dr	SCDOT	8	OTRS	0.61		
3	GLENN ROAD	S32-875	Fish Hatchery Rd	US 321 Southbound	SCDOT	9	OTRS	2.88		
								MILES =	3.9	

LEXINGTON COUNTY CTC ANNUAL C FUND REPORT
 JULY 1, 2017-JUNE 30, 2018
 ATTACHMENT C

LEXINGTON CTC 2017 ASPHALT MAINTENANCE PROJECT

#	Road / Project Name	S32- #	From	To	Managing Agency	CC#	Cat	Miles
1	Larkspur Ct	LEX CO	Larkspur Rd	Dead End	Lexington County	7	APM	0.02
2	Shortstream Ct	LEX CO	Cedarbrook Rd	Dead End	Lexington County	7	APM	0.04
3	Patrick Dr	LEX CO	White Horse Rd	Sease Hill Rd	Lexington County	5	APM	0.25
2	Duffie Dr	LEX CO	Hendrix St	201 Duffie Dr	Lexington County	3	APM	0.32
3	Rollingwood Tr	LEX CO	Bush River Rd	Shadow Mist Ln	Lexington County	7	APM	0.18
4	Greenville Ln	LEX CO	Bush River Rd	Tara Tr	Lexington County	7	APM	0.14
3	Finsbury Ct	LEX CO	Finsbury Rd	Dead End	Lexington County	7	APM	0.04
4	Highwater Ct	LEX CO	Caro Ln	Dead End	Lexington County	6	APM	0.21
5	Gales River Rd	LEX CO	Chadford Rd	Dean Crest Rd	Lexington County	7	APM	0.40
4	Hay Hill Ct	LEX CO	Gales River Rd	DEAD END	Lexington County	7	APM	0.03
5	Holmsbury Rd	LEX CO	Gales River Rd	Chadford Rd	Lexington County	7	APM	0.15
6	Holmsbury Ct	LEX CO	Chadford Rd	DEAD END	Lexington County	7	APM	0.05
5	Whitby Rd	LEX CO	Chadford Rd	DEAD END	Lexington County	7	APM	0.08
6	Kyzer Rd	LEX CO	Nazareth Rd	SCDOT Maintenance	Lexington County	5	APM	0.50
7	Airport Rd (S32-1583)	S32-1583	Old Charleston Rd	DEAD END	Lexington County	1	APM	0.08
							MILES =	2.5

PICKENS

Chairman Thomas Duane Greene

PICKENS COUNTY CTC ANNUAL REPORT

JULY 1, 2017 - June 30, 2018

RECURRING FUNDS

INCOME AND EXPENSES

Balance of Funds as of July 1, 2017 \$ 1,664,011.32

Income:

Funds Received for Period July 1, 2016 through June 30, 2017 \$ 1,724,969.80
 Interest Earned for Period July 1, 2016 through June 30, 2017 \$ 801.39
 TNC LAF received \$ 2,907.98

\$ 1,728,679.17

Expenses:

Administrative Expenses \$ 136.95
 Local Paving Project Expenditures \$ 589,812.00
 State Road Project Expenditures \$ 644,360.10

\$ 1,234,309.05

Balance of Funds as of June 30, 2018 \$ 2,158,381.44

FUNDING COMMITMENTS

Local Paving Projects \$ 1,287,811.23
 State Road Projects \$ 1,154,460.96

\$ 2,442,272.19

Total Uncommitted Funds available for New Projects \$ (283,890.75)

LOCAL PAVING PROJECTS
 Pickens CTC
 SYE 2018

PCTC Project No.	LOCAL ROUTE	PROJECT DESCRIPTION	WORK TYPE	RESPONSIBLE AGENCY	BUDGET	TOTAL EXPENDITURES	CURRENT FISCAL EXPENDITURES	REMAINING BUDGET
CF001	Varies, road repaving	Road Striping	MAINTENANCE	PICKENS COUNTY	\$ 60,000	\$ -	\$ 59,793	\$ 207
CF005	Varies, road repaving	Paving of roads	MAINTENANCE	CITY OF CLEMSON	\$ 71,163	\$ -	\$ -	\$ 71,163
CF088	Clayton Street	Intersection improvement, widening	UPGRADE	TOWN OF CENTRAL	\$ 298,588	\$ -	\$ 298,588	\$ -
CF111	Silver Creek Road	Culvert Replacement	MAINTENANCE	PCTC	\$ 39,927	\$ -	\$ 25,934	\$ 13,993
CF114	Varies, road repaving	County of Pickens annual repavement, 2017	MAINTENANCE	PICKENS COUNTY	\$ 450,000	\$ -	\$ -	\$ 450,000
CF116	Thomas Ln	Culvert Replacement	DESIGN	PICKENS COUNTY	\$ 16,000	\$ -	\$ 4,500	\$ 11,500
CF119	ALL, Evaluation	Pavement Evaluation and Asset Inventory	DESIGN	PICKENS COUNTY	\$ 90,000	\$ -	\$ -	\$ 90,000
CF120	Thomas Ln	Culvert Replacement	MAINTENANCE	PICKENS COUNTY	\$ 350,000	\$ -	\$ 247,105	\$ 102,895
CF121	Hagood Mill, E. Cedar Rock	Pavement Preservation	MAINTENANCE	PICKENS COUNTY	\$ 561,945	\$ -	\$ 13,685	\$ 548,260
					\$ 1,877,623	\$ -	\$ 589,812	\$ 1,287,811

STATE ROAD PROJECTS
 Recurring Funding - PCTC
 SYE 2018

PCTC Project No.	ROAD - ROUTE	PROJECT DESCRIPTION	WORK TYPE	RESPONSIBLE AGENCY	BUDGET	TOTAL EXPENDITURES	CURRENT FISCAL EXPENDITURES	REMAINING BUDGET
P028076	Ann Street - 178	Widening Road	Improvement	SCDOT	1,849,916.00	1,810,651.00	-	39,265.00
CF088	Clayton St	SW	Improvement	SCDOT	298,588.00	-	-	298,588.00
CF091	ROY F JONES RD, S-39-32	REPAVING	MAINTANANCE	PCTC	22,484.00	-	-	22,484.00
CF101	SC 8, PELZER HWY	SIDEWALK AT EASLEY HIGH SCHOOL	IMPROVEMENT	PCTC	23,046.00	18,500.00	-	4,546.00
CF104	Shady Grove Road, S-39-32	Fire Dept. Signal lights	Safety	County of Pickens	29,808.00	230.04	-	29,577.96
CF112	Clemson Signage	Signage	Safety/Signage	City of Clemson	10,000.00	-	-	10,000.00
CF113	SC183/SC153	Expansion	Improvement	SCDOT	750,000.00	-	-	750,000.00
P037242 (B)	Old Norris Rd	Paving	Maintenance	SCDOT	35,939.12	35,939.12	35,939.12	-
P037243 (B)	SC 8	Paving	Maintenance	SCDOT	608,420.98	608,420.98	608,420.98	-
TOTALS					3,628,202.10	2,473,741.14	644,360.10	1,154,460.96

PICKENS COUNTY CTC ANNUAL REPORT
JULY 1, 2017 - June 30, 2018
NON-RECURRING FUNDS (H.4230)

<u>INCOME AND EXPENSES</u>		
Balance of Funds as of July 1, 2017		\$ 533,495.00
Income:		
Funds Received for Period July 1, 2017 through June 30, 2018	\$ -	
Interest Earned for Period July 1, 2017 through June 30, 2018	\$ 36,998.90	
Total Income	\$ 36,998.90	
Expenses:		
State Road Project Expenditures	\$ -	
Total Expenditures	\$ -	
Balance of Funds as of June 30, 2018		\$ 570,493.90
 <u>FUNDING COMMITMENTS</u>		
State Road Projects	\$ -	
Total Committed Funds	\$ -	
Total Uncommitted Funds available for New Projects	\$ 570,493.90	

STATE ROAD PROJECTS
 NON RECURRING FUNDING - PCTC
 H.4230 FUNDS

PROJECT #	PROJECT DESCRIPTION	WORK TYPE	RESPONSIBLE AGENCY	BUDGET	TOTAL EXPENDITURES	CURRENT FISCAL EXPENDITURES	REMAINING BUDGET
P029140	Reclamation of Saco Lowell Rd (S-188) & Maulding Lake Rd (S-122)	Resurfacing	SCDOT	\$ 1,153,656.40	\$ 1,153,656.40	\$ -	\$ -
P029141	Reclamation of Powdersville Rd (S-28)	Resurfacing	SCDOT	\$ 1,723,012.97	\$ 1,723,012.97	\$ -	\$ -
P037242	Resurface Old Norris Rd (S-171)	Resurfacing	SCDOT	\$ 1,051,468.27	\$ 1,051,468.27	\$ -	\$ -
Totals				\$ 3,928,137.64	\$ 3,928,137.64	\$ -	\$ -

PICKENS COUNTY CTC ANNUAL REPORT
 JULY 1, 2017 - June 30, 2018
 NON-RECURRING FUNDS (P117)

INCOME AND EXPENSES

Balance of Funds as of July 1, 2017	\$	1,131,818.63
Income:		
Funds Received for Period July 1, 2017 through June 30, 2018	\$	-
Returned Uncommitted Balance	\$	3.46
Interest Earned for Period July 1, 2017 through June 30, 2018	\$	7,248.71
Total Income	\$	7,252.17
Expenses:		
Administrative Expenses	\$	-
State Road Project Expenditures	\$	1,131,822.09
Total Expenditures	\$	1,131,822.09
Balance of Funds as of June 30, 2018	\$	7,248.71

FUNDING COMMITMENTS

State Road Projects	\$	-
Total Committed Funds	\$	-
Total Uncommitted Funds available for New Projects	\$	7,248.71

STATE ROAD PROJECTS
 NON RECURRING FUNDING
 P117.135 FUNDS

PROJECT #	PROJECT DESCRIPTION	WORK TYPE	RESPONSIBLE AGENCY	BUDGET	TOTAL EXPENDITURES	CURRENT FISCAL EXPENDITURES	REMAINING BUDGET
P037243 (A)	Reclaim a portion of SC-8	Resurfacing	SCDOT	\$ 1,131,822.09	\$ 1,131,822.09	\$ 1,131,822.09	\$ -
Totals				\$ 1,131,822.09	\$ 1,131,822.09	\$ 1,131,822.09	\$ -

SALLUDA

Chairman G. Daniel Neel

SALUDA CTC ANNUAL C FUND REPORT
JULY 1, 2017 - JUNE 30, 2018
RECURRING FUNDS

<u>INCOME AND EXPENSES</u>		
Balance of Funds as of July 1, 2017		\$ 1,001,055.78
Income:		
Funds Received for Period July 1, 2017 through June 30, 2018	\$ 880,279.13	
Interest Earned for Period July 1, 2017 through June 30, 2018	\$ 2,878.90	
Funds Received for Return of Uncommitted Balance	\$ 51,057.02	
Total Income	\$ 934,215.05	
Expenses:		
Administrative Expenses	\$ 48.50	
Local Paving Project Expenditures	\$ 888,574.04	
State Road Project Expenditures	\$ 267,499.99	
Total Expenditures	\$ 1,156,122.53	
Balance of Funds as of June 30, 2018		\$ 779,148.30
<u>FUNDING COMMITMENTS</u>		
Local Paving Projects	\$ 541,255.81	
State Road Projects	-	
Total Committed Funds	\$ 541,255.81	
Total Uncommitted Funds Available for New Projects		\$ 237,892.49

LOCAL PAVING PROJECTS

Project Number	PROJECT DESCRIPTION	WORK TYPE	RESPONSIBLE AGENCY	BUDGET	TOTAL EXPENDITURES	CURRENT FISCAL YEAR EXPENDITURES	REMAINING BUDGET
CACL2-18	Calcium Chloride spreading	Maintenance	County	\$ 22,000.00	\$ 4,359.18	\$ 4,359.18	\$ 17,640.82
ASP102-18	Patching/Overlay Spann Rd and Duncan Rd	Patch/Overlay	County	\$ 527,214.99	\$ 3,600.00	\$ 3,600.00	\$ 523,614.99
CR003-Rebid	Culvert replacement on various roads	Drainage	County	\$ 597,500.00	\$ 582,267.02	\$ 455,785.96	
CACL2-17	Clacium Chloride spreading	Maintenance	County	\$ 22,000.00	\$ 12,399.59	\$ 12,399.59	
RH0044	Rocking of various county roads	Rocking	County	\$ 141,994.60	\$ 139,527.51	\$ 139,527.51	
ASP101-17	Patching Wyess, Fty, Val-Pro, Fannie Black	Patch/Overlay	County	\$ 298,000.00	\$ 272,901.80	\$ 272,901.80	
TOTALS				\$ 1,608,709.59	\$ 1,015,055.10	\$ 888,574.04	\$ 541,255.81

EXPENDITURES FOR LOCAL PAVING PROJECTS AS PERCENT OF TOTAL INCOME = 1.01

STATE ROAD PROJECTS

Project Number	PROJECT DESCRIPTION	WORK TYPE	RESPONSIBLE AGENCY	BUDGET	TOTAL EXPENDITURES	CURRENT FISCAL YEAR EXPENDITURES	REMAINING BUDGET
P030136 (B)	S-107, S-25, S-29, & S-107	Resurface	SCDOT	\$ 7,413.90	\$ 7,413.90	\$ -	\$ -
P032467 (B)	S-42 Bonham Rd & S-44 Hollywood Rd	Resurface	SCDOT	\$ 359,251.99	\$ 359,251.99	\$ 124,499.99	\$ -
P037612	S-26 Double Bridges Rd	Resurface	SCDOT	\$ 143,000.00	\$ 143,000.00	\$ 143,000.00	\$ -
TOTALS				\$ 509,665.89	\$ 509,665.89	\$ 267,499.99	\$ -

EXPENDITURES FOR STATE ROAD PROJECTS AS PERCENT OF TOTAL INCOME = 30.88%

SALDUA CTC ANNUAL C FUND REPORT
 JULY 1, 2017 - JUNE 30, 2018
 SFY 15-16 NON-RECURRING FUNDS (H.4230)

<u>INCOME AND EXPENSES</u>	
Balance of Funds as of July 1, 2017	\$ (7,413.90)
Income:	
Funds Received for Period July 1, 2017 through June 30, 2018	\$ -
Interest Earned for Period July 1, 2017 through June 30, 2018	\$ -
Funds Received for Return of Uncommitted Balance	\$ -
Total Income	\$ -
Expenses:	
State Road Project Expenditures	\$ -
Total Expenditures	\$ -
Balance of Funds as of June 30, 2018	\$ (7,413.90)
<u>FUNDING COMMITMENTS</u>	
State Road Projects	\$ -
Total Commitments	\$ -
Total Uncommitted Funds Available for New Projects	\$ (7,413.90)

STATE ROAD PROJECTS

Project Number	PROJECT DESCRIPTION	WORK TYPE	RESPONSIBLE AGENCY	BUDGET	TOTAL EXPENDITURES	CURRENT FISCAL YEAR EXPENDITURES	REMAINING BUDGET
P030135 (A)	S-107, S-29, S-25 & S-107	Resurface	SCDOT	\$ 2,444,518.98	\$ 2,444,518.98	-	\$ -
TOTALS				\$ 2,444,518.98	\$ 2,444,518.98	-	\$ -

SALUDA CTC ANNUAL C FUND REPORT
 JULY 1, 2017 - JUNE 30, 2018
 SFY 16-17 NON-RECURRING FUNDS (P117.135)

<u>INCOME AND EXPENSES</u>	
Balance of Funds as of July 1, 2017	\$ 925.40
Income:	
Funds Received for Period July 1, 2017 through June 30, 2018	\$ -
Interest Earned for Period July 1, 2017 through June 30, 2018	\$ -
Funds Received for Return of Uncommitted Balance	\$ -
Total Income	\$ -
Expenses:	
State Road Project Expenditures	\$ 925.40
Total Expenditures	\$ 925.40
Balance of Funds as of June 30, 2018	\$ -
<u>FUNDING COMMITMENTS</u>	
State Road Projects	\$ -
Total Commitments	\$ -
Total Uncommitted Funds Available for New Projects	\$ -

STATE ROAD PROJECTS


Project Number	PROJECT DESCRIPTION	WORK TYPE	RESPONSIBLE AGENCY	BUDGET	TOTAL EXPENDITURES	CURRENT FISCAL YEAR EXPENDITURES	REMAINING BUDGET
P030136 (C.)	S-107, S-29, S-25, & S-107	Resurface	SCDOT	\$ 125,746.48	\$ 125,746.48		
P032467 (A)	S-42 Bonham Rd & S-44 Hollywood Rd	Resurface	SCDOT	\$ 450,173.40	\$ 450,173.40	\$ 925.40	\$ -

TOTALS \$ 575,919.88 \$ 575,919.88 \$ 925.40 \$ -

CTC Chairman: C. David Reed
(Signature)

Date: 8/16/18

PLEASE DISPLAY EACH PROJECT AS IT WAS AWARDED. (EXP. IF SMITH BROTHERS WAS AWARDED A CONTRACT FOR THE RESURFACING OF 15 DIFFERENT ROADS, THE PROJECT WOULD BE LISTED ONE TIME, NOT FOR EACH INDIVIDUAL ROAD)



ROADS FOR PIPE PLACEMENT

- 1-HARMON RD.
- 2-OLD SALUDA RD.
- 3-GIBSON RD.
- 4-CHEYENNE DR.
- 5-AULL RD.
- 6-SHEALEY RD.
- 7-SEWARD RD.
- 8-POPLAR SPRINGS RD.
- 9-PLANTION LN.
- 10-GOLD MINE RD.
- 11-SAMUEL PADGETT RD.
- 12-OLD CHARLESTON RD.
- 13-OAKDALE DR.
- 14-EDISON RD.
- 15-JDM RD.
- 16-BRYAN RD.
- 17-ALLEGRO RD.
- 18-KINDRED DR.

RH004-2017 County Road Rocking List

- 1. Old Charleston Rd.**
- 2. Burton Rd.**
- 3. Topaz Rd.**
- 4. Old Aiken Rd.**
- 5. Jeremiah Rd.**
- 6. Delmar Rd.**
- 7. Aull Rd.**
- 8. Merrywood Rd.**
- 9. Medical Park Rd. #1**
- 10. Medical Park Rd. #2**
- 11. Legend Dr.**
- 12. Hollywood Rd. - All**

SPARTANBURG

Chairman Tom Avenue

SPARTANBURG COUNTY CTC ANNUAL C FUND REPORT
 JULY 1, 2017 - JUNE 30, 2018
 RECURRING FUNDS

<u>INCOME AND EXPENSES</u>	\$ 5,973,072
Balance of Funds as of July 1, 2017	-----
Income:	-----
Recurring Funds Received for Period July 1, 2017 through June 30, 2018	3,359,317
Donor Bonus Funds Received for the Period of July 1, 2017 - June 30, 2018	1,558,050
Interest Earned for Period July 1, 2017 through June 30, 2018	51,073
Funds Received for Return of Uncommitted Balance	181,731
Total Income	-----
	5,150,171
Expenses:	-----
Administrative Expenses	1,563
Local Paving Project Expenditures	1,826,658
State Road Project Expenditures	1,320,392
Total Expenditures	-----
	3,148,614
Balance of Funds as of June 30, 2018	-----
	\$ 7,974,629
<u>FUNDING COMMITMENTS</u>	-----
Local Paving Projects	4,075,961
State Road Projects	1,193,755
Total Committed Funds	-----
	5,269,716
Total Uncommitted Funds Available for New Projects	-----
	\$ 2,704,913
Uncommitted Funds as Percent of Total Income =	52.5%

LOCAL ROAD PROJECTS

PROJECT DESCRIPTION	WORK TYPE	RESPONSIBLE AGENCY	BUDGET	TOTAL EXPENDITURES	CURRENT FISCAL YEAR EXPENDITURES	REMAINING BUDGET
15006 PHASE 1 OF 4TH STREET WIDENING	Resurfacing	Spartanburg County	\$ 2,200,000.00	\$ 246,400.06	\$ 115,984.05	\$ 1,953,599.94
17002 INSTALL TRAFFIC SIGNAL & LIBERTY ST. /E ST. JOHN ST	Signal installation	Spartanburg County	150,000.00	150,000.00	150,000.00	-
17008 ROEBUCK RD CONCRETE REPAIR	Concrete repair	Spartanburg County	6,600.00	-	-	6,600.00
17009 HWY 14 DRAINAGE PROJECT	Drainage repair	Spartanburg County	25,000.00	1,950.00	1,950.00	23,050.00
17011 FY17 ANNUAL RESURFACING - SPARTANBURG COUNTY	Resurfacing	Spartanburg County	1,792,584.96	1,792,584.96	746,081.28	-
17013 FY17 ANNUAL RESURFACING - CITY OF SPARTANBURG	Resurfacing	Spartanburg County	350,000.00	350,000.00	350,000.00	-
18002L FLATWOOD ROAD REP TALLON SET-A-SIDE	Resurfacing	Spartanburg County	40,000.00	-	-	40,000.00
18003L FLATWOOD ROAD REP FORRESTER SET-A-SIDE	Resurfacing	Spartanburg County	60,549.00	-	-	60,549.00
18004L FLATWOOD ROAD REP COLE SET-A-SIDE	Resurfacing	Spartanburg County	50,000.00	-	-	50,000.00
18005L FLATWOOD ROAD REP LONG SET-A-SIDE	Resurfacing	Spartanburg County	50,000.00	-	-	50,000.00
18011L VICTOR HILL ROAD WIDENING	Resurfacing	Spartanburg County	59,196.00	51,192.38	51,192.38	8,003.62
18013L LAKE LYMAN HEIGHTS RD WIDENING	Resurfacing	Spartanburg County	12,726.00	-	-	12,726.00
18014L LAKE LYMAN HEIGHTS RD WIDENING	Resurfacing	Spartanburg County	13,628.00	-	-	13,628.00
18015L LAKE LYMAN HEIGHTS RD WIDENING	Resurfacing	Spartanburg County	60,750.00	-	-	60,750.00
18016L LAKE LYMAN HEIGHTS RD WIDENING	Resurfacing	Spartanburg County	64,395.00	-	-	64,395.00
18017L LAKE LYMAN HEIGHTS RD WIDENING	Resurfacing	Spartanburg County	30,000.00	-	-	30,000.00
18019L FY18 SPARTANBURG COUNTY ANNUAL PAVING	Resurfacing	Spartanburg County	1,527,300.00	275,517.11	275,517.11	1,251,782.89
18020L CITY OF GREER 50/50 PAVING MATCH	Resurfacing	Spartanburg County	68,700.00	53,620.15	53,620.15	15,079.85
18021L CITY OF LANDRUM 50/50 PAVING MATCH	Resurfacing	Spartanburg County	87,500.00	63,750.33	63,750.33	23,749.67
18022L TOWN OF LYMAN 50/50 PAVING MATCH	Resurfacing	Spartanburg County	16,200.00	-	-	16,200.00
18023L TOWN OF REIDVILLE 50/50 PAVING MATCH	Resurfacing	Spartanburg County	64,400.00	18,553.05	18,553.05	45,846.95
18024L CITY OF SPARTANBURG RESURFACING	Resurfacing	Spartanburg County	350,000.00	-	-	350,000.00

TOTALS: \$ 7,079,528.96 \$ 3,003,568.04 \$ 1,826,656.35 \$ 4,075,960.92

EXPENDITURES FOR LOCAL PROJECTS AS PERCENT OF RECURRING FUNDS RECEIVED = 54.38%

STATE ROAD PROJECTS

PROJECT DESCRIPTION	WORK TYPE	RESPONSIBLE AGENCY	BUDGET	EXPENDITURES	CURRENT FISCAL YEAR EXPENDITURES	REMAINING BUDGET
7022 SIDEWALK INSTALLATION IN PACOLET	Sidewalk Installation on SC-150	Spartanburg County	\$ 67,965.00	\$ 41,150.00	\$ 750.00	\$ 26,815.00
12008 CANNONS CAMPGROUND RD TURNING LANES	Construct turning lanes SC-42-31	Spartanburg County	159,383.59	46,433.59	6,600.00	112,950.00
12018 PACOLET RIVER GATEWAY ROUNDABOUT	Construct roundabout SC-150	Spartanburg County	50,360.00	365.00	365.00	49,995.00
13010 CONNECT PACOLET GATE RIVER WALK WITH ROAD	Connect Pacolet River Walk with road construction SC-150	Spartanburg County	287,000.00	96,815.34	-	190,184.66
16002 STATE SECONDARY ADMINISTRATIVE EXPENSES	Salary & Benefits	Spartanburg County	-	-	150,896.69	-
16006 INSTALL SIGNAL & CROSSWALK @ DRAYTON LOFTS	Signal Installation & crosswalk S-42-44	Spartanburg County	49,735.00	11,925.00	525.00	37,810.00
17003 SHORTAGE FOR DRAYTON TRAILS 16006	Signal Installation & crosswalk S-42-44	Spartanburg County	70,000.00	41,000.00	41,000.00	29,000.00
17004 STATE SECONDARY ADMINISTRATIVE EXPENSES	Salary & Benefits	Spartanburg County	-	-	36,798.94	-
17005 MEDIAN PAVING	Median paving US-29	Spartanburg County	120,189.00	-	-	120,189.00
17006 PACOLET RIVER PASSAGE GATEWAY PROJECT	Connect Pacolet River Walk with road construction SC-150	Spartanburg County	61,601.00	-	-	61,601.00
17007 ROEBUCK FD WARNING SIGNS/FLASHERS	Warning signflashers installation SC-215	Spartanburg County	9,450.00	9,450.00	9,450.00	-
17014 FY17 ANNUAL RESURFACING - SCDOT	Resurfacing S-42-644	SCDOT	874,849.60	632,914.60	-	241,935.00
17015 COMPTON BRIDGE ROAD	Resurfacing S-42-37	Spartanburg County	290,000.00	5,315.00	5,315.00	284,685.00
18006S SOUTHPORT ROAD REP FORRESTER SET-A-SIDE	Concrete apron repair SC-295	Spartanburg County	6,000.00	-	-	6,000.00
18007S SOUTHPORT ROAD REP TALLON SET-A-SIDE	Concrete apron repair SC-295	Spartanburg County	7,800.00	-	-	7,800.00
18008S SHORTFALL FOR DEPTH PATCHING	Depth patching SC-42-567, S-42-50	Spartanburg County	111,714.83	110,469.76	110,469.76	1,245.07
18008S DEDICATED SIGNAGE TONY J. LISTER	Dedicated signage Tony J. Lister I-585	SCDOT	500.00	500.00	500.00	-
18010S PACOLET RIVER GATEWAY PROJECT	Connect Pacolet River Walk with road construction SC-150	Spartanburg County	17,832.00	-	-	17,832.00
18012S BOMAR AVENUE SIDEWALKS	Sidewalk installation S-794	Spartanburg County	5,135.00	-	-	5,135.00
18018S FY18 SCDOT ANNUAL PAVING	Resurfacing	SCDOT	957,800.00	957,721.62	957,721.62	78.38
18023S DEDICATED SIGNAGE - CHUCK WRIGHT HWY	Dedicated signage Charles L. "Chuck" Wright Hwy US-29	SCDOT	500.00	-	-	500.00

TOTALS: \$ 3,147,815.02 \$ 1,954,059.91 \$ 1,320,392.01 \$ 1,193,755.11

EXPENDITURES FOR STATE PROJECTS AS PERCENT OF RECURRING FUNDS RECEIVED = 39.3%

SPARTANBURG COUNTY CTC ANNUAL C FUND REPORT
 JULY 1, 2017 - JUNE 30, 2018
 SFY 15-16 NON-RECURRING FUNDS (H.4230)

INCOME AND EXPENSES

Balance of Funds as of July 1, 2017	\$ 1,523,928
Income:	
Funds Received for Period July 1, 2017 through June 30, 2018	-
Interest Earned for Period July 1, 2017 through June 30, 2018	-
Funds Received for Return of Uncommitted Balance	-
Total Income	-

Expenses:

State Road Project Expenditures	1,356,107
Total Expenditures	1,356,107
Balance of Funds as of June 30, 2018	\$ 167,821

FUNDING COMMITMENTS

State Road Projects	167,820
Total Committed Funds	167,820
Total Uncommitted Funds Available for New Projects	\$ (0)

Uncommitted Funds as Percent of Total Income = 0.0%

STATE ROAD PROJECTS

ROAD - ROUTE	PROJECT DESCRIPTION	WORK TYPE	RESPONSIBLE AGENCY	BUDGET	EXPENDITURES	CURRENT FISCAL YEAR EXPENDITURES	REMAINING BUDGET
16002 Various	State Secondary Rd Non-Recurring Funds	Resurfacing	Spartanburg County	\$ 9,925,188.46	\$ 9,757,378.73	\$ 1,356,107.35	\$ 167,819.73
17004 Various	State Secondary Rd Non-Recurring Funds	Resurfacing	Spartanburg County	132,990.00	132,990.00	-	-

TOTALS: \$ 10,058,188.46 \$ 9,890,368.73 \$ 1,356,107.35 \$ 167,819.73

EXPENDITURES FOR STATE PROJECTS AS PERCENT OF TOTAL INCOME = 100.0%

CTC Chairman: [Signature]
(Signature)

Date: 10/31/18

SPARTANBURG COUNTY CTC ANNUAL C FUND REPORT
 JULY 1, 2017 - JUNE 30, 2018
 SFY 16-17 NON-RECURRING FUNDS (P117.135)

<u>INCOME AND EXPENSES</u>	
Balance of Funds as of July 1, 2017	\$ 1,220,299
Income:	
Funds Received for Period July 1, 2017 through June 30, 2018	-
Interest Earned for Period July 1, 2017 through June 30, 2018	-
Funds Received for Return of Uncommitted Balance	-
Total Income	-

Expenses:	
State Road Project Expenditures	1,136,445
Total Expenditures	<u>1,136,445</u>
Balance of Funds as of June 30, 2018	\$ 83,854

<u>FUNDING COMMITMENTS</u>	
State Road Projects	83,853
Total Committed Funds	<u>83,853</u>
Total Uncommitted Funds Available for New Projects	\$ 0

Uncommitted Funds as Percent of Total Income = 0.0%

STATE ROAD PROJECTS

ROAD - ROUTE	PROJECT DESCRIPTION	WORK TYPE	RESPONSIBLE AGENCY	BUDGET	EXPENDITURES	CURRENT FISCAL YEAR EXPENDITURES	REMAINING BUDGET
17004 Various	State Secondary Rd Non-Recurring Funds	Resurfacing	Spartanburg County	\$ 2,225,000.00	\$ 2,141,147.38	\$ 1,136,445.11	\$ 83,852.62

TOTALS: \$ 2,225,000.00 \$ 2,141,147.38 \$ 1,136,445.11 \$ 83,852.62

EXPENDITURES FOR STATE PROJECTS AS PERCENT OF TOTAL INCOME = 100.0%

CTC Chairman: *T. C. Johnson*
(Signature)

Date: 10/31/18

Spartanburg CTC – Road Improved

C Funds 2017

Arena Park Dr
Sorrento Dr
Corolla Ct
Corona Dr
Vista Dr
Country Estates Rd
Nazareth Church Rd
Harrell Dr
Bible Church Rd

C Funds Municipal 2017

Lemon Creek Rd
Yamasee Ct
Kirby St
Elmer St
Greenleaf Dr
Woodlawn Dr

C Funds 2018

Carolina Dr
Carolina Dr Ext
Heritage Creek Dr
Bradberry Way
Milestone Run
Landstone Terrace
Cromwell Dr
Dellwood Dr
Brimstone Ln
Edgemont Ave
South Ave
Sun Valley Dr
Bible Church Rd

Municipal 2018

King St
Old Woodruff Rd
Gilbert St
1st Street
Stokes St
Brookwood Dr (E)
Poplar Ave (S)
Hotel Hill Dr
Owl's Roost Cr
River Ridge Dr

Street Resurfacing 2018 – 2019

Fisher Ave
Gowan St
Henson St
Cart Dr
Hickman Ct
Logan St
Maxwell Rd
Wendover Way
Fulton Ave
Daniel Morgan Ave
Ardmore Rd
Palisade St
Camelot Ct
Heather Dr
Scenic Dr
S Fair View Wave Ext
Heritage Lake Forest Dr

SUMMER

Chairman Curtis M. Spencer

Sumter County ANNUAL C FUND REPORT
 JULY 1, 2017- JUNE 30, 2018

INCOME AND EXPENSES

Balance of Funds as of July 1, 2017 2,851,956.98

Income:

Funds Received for Period July 1, 2017 through June 30, 2018	1,747,728.73
Interest Earned for Period July 1, 2017 through June 30, 2018	13,437.09
Funds Received for Return of Uncommitted Balance	357,000.00
Total Income	2,118,165.82

Expenses:


Administrative Expenses	484.96
Local Paving Project Expenditures	655,242.50
State Road Project Expenditures	631,342.72
State Road Match Expenditures	0.00
Total Expenditures	1,287,070.18

Balance of Funds as of June 30, 2018 3,683,052.62

FUNDING COMMITMENTS

Local Paving Projects	1,531,421.50
State Road Projects	0.00
State Road Match Projects	
Total Committed Funds	1,531,421.50
Total Uncommitted Funds Available for New Projects	2,151,631.12


Sumter CTC
17-18 CTC Funds

LOCAL ROAD PROJECTS								
LOCAL ROUTE	PROJECT DESCRIPTION	WORK TYPE	RESPONSIBLE AGENCY	BUDGET	TOTAL EXPENDITURES	CURRENT EXPENDITURES	REMAINING BUDGET	
Silo2017	Silo Acres S/D & Praylou - Engineering	Engineering	Sumter County	\$ 152,995.00	\$ 126,842.50	\$ 126,842.50	\$ 26,152.50	
Silo2017	Silo Acres S/D & Praylou - Paving	Paving	Sumter County	\$ 1,505,269.00	\$ -	\$ -	\$ 1,505,269.00	
Pearce2016	Pearce Subdivision -Engineering	Engineering	Sumter County	\$ 1,200.00	\$ 1,200.00	\$ 1,200.00	\$ -	
Pearce2016	Pearce Subdivision	Paving	Sumter County	\$ 1,038,200.00	\$ 1,038,200.00	\$ 527,200.00	\$ -	
				\$2,697,664.00	\$1,166,242.50	\$655,242.50	\$1,531,421.50	
	EXPENDITURES FOR LOCAL PAVING PROJECTS AS PERCENT OF TOTAL INCOME=							
			30.93%					
STATE ROAD PROJECTS								
ROAD ROUTE	PROJECT DESCRIPTION	WORK TYPE	RESPONSIBLE AGENCY	BUDGET	TOTAL EXPENDITURES	CURRENT EXPENDITURES	REMAINING BUDGET	
PO37787	PO37787 - S-868, S-953, S-989, S-1070, S-1086, S-1238, S-1239, S-1917, S-1926, S-1928, S-1929, S-1931, S-1932	Resurfacing	SCDOT	\$ 630,842.72	\$ 630,842.72	\$ 630,842.72	\$ -	
PO37589	PO37589 - Dedication Sign - Portion of S-118 "James T. McCain Memorial Street	Dedication Sign	SCDOT	\$ 500.00	\$ 500.00	\$ 500.00	\$ -	
				\$631,342.72	\$631,342.72	\$631,342.72	\$0.00	
	EXPENDITURES FOR STATE PAVING PROJECTS AS PERCENT OF TOTAL INCOME=							
			29.81%					
	CTC Chairman:  CTC Date: 10-9-18							

H 4230 Funds - Sumter County

Balance of Funds as of July 1, 2017	\$1,679,232.34
Income: H.4230 Non-recurring Funds Received:	
Funds Received for Period July 1, 2017 through June 30, 2018	\$0.00
Interest Received for Period July 1, 2017 through June 30, 2018	\$0.00
Total Income	<u>\$0.00</u>
Expenses:	
State Road Project Expenditures	\$1,518,183.82
Total Expenditures	<u>\$1,518,183.82</u>
Balance of H.4230 Non-recurring Funds as of June 30, 2018	\$161,048.52
<u>Commitments of Cash Balance for H.4230 Non-Recurring Funds:</u>	
State Road Projects	0.00
Total Funds Committed	<u>\$0.00</u>
Total Uncommitted Balance - H.4230 Non-Recurring Funds	\$161,048.52


Sumter CTC
FY18 H4230 Funds

STATE ROAD PROJECTS									
ROAD ROUTE	PROJECT DESCRIPTION	WORK TYPE	RESPONSIBLE AGENCY	BUDGET	TOTAL EXPENDITURES	CURRENT EXPENDITURES	REMAINING BUDGET		
P032468	P032468 S-990 Avenue A, S-992 Fourth Street, S-993 Avenue B, S-994 Third Street, S-1415 Avenue C.S-417 Congruity, Industrial Boulevard and S-35 Brewhington	Resurfacing	SCDOT	\$1,388,414.38	\$991,162.06	\$397,252.32	\$0.00		
City/2016	Resurface State Streets by City of Sumter:Wactor, Edgewater, Vivian, Ellen Drive, Mattison, Providence/Kligo, President/Middle, Willis, Peace, Milton, Anne Park, N&S Sumter, Washington	Resurfacing	City of Sumter	\$1,220,773.72	\$1,220,773.72	\$693,139.76	\$0.00		
P037787	P037787 - S-868, S-953, S-969, S-1070, S-1086.S-1238, S-1239, S-1917, S-1926, S-1928, S-1929, S-1931, S-1932	Resurfacing	SCDOT	\$427,791.74	\$427,791.74	\$427,791.74	\$0.00		
				\$2,609,188.10	\$2,639,727.52	\$1,518,183.82	\$0.00		
EXPENDITURES FOR STATE PAVING PROJECTS AS PERCENT OF TOTAL INCOME=									
CTC Chairman: 									
CTC Date: 10-8-18									

P117.135 Funds - Sumter County

Balance of Funds as of July 1, 2017	\$241,961.81
Income: P117.135 Non-recurring Funds Received:	
Funds Received for Period July 1, 2017 through June 30, 2018	\$0.00
Interest Received for Period July 1, 2017 through June 30, 2018	<u>\$0.00</u>
Total Income	\$0.00
Expenses:	
State Road Project Expenditures	\$244,745.71
Total Expenditures	<u>\$244,745.71</u>
Balance of P117.135 Non-recurring Funds as of June 30, 2018	-\$2,783.90
<u>Commitments of Cash Balance for P117.135 Non-Recurring Funds:</u>	
State Road Projects	0.00
Total Funds Committed	<u><u>0.00</u></u>
Total Uncommitted Balance - P117.135 Non-Recurring Funds	-2783.90

Sumter CTC
FY17 H4230 Funds

STATE ROAD PROJECTS									
ROAD ROUTE	PROJECT DESCRIPTION	WORK TYPE	RESPONSIBLE AGENCY	BUDGET	TOTAL EXPENDITURES	CURRENT EXPENDITURES	REMAINING BUDGET		
P032468	P032468 RESURFACE ALL OR A PORTION OF SC-120, S-990, S-992, S-993, S-994, S-1415, S-417, S-413 & S35	Resurfacing	SCDOT	\$1,169,020.33	\$1,169,020.33	\$241,965.37	\$0.00		
P037787	P037787 - S-868, S-953, S-969, S-1070, S-1086, S-1238, S-1239, S-1917, S-1926, S-1928, S-1929, S-1931, S-1932	Resurfacing	SCDOT	\$2,780.34	\$2,780.34	\$2,780.34	\$0.00		
				\$1,171,800.67	\$1,171,800.67	\$244,745.71	\$0.00		
EXPENDITURES FOR STATE PAVING PROJECTS AS PERCENT OF TOTAL INCOME=									
CTC Chairman: 									
CTC Date: 10-2-18									

YORK

Chairman Dr. Britt Blackwell

York County Annual C Fund Report
 July 1, 2017 - June 30, 2018
 Report Date is September 30, 2018
RECURRING FUNDS

INCOME AND EXPENSES

Balance of Funds as of July 1, 2017		-----	\$ 11,174,420.03
Income:			
Funds Received for Period July 1, 2017 through June 30, 2018	\$ 6,406,301.42		
Interest Earned for Period July 1, 2017 through June 30, 2018	\$ 159,052.21		
Uncommitted Balance Returned	\$ -		
Total Income		-----	\$ 6,565,353.63
Expenses:			
Administrative Expenses	\$ 50.49		
Local Road Project Expenditures	\$ 1,453,170.92		
State Road Project Expenditures	\$ 3,782,983.32		
State Road Match Expenditures	\$ -		
Total Expenditures		-----	\$ 5,236,204.73
Balance of Funds as of June 30, 2018		-----	\$ 12,503,568.93

FUNDING COMMITMENTS

Local Paving Projects	\$ 4,717,767.90		
State Road Projects	\$ 1,314,885.64		
State Road Match Projects	\$ 0.00		
Total Committed Funds		-----	\$ 6,032,653.54
Total Uncommitted Funds Available for New Projects		-----	\$ 6,470,915.39

PROJECTS FUNDED WITH RECURRING FUNDS - NORMAL APPORTIONMENT

Local Paving Projects in York County, SC

Local Route	Approval Year	Project Description	Work Type	Responsible Agency	Budget	Total Expenditures	Current Fiscal Year Expenditures	Remaining Budget 6/30/17
Seaside Drive Pendleton Street, Arlington Avenue, Glenn Street, Hagin Street, Fieldcrest Circle, Summers Glen, Aldersgate Road, Hill Top Road, Carawaba St.	1/2009-2010	CF 09-10 EN	Paving	York County (EN)	\$ 14,404.00	\$ -	\$ -	\$ 14,404.00
AO Jones, Starlight, Regent Parkway, Blowing Rock Cove, Crown Ridge, Glenview Lane, Doe Ridge Lane	2/2012-2013	CF 12-13 RH Resurfacing	Resurfacing	City of Rock Hill (RH)	\$ 208,001.08	\$ -	\$ -	\$ 208,001.08
Cypress Road, Beaver Creek Trail, Purgatory Ridge, Brookview Road	4/2013-2014	CF 13-14 EN Resurfacing	Resurfacing	York County (EN)	\$ 21,120.60	\$ -	\$ -	\$ 21,120.60
Pelham Wood Drive, Chelveston Drive, Bremenfield Drive, Breckenwood Drive, Brookpines Court, Arbor View Drive	5/2013-2014	CF 13-14 EN Gravel Road paving	Paving	York County (EN)	\$ 354,789.05	\$ -	\$ -	\$ 354,789.05
Rinaldo Road, Sheffield Drive, Fleetwood Road, Erby Road, Cinda Street	2013-2014	CF 13-14 RH Resurfacing	Resurfacing	City of Rock Hill (RH)	\$ 90,097.62	\$ -	\$ -	\$ 90,097.62
East York Industrial - Genthe Court	7/2014-2015	CF 14-15 EN Gravel Road paving	Paving	York County (EN)	\$ 565,089.66	\$ -	\$ -	\$ 565,089.66
Looking Glass Lane, Chatham Avenue, Mallard Head Drive, Cape Cod Way, Nantucket Way, Sheheen Street	10/2014-2015	CF 14-15 ED	Road Improv	York County (EN)	\$ 50,000.00	\$ -	\$ -	\$ 50,000.00
JB Comer Ballfield Parking Lot	11/2014-2015	CF 14-15 RH Resurfacing	Resurfacing	City of Rock Hill (RH)	\$ 112,514.38	\$ -	\$ -	\$ 112,514.38
Autumn Cove Traffic Improvements	15/2015-2016	CF 15-16 EN	Parking Lot	York County (EN)	\$ 59,750.00	\$ 2,500.00	\$ 2,500.00	\$ 57,250.00
Taylor Street Paving	16/2015-2016	CF 15-16 EN	Signage & M	York County (PW)	\$ -	\$ -	\$ -	\$ -
East York Industrial - Electric Avenue	17/2015-2016	CF 15-16 EN	Paving	York County (EN)	\$ 45,000.00	\$ -	\$ -	\$ 45,000.00
Devore Place, Stonewall Court, Gateway Blvd, Tarleton Court, Astbury Court, Milhaven Road, Hampshire Avenue, Rosewell Drive	2015-2016	CF 15-16 ED	Road Improv	York County (EN)	\$ 338,000.00	\$ -	\$ -	\$ 338,000.00
	18							
	19				\$ 122,506.10	\$ -	\$ -	\$ 122,506.10

20	Lake Vista Blvd, Carroland Dr, Horse shoe Trail, Vandora Springs Road, Knightsbridge Road, Riverfront Road, Spring Hill Court, White Ridge Drive, Kinglet Road, Belle Meade Drive, Covenant Place, Normandy Way, Creek Crossing, Hilldale Drive, Amberside Drive, Maburn Drive	2015-2016	CF 15-16 EN Resurfacing	Resurfacing	York County (EN)	\$ 187,415.33	\$ 28,257.50	\$ 28,257.50	\$ 159,157.83
38	Madison Court, Jefferson Place, Ruth Lee Court, Hemingford Grey, Hammond Road, A O Jones Blvd, Tega Cay Dr, White St, Chestnut St, Bryant Blvd, Ridgeway Ln, Walnut Ridge Rd	2016-2017	CF 15-17 EN Resurfacing	Resurfacing		\$ 1,208,100.00	\$ 421,136.62	\$ 421,136.62	\$ 786,963.38
40	Kings Ridge - Lakemont	2016-2017	CF 16-17 ED	Road Improvement	York County (ED)	\$ 350,000.00	-	\$ -	\$ 350,000.00
45	Legacy Park East Business Park Hamilton Place Dr, Cadogan Ct, Garrett Ln, White Ash Ct, Chipmeadow Ln, Laurel Glen Dr, Summerstone Dr, Boss Wylie Rd, Emma Wood Ln, Foxlair Ct, Henry St	2016-2017 2017-2018	CF 15-17 ED CF 17-18 AD	Road Improvement Resurfacing	York County (ED) York County (AD)	\$ 1,000,000.00 \$ 1,219,151.00	\$ 264,114.00 \$ 737,162.80	\$ 264,114.00 \$ 737,162.80	\$ 735,886.00 \$ 481,988.20
48	Calcium Chloride	2017-2018	CF 17-18 AD	Calcium Chloride	York County (AD)	\$ 50,000.00	-	\$ -	\$ 50,000.00
49	Starling Drive	2017-2018	EF 17-18 AD	Paving	York County (AD)	\$ 175,000.00	-	\$ -	\$ 175,000.00
						\$ 6,170,938.82	\$ 1,453,170.92	\$ 1,453,170.92	\$ 4,717,767.90

State Paving Projects in York County, SC

	21	2006-2007	CF 06-07 SC	Match Impr	SCDOT	\$	\$	\$	\$	\$	\$	\$
Hubert Graham Parkway	22	2010-2011	P029937	Sidewalk	SCDOT	\$	18,000.00	\$	-	-	-	50.00
Heckle Boulevard												18,000.00
Grier Street, Stadium Street, Hoyle Street, Taylor Street, Blake Street, Timber Lane, Fairway Circle, Blynum Street, Cummings Street, Maple Street, Smith Street, Gettys Street, Lakeview Drive, Timberlake Drive, Cherokee Avenue	23	2012-2013				\$	22,213.32	\$	-	-	\$	22,213.32
Elm Street, Hampshire Lane, Little Mountain Road, Parkview Street, Ole Cambridge Circle, Railroad Avenue, Schuyler Avenue, Flint Street, Barnes Street, Hampton Ridge Road, Springdale Road, Woodhaven Road, Still Avenue	25	2013-2014	P028389 CF 13-14 SC Resurfacing	Resurfacing	SCDOT	\$	80,868.02	\$	-	-	\$	80,868.02
CF 12-13 RH Resu				Resurfacing	City of Rock Hill							
ARVA	30	2014-2015	CF 14-15 ED	Road Impr	York County (ED)	\$	78,000.00	\$	-	-	\$	78,000.00
Tega Cay Drive, Tega Cay Curb	33	2015-2016	CF 15-16 TC Resurfacing	Resurfacing	City of Tega Cay	\$	66,970.00	\$	66,970.00	\$	66,970.00	-
Eastview Road / YPA Sidewalk	34	2015-2016	CF 15-16 SC	Sidewalk	SCDOT	\$	50,000.00	\$	-	-	\$	50,000.00
Richland Street, Heckle Blvd, Dunlap Roddey Road, Liberty Hill Road, Park Drive, McGee Street, Caitharp Road, Heckle Boulevard	35	2015-2016	CF 15-16 SC Resurfacing	Resurfacing	SCDOT	\$	7,000.00	\$	-	-	\$	7,000.00
Schaeffler Group - Springhill Farm Road	36	2015-2016	CF 15-16 ED	Road Impr	York County (ED)	\$	354,323.00	\$	-	-	\$	354,323.00
Gardendale Road, Faulkner Rd (partial), Clinton Ave, Palmetto St & Belwood Dr, Potato House, Quiet Acres, Barnes St, Hensley Rd, Mossree Ct, Lakeland Dr, Confederate St	39	2016-2017	CF 16-17	Resurfacing		\$	1,271,509.00	\$	1,139,500.00	\$	1,139,500.00	132,009.00
Guinn St 546-228, Mason Dickson, Hwy 97, Center St, Oakwood Dr, Irwin 1481, Irwin 1485, Sunset, Robinson, Howell 1481, Howell 1485, Fenciliff 1481, Fenciliff 1485, madison, Scaleybark, Church S-18 1481, Church S-18 1485, Church S-35D, Marshall	46	2017-2018	CF 17-18	Resurfacing		\$	2,345,793.62	\$	2,345,793.62	\$	2,345,793.62	-

Pitcairn, Windjammer, Martners, Riverlake, McHanna, Carybrook, Kenbridge, Montgomery	47	2017-2018	CF 17-18	Resurfacing	\$	803,192.00	\$	230,719.70	\$	230,719.70	\$	572,472.30
					\$	5,097,868.96	\$	3,782,983.32	\$	3,782,983.32	\$	1,314,885.64

TOTALS \$ 11,268,807.78 \$ 5,236,154.24 \$ 5,236,154.24 \$ 6,032,653.54

EXPENDITURES FOR STATE BOARD PAVING PROJECTS FY17

CTC CHAIRMAN:  \$

DATE: 12-10-2018

York County Annual C Fund Report

July 1, 2017 - June 30, 2018

Report Date is September 30, 2018

SPY 17-18 NON-RECURRING FUNDS (H.4230)

INCOME AND EXPENSES

Balance of Funds as of July 1, 2017	\$	709,613.96
Income:		
Funds Received for Period July 1, 2017 through June 30, 2018	\$	50.00
Interest Earned for Period July 1, 2017 through June 30, 2018	-	-
Total Income	\$	-

Expenses:

Administrative Expenses	\$	-
Local Road Project Expenditures	\$	-
State Road Project Expenditures	\$	272,500.00
State Road Match Expenditures	\$	-
Total Expenditures	\$	272,500.00
Balance of Funds as of June 30, 2018	\$	437,113.96

FUNDING COMMITMENTS

Local Paving Projects	\$	-
State Road Projects	\$	-
State Road Match Projects	\$	-
Total Committed Funds	\$	-
Total Uncommitted Funds Available for New Projects	\$	437,113.96

PROJECTS FUNDED WITH NON-RECURRING FUNDS (H.4230)


State Paving Projects in York County, SC

Road-Route	Approval Year	Project Description	Work Type	Responsible Agency	Budget	Total Expenditures	Current Fiscal Year Expenditures	June 30, 2017 Remaining Budget
Hensley Rd East, Grier St	2016-2017	Resurfacing S-242, S-1163	Resurfacing	SCDOT	\$272,500.00	\$272,500.00	\$272,500.00	\$0.00

TOTALS \$ 272,500.00 \$ 272,500.00 \$ 272,500.00 \$

EXPENDITURES FOR STATE ROAD PAVING PROJECTS AS P

CTC CHAIRMAN:



DATE:

10-10-2018

York County Annual C Fund Report
July 1, 2017 - June 30, 2018
Report Date is September 30, 2018
SFY 17-18 NON-RECURRING FUNDS (P117.135)

<u>INCOME AND EXPENSES</u>		
Balance of Funds as of July 1, 2017	\$	1,656,631.45
Income:		
Funds Received for Period July 1, 2017 through June 30, 2018	\$	-
Interest Earned for Period July 1, 2017 through June 30, 2018	\$	13,469.44
SCDOT C-Fund refund	\$	-
Total Income	\$	13,469.44

Expenses:		
Administrative Expenses		
Local Road Project Expenditures	\$0.00	
State Road Project Expenditures	\$1,127,996.38	
State Road Match Expenditures	\$0.00	
Total Expenditures		<u>\$1,127,996.38</u>
Balance of Funds as of June 30, 2018	\$	<u>542,104.51</u>

<u>FUNDING COMMITMENTS</u>		
Local Paving Projects	\$0.00	
State Road Projects	\$0.00	
State Road Match Projects	\$0.00	
Total Committed Funds	\$	-
Total Uncommitted Funds Available for New Projects	\$	<u>542,104.51</u>


PROJECTS FUNDED WITH NON-RECURRING FUNDS (P117.135)

State Paving Projects in York County, SC

Road-Route	Approval Year	Project Description	Work Type	Responsible Agency	Budget	Expenditures	Current Fiscal Year Expenditures	June 30, 2017 Remaining Budget
P036936 Smith St	2016-2017	Resurfacing S-289	Resurfacing	SCDOT	\$ 105,000.00	\$105,000.00	\$105,000.00	\$0.00
P0337231 Main St	2016-2017	Resurfacing Hwy 97	Resurfacing	SCDOT	\$68,040.00	\$68,040.00	\$68,040.00	\$0.00
P036936 Main St, Hillside Ln, S. York Ave, Hensley Rd East, Woodcutter Rd, Neal St	2016-2017	Resurfacing Hwy 97, S-501, S-405, S-242, S-1523, S- 124	Resurfacing	SCDOT	\$ 806,000.00	\$806,000.00	\$806,000.00	\$0.00
P37230 College St, Irwin St, Howell Rd, Femcliff, Church S-18	2017-2018	Resurfacing S-1261, S-1302, S-905, S-1019, S- 18	Resurfacing	SCDOT	\$ 148,956.38	\$ 148,956.38	\$ 148,956.38	\$0.00

TOTALS \$ 1,127,996.38 \$1,127,996.38 \$1,127,996.38 \$

EXPENDITURES FOR STATE-ROAD PAVING PROJECTS A

CTC CHAIRMAN: 
DATE: 12-10-2018

ABBENVILLE

Chairman Bryan McClain

ABBEVILLE COUNTY - CTC ANNUAL C FUND REPORT
JULY 1, 2017 - JUNE 30, 2018
RECURRING FUNDS

Balance of Funds as of July 1, 2017 **\$ 1,682,952.11**

Income:		
	Funds Received for Period July 1, 2017 through June 30, 2018	\$ 921,252.99
	Interest Earned for Period July 1, 2017 through June 30, 2018	\$ 27,449.60
	Total Income	\$ 948,702.59

Expenses:		
	3% Administrative Fees - FY 17	\$ (28,524.13)
	Local Paving Project Expenditures	\$ (662,778.09)
	State Road Project Expenditures	\$ (395,487.42)
	Total Expenditures	\$ (1,086,789.64)

Balance of Funds as of June 30, 2018 **\$ 1,544,865.06**

Funding Commitments:		
	Local Paving Projects	\$ 276,707.89
	State Road Projects	\$ 309,505.08
	Total Committed Funds	\$ 586,212.97

Total Uncommitted Funds Available for New Projects **\$ 958,652.09**

PAGE 2 PROJECTS FUNDED WITH RECURRING FUNDS

LOCAL PAVING PROJECTS

Project ID#	PROJECT DESCRIPTION	WORK TYPE	RESPONSIBLE AGENCY	BUDGET	TOTAL EXPENDITURES	CURRENT FISCAL YEAR EXPENDITURES	REMAINING BUDGET	PROJECT STATUS
P029239	Pave the entrance to the county maintenance shop & fuel station	Paving	County	\$ 13,559.00	\$ 13,559.00	\$ -	\$ -	Closed
P029851	Pave Pine Ln.	Paving	County	\$ 183,906.27	\$ 183,906.27	\$ 134,195.00	\$ -	Closed
P029852	Road improvements to Austin Rd, Westwood Rd, Hanover Rd, Hanover Ct, Rivers Way, Timberland Tr, Flatwood Farm Cr, LB Chadwick Rd, Teakwood Dr, McCall Rd, Bratcher Rd & golden Acres Dr	Road Improvements	County	\$ 259,552.22	\$ 259,552.22	\$ 256,052.22	\$ -	Closed
P030431	Materials for road maintenance	Materials	County	\$ 149,879.48	\$ 149,879.48	\$ 56,790.98	\$ 0.00	Closed
P030432	Pave Malone Rd.	Paving	County	\$ 7,500.00	\$ 7,500.00	\$ -	\$ -	Closed
P031890	Install 5 Solar powered Street Lirights on Blue Hole Rd pursuant to SFY 16-17 proviso 84.15	Improvement - lights	Town of Calhoun Falls	\$ 21,200.00	\$ 21,200.00	\$ -	\$ -	Closed
P033621	Purchase road maintenance materials	Materials	County	\$ 140,447.78	\$ 123,065.22	\$ 123,065.22	\$ 17,382.56	
P034689	Blue Falls Trail Project - constructing bicycle trails on abandoned railroad paralleling SC-81	Improvements	Town of Calhoun Falls	\$ 180,000.00	\$ 68,473.95	\$ 68,473.95	\$ 111,526.05	
P037407	Maintenance & Improvements to Blue Hole Rd	Improvements	Town of Calhoun Falls	\$ 20,000.00	\$ -	\$ -	\$ 20,000.00	
P037408	Purchase road maintenance materials	Materials	County	\$ 150,000.00	\$ 22,200.72	\$ 22,200.72	\$ 127,799.28	
TOTALS				\$ 1,126,044.75	\$ 849,336.86	\$ 662,778.09	\$ 276,707.89	

EXPENDITURES FOR LOCAL PAVING PROJECTS AS PERCENT OF TOTAL INCOME: 71.35%

STATE ROAD PROJECTS

Project ID#	PROJECT DESCRIPTION	WORK TYPE	RESPONSIBLE AGENCY	BUDGET	EXPENDITURES	CURRENT FISCAL YEAR EXPENDITURES	REMAINING BUDGET	PROJECT STATUS
P027056	Full depth patch & chip seal S-354, S-355, S-564, S-63, S-479, S-526 & S-527	Resurface	SCDOT	\$ 437,298.43	\$ 437,298.43	\$ -	\$ -	Closed
P030165	Resurface S-570, S-571 & S-572	Resurface	SCDOT	\$ 180,702.57	\$ 180,702.57	\$ 176,107.20	\$ -	
P032432	Resurface S-420 & S-421	Resurface	SCDOT	\$ 239,270.47	\$ 219,380.22	\$ 219,380.22	\$ 19,890.25	
P032433 (C)	Resurface Keowee Rd (S-24) for 3.9 miles	Resurface	SCDOT	\$ 289,614.83	\$ -	\$ -	\$ 289,614.83	
TOTALS				\$ 1,146,886.30	\$ 837,381.22	\$ 395,487.42	\$ 309,505.08	

25% OF COUNTY'S APPORTIONMENT OF 'C' FUNDS, BASED ON BIENNIAL AVERAGE: 25.80%

ABBEVILLE COUNTY - CTC ANNUAL C FUND REPORT
JULY 1, 2017 - JUNE 30, 2017
SFY 2015 - 2016 NON-RECURRING FUNDS (H.4230)

Balance of Funds as of July 1, 2017		\$	2,499,880.46
Income:			
Funds Received for Period July 1, 2017 through June 30, 2018	\$	-	
Interest Earned for Period July 1, 2017 through June 30, 2018	\$	33,915.29	
Total Income		\$	33,915.29
Expenses:			
State Road Project Expenditures		\$	(2,009,012.80)
Total Expenditures		\$	(2,009,012.80)
Balance of Funds as of June 30, 2018		\$	524,782.95
Funding Commitments:			
State Road Projects		\$	496,638.47
Total Commitments		\$	496,638.47
Total Uncommitted Funds Available for New Projects		\$	28,144.48

STATE ROAD PROJECTS

Project ID#	PROJECT DESCRIPTION	WORK TYPE	RESPONSIBLE AGENCY	BUDGET	EXPENDITURES	CURRENT FISCAL YEAR EXPENDITURES	REMAINING BUDGET	PROJECT STATUS
P030178	Resurface S-32, S-133, S-52, S-51, S-84, S-454 & S-455	Resurface	SCDOT	\$ 2,113,224.05	\$ 1,616,585.58	\$ 1,484,509.08	\$ 496,638.47	
P032433 (B)	Resurface Keowee Rd (S-24) for 3.9 miles	Resurface	SCDOT	\$ 524,503.72	\$ 524,503.72	\$ 524,503.72	\$ -	
TOTALS				\$ 2,637,727.77	\$ 2,141,089.30	\$ 2,009,012.80	\$ 496,638.47	

ABBEVILLE COUNTY - CTC ANNUAL C FUND REPORT
JULY 1, 2017 - JUNE 30, 2017
SFY 2016 - 2017 NON-RECURRING FUNDS (P117.135)

Balance of Funds as of July 1, 2017	\$	624,265.72
Income:		
Funds Received for Period July 1, 2017 through June 30, 2017	\$	-
Interest Earned for Period July 1, 2017 through June 30, 2017	\$	10,592.17
Total Income	\$	<u>10,592.17</u>
Expenses:		
State Road Project Expenditures	\$	(398,755.06)
Total Expenditures	\$	<u>(398,755.06)</u>
Balance of Funds as of June 30, 2017	\$	236,102.83
Funding Commitments:		
State Road Projects	\$	(226,956.27)
Total Commitments	\$	<u>(226,956.27)</u>
Total Uncommitted Funds Available for New Projects	\$	9,146.56

STATE ROAD PROJECTS

Project ID#	PROJECT DESCRIPTION	WORK TYPE	RESPONSIBLE AGENCY	BUDGET	EXPENDITURES	CURRENT FISCAL YEAR EXPENDITURES	REMAINING BUDGET	PROJECT STATUS
P032433 (A)	Resurface Keowe Rd (S-24) for 3.9 miles	Resurface	SCDOT	\$ 625,711.33	\$ 398,755.06	\$ 398,755.06	\$ 226,956.27	

TOTALS \$ 625,711.33 \$ 398,755.06 \$ 398,755.06 \$ 226,956.27



Certified True and Correct
Batina Feaster, C Program Manager

Batina Feaster
Signature

9-4-2018
Date

AIKEN

Chairman Johnny Beam

AIKEN COUNTY - CTC ANNUAL C FUND REPORT
 JULY 1, 2017 - JUNE 30, 2018
 RECURRING FUNDS

Balance of Funds as of July 1, 2017 **\$ 12,510,377.52**

Income:

Funds Received for Period July 1, 2017 through June 30, 2018	\$ 2,688,860.32
Interest Earned for Period July 1, 2017 through June 30, 2018	\$ 217,166.79
Donor Bonus FY 17	\$ 179,479.31
Total Income	\$ 3,085,506.42

Expenses:

3% Administrative Fees - FY 17	\$ (90,374.31)
Local Paving Project Expenditures	\$ (617,118.73)
State Road Project Expenditures	\$ (1,963,195.31)
Total Expenditures	\$ (2,670,688.35)

Balance of Funds as of June 30, 2018 **\$ 12,925,195.59**

Funding Commitments:

Local Paving Projects	\$ 3,575,000.70
State Road Projects	\$ 6,092,815.04
Total Committed Funds	\$ 9,667,815.74

Total Uncommitted Funds Available for New Projects **\$ 3,257,379.85**

LOCAL PAVING PROJECTS

Project ID#	PROJECT DESCRIPTION	WORK TYPE	RESPONSIBLE AGENCY	BUDGET	TOTAL EXPENDITURES	CURRENT FISCAL YEAR EXPENDITURES	REMAINING BUDGET	PROJECT STATUS
P027241	Pave CNW Road	Paving	County	\$ 244,734.00	\$ 236,827.24	\$ 150,968.46	\$ 7,906.76	
P027244	Pave Thomas Ln.	Paving	County	\$ 103,000.00	\$ 102,366.36	\$ 67,781.48	\$ 633.64	
P027748	Pave Byrnes St.	Paving	County	\$ 130,242.60	\$ 117,037.19	\$ 31,315.17	\$ 13,205.41	
P027960	Pave Lee St.	Paving	County	\$ 233,180.00	\$ 28,480.11	\$ 3,043.96	\$ 204,699.89	
P027961	Pave Simmons Heritage Cr.	Paving	County	\$ 240,395.07	\$ 240,395.07	\$ 27,897.36	\$ -	Closed
P028808	Pave Mountain Laurel Dr.	Paving	County	\$ 212,405.56	\$ 212,405.56	\$ 164,399.41	\$ -	Closed
P028809	Pave Barefoot Rd	Paving	County	\$ 612,300.00	\$ 207,018.01	\$ 146,825.75	\$ 405,281.99	
P030813	Pave Forrest Dr (excluding replacing fence)	Paving	County	\$ 720,000.00	\$ 26,088.57	\$ 18,288.72	\$ 693,911.43	
P037016	Pave Bing Section Rd	Paving	County	\$ 306,160.00	\$ 2,924.78	\$ 2,924.78	\$ 303,235.22	
P037017	Pave Fellowship Lane	Paving	County	\$ 150,000.00	\$ 2,911.42	\$ 2,911.42	\$ 147,088.58	
P037583	Pave Gooseplatter Rd	Paving	County	\$ 1,800,000.00	\$ 962.22	\$ 962.22	\$ 1,799,037.78	

TOTALS \$ 4,752,417.23 \$ 1,177,416.53 \$ 617,118.73 \$ 3,575,000.70

EXPENDITURES FOR LOCAL PAVING PROJECTS AS PERCENT OF TOTAL INCOME: 22.87%

STATE ROAD PROJECTS

Project ID#	PROJECT DESCRIPTION	WORK TYPE	RESPONSIBLE AGENCY	BUDGET	EXPENDITURES	CURRENT FISCAL YEAR EXPENDITURES	REMAINING BUDGET	PROJECT STATUS
0039771	Construct pedestrian bridge over SC-118	Enhancement	SCDOT	\$ 500,000.00	\$ 500,000.00	\$ -	\$ -	
0041797	Intersection Improvement at Sudlow Lake Rd.	Intersection imp.	SCDOT	\$ 1,272,532.68	\$ 966,492.83	\$ 544,083.62	\$ 306,039.85	
0042063	Williston at Silver Bluff	Intersection imp.	SCDOT	\$ 204,070.08	\$ 84,070.08	\$ -	\$ 120,000.00	
0042064	Intersection Improvement at S-145 & S-65, Storm Branch at Pine Log	Intersection imp.	SCDOT	\$ 294,831.00	\$ 219,831.00	\$ 39,331.00	\$ 75,000.00	
0042065	Intersection Improvement at S-197 & S-125, Old Edgefield Rd at Lecomple	Intersection imp.	SCDOT	\$ 516,566.00	\$ 516,566.00	\$ -	\$ -	
0042755	Intersection Improvement at Cooks Bridge & Wire Rd.	Improvements	SCDOT	\$ 203,410.00	\$ 51,095.00	\$ -	\$ 152,315.00	
P027598	PE for intersection of SC-19 & S-26	Improvements	SCDOT	\$ 22,246.55	\$ 22,246.55	\$ (14,728.45)	\$ -	Closed
P027599	PE for Bettis Academy Rd (S-144) and Whaley Pond Rd (S-780)	Improvements	SCDOT	\$ -	\$ -	\$ (41,365.00)	\$ -	Closed
P027602	Annual allocation for the City of Aiken	Resurface	SCDOT	\$ 412,880.49	\$ 412,880.49	\$ 26,572.84	\$ -	Closed
P027979	Resurface S-336,S-354, S-385, S-405, S-731 etc	Resurface	SCDOT	\$ 899,641.72	\$ 899,641.72	\$ (23,227.20)	\$ -	Closed
P028151	Intersection Improvement at Bettis Academy Rd S-114) and Ascauga Lake Rd (S-33)	Improvements	SCDOT	\$ 2,459,636.80	\$ 334,826.90	\$ 215,328.90	\$ 2,124,809.90	

Page 3 STATE ROAD PROJECTS (CONTINUED)

Project ID#	PROJECT DESCRIPTION	WORK TYPE	RESPONSIBLE AGENCY	BUDGET	EXPENDITURES	CURRENT FISCAL YEAR EXPENDITURES	REMAINING BUDGET	PROJECT STATUS
P028838	Design & Install ADA compliant sidewalk, crosswalks & curbing along SC-19.	Enhancement	SCDOT	\$ 50,000.00	\$ -	\$ (50,000.00)	\$ 50,000.00	Closed
P028994	Annual allocation City of N. Augusta	Resurface	City N Augusta	\$ 257,952.41	\$ 257,952.41	\$ -	\$ -	Closed
P029768	Whiskey Rd. Corridor Study	Corridor Study	Aiken Co	\$ 70,000.00	\$ 70,000.00	\$ 70,000.00	\$ -	Closed
P030314 (B)	Repair & Resurface Beech Island Ave (S-781) and Chime Bell Church Rd (S-816)	Resurface	SCDOT	\$ 7,078.85	\$ 7,078.85	\$ -	\$ -	
P030315	FY16/17 allocation (10%) to City of N. Augusta	Resurface	City N Augusta	\$ 267,489.81	\$ 142,841.80	\$ -	\$ 124,648.01	
P030316	FY 16/17 Allocation City of Aiken	Resurface	SCDOT	\$ 223,902.43	\$ 13,993.90	\$ 13,993.90	\$ 209,908.53	
P031971	Resurface S-97, S-341, S-482, S-805, S-807, S-1067, S-1466, S-1943, S-1944, S-2166, S-2171, S-2061, S-1784, S-2164 and L-3145	Resurface	SCDOT	\$ 1,231,504.22	\$ 1,159,621.75	\$ 1,159,621.75	\$ 71,882.47	
P032259	TAP match - sidewalks on SC-19 in New Ellenton	Sidewalks	SCDOT	\$ 9,840.00	\$ 9,840.00	\$ 9,840.00	\$ -	
P036783	Dedication - along SC-39 at the northern & southern entrances to the Town of Salley "Luke Parsons 2017 IMG Golf World Champion"	Dedication	SCDOT	\$ 500.00	\$ 500.00	\$ 500.00	\$ -	Closed
P036804	FY 17-18 - 10% allocation to the City of Aiken S-176, S-223, S-226, S-259, S-628, S-671, S-1127, S-1421 & S-1709	Resurface	SCDOT	\$ 192,155.62	\$ 12,009.73	\$ 12,009.73	\$ 180,145.89	
P036805	FY 17-18 - 10% allocation to the City of N. Augusta	Resurface	SCDOT	\$ 272,266.50	\$ -	\$ -	\$ 272,266.50	
P036903 (C)	Resurface SC-241, S-45, S-385, S-731, S-809, S-824, S-1050, L-1050, S-1049, S-1134, S-1558, S-1614, S-1892, S-1893, S-12194, S-2228 & S-2315	Resurface	SCDOT	\$ 1,062,674.11	\$ -	\$ -	\$ 1,062,674.11	
P037450 (C)	Resurface S-79, S-333, S-503, S-853, S-854, S-1624, S-1625, S-1684, S-1902 & S-2074	Resurface	SCDOT	\$ 1,111,000.00	\$ -	\$ -	\$ 1,111,000.00	
P037523	Signal at Aiken Tech College at US-1 & US-78	Signal	County	\$ 233,359.00	\$ 1,234.22	\$ 1,234.22	\$ 232,124.78	
TOTALS				\$ 11,775,538.27	\$ 5,682,723.23	\$ 1,963,195.31	\$ 6,092,815.04	

25% OF COUNTY'S APPORTIONMENT OF 'C' FUNDS, BASED ON BIENNIAL AVERAGE:

92.16%

AIKEN COUNTY - CTC ANNUAL C FUND REPORT
 JULY 1, 2017 - JUNE 30, 2018
 SFY 2015 - 2016 NON-RECURRING FUNDS (H.4230)

Balance of Funds as of July 1, 2017	\$	2,655,240.13
Income:		
Funds Received for Period July 1, 2017 through June 30, 2018	\$	-
Interest Earned for Period July 1, 2017 through June 30, 2018	\$	12,400.33
Total Income	\$	12,400.33
Expenses:		
State Road Project Expenditures	\$	(2,534,841.31)
Total Expenditures	\$	(2,534,841.31)
Balance of Funds as of June 30, 2018	\$	132,799.15
Funding Commitments:		
State Road Projects	\$	131,489.42
Total Commitments	\$	131,489.42
Total Uncommitted Funds Available for New Projects	\$	1,309.73

STATE ROAD PROJECTS

Project ID#	PROJECT DESCRIPTION	WORK TYPE	RESPONSIBLE AGENCY	BUDGET	EXPENDITURES	CURRENT FISCAL YEAR EXPENDITURES	REMAINING BUDGET	PROJECT STATUS
P029183	Resurface Asauga Lake Rd (S-33) & Langley Dam Rd (S-254)	Resurface	SCDOT	\$ 2,243,578.63	\$ 2,243,578.63	\$ 15,921.85	\$ -	Closed
P029696	Resurface all or a portion of S-26, S-49, S-68, S-507, S-691, S-225, S-1671, S-1760 & S-153	Resurface	SCDOT	\$ 5,125,921.75	\$ 5,078,638.00	\$ 2,433,839.73	\$ 47,283.75	
P030314 (A)	Repair & Resurface Beech Island Ave (S-781) and Chime Bell Church Rd (S-816)	Resurface	SCDOT	\$ 380,121.15	\$ 380,121.15	\$ -	\$ -	
P036903 (A)	Resurface SC-241, S-45, S-385, S-731, S-809, S-824, S-1050, L-1050, S-1049, S-1134, S-1558, S-1614, S-1892, S-1893, S-12194, S-2228 & S-2315	Resurface	SCDOT	\$ 99,285.40	\$ 85,079.73	\$ 85,079.73	\$ 14,205.67	
P037450 (A)	Resurface S-79, S-333, S-503, S-853, S-854, S-1624, S-1625, S-1684, S-1902 & S-2074	Resurface	SCDOT	\$ 70,000.00	\$ -	\$ -	\$ 70,000.00	
TOTALS				\$ 7,918,906.93	\$ 7,787,417.51	2,534,841.31	131,489.42	

AIKEN COUNTY - CTC ANNUAL C FUND REPORT
 JULY 1, 2017 - JUNE 30, 2018
 SFY 2016 - 2017 NON-RECURRING FUNDS (P117.135)

Balance of Funds as of July 1, 2017	\$	1,822,043.82
Income:		
Funds Received for Period July 1, 2017 through June 30, 2018	\$	-
Interest Earned for Period July 1, 2017 through June 30, 2018	\$	29,324.24
Total Income	\$	<u>29,324.24</u>
Expenses:		
State Road Project Expenditures	\$	(1,398,091.46)
Total Expenditures	\$	<u>(1,398,091.46)</u>
Balance of Funds as of June 30, 2018	\$	453,276.60
Funding Commitments:		
State Road Projects	\$	442,952.36
Total Commitments	\$	<u>442,952.36</u>
Total Uncommitted Funds Available for New Projects	\$	10,324.24

STATE ROAD PROJECTS

Project ID#	PROJECT DESCRIPTION	WORK TYPE	RESPONSIBLE AGENCY	BUDGET	EXPENDITURES	CURRENT FISCAL YEAR EXPENDITURES	REMAINING BUDGET	PROJECT STATUS
P030812	Resurface two portions Atomic Rd (SC-125) Resurface SC-241, S-45, S-385, S-731, S-809, S-824, S-1050, L-1050, S-1049, S-1134, S-1558, S-1614, S-1892, S-1893, S-12194, S-2228 & S-2315	Resurface	SCDOT	\$ 1,622,727.60	\$ 1,398,091.46	1,398,091.46	\$ 224,636.14	
P036903 (B)	Resurface S-79, S-333, S-503, S-853, S-854, S-1624, S-1625, S-1684, S-1902 & S-2074	Resurface	SCDOT	\$ 199,316.22	\$ -	-	\$ 199,316.22	
P037450 (B)		Resurface	SCDOT	\$ 19,000.00	\$ -	-	\$ 19,000.00	
TOTALS				\$ 1,841,043.82	\$ 1,398,091.46	1,398,091.46	\$ 442,952.36	



Certified True and Correct
Batina Feaster, C Program Manager

Batina Feaster
Signature

9-4-2018
Date

ALLENDALE

Chairman John Rice

ALLENDALE COUNTY - CTC ANNUAL C FUND REPORT
 JULY 1, 2017 - JUNE 30, 2018
 RECURRING FUNDS

Balance of Funds as of July 1, 2017 **\$ 2,801,939.41**

Income:		\$
Funds Received for Period July 1, 2017 through June 30, 2018	\$ 584,209.21	
Interest Earned for Period July 1, 2017 through June 30, 2018	\$ 42,930.08	
Total Income	\$ 627,139.29	

Expenses:		\$
3% Administrative Fees - FY 17	\$ (18,874.27)	
Local Paving Project Expenditures	\$ (229,744.82)	
State Road Project Expenditures	\$ (787,901.64)	
Total Expenditures	\$ (1,036,520.73)	

Balance of Funds as of June 30, 2018 **\$ 2,392,557.97**

Funding Commitments:		\$
Local Paving Projects	\$ 151,211.98	
State Road Projects	\$ 417,533.64	
Total Committed Funds	\$ 568,745.62	

Total Uncommitted Funds Available for New Projects **\$ 1,923,812.35**

PAGE 2 PROJECTS FUNDED WITH RECURRING FUNDS

LOCAL PAVING PROJECTS

Project ID#	PROJECT DESCRIPTION	WORK TYPE	RESPONSIBLE AGENCY	BUDGET	TOTAL EXPENDITURES	CURRENT FISCAL YEAR EXPENDITURES	REMAINING BUDGET	PROJECT STATUS
6042785	Purchase Crusher Run for County Rd maintenance	Material	County	\$ 131,320.00	\$ 128,545.79	\$ -	\$ 2,774.21	
P026894	Repair Various City & County dirt street	Repair	County	\$ 200,000.00	\$ 166,596.23	\$ 58,741.82	\$ 33,403.77	
P028239	Open up Boo-Ga-Loo Rd. New r/r crossing & repair roadway	Repair	County	\$ 235,400.00	\$ 120,366.00	\$ 6,655.00	\$ 115,034.00	
P036842	Cleaning & overlaying 500' of roadway around county courthouse	Repair	County	\$ 30,000.00	\$ 30,000.00	\$ 30,000.00	\$ -	Closed
P036843	Install 200' sidewalk along road between courthouse & Brandt Building	Sidewalk	County	\$ 10,000.00	\$ 10,000.00	\$ 10,000.00	\$ -	Closed
P037003	Pave driveway at Appleton Fire Station	Driveway	County	\$ 40,348.00	\$ 40,348.00	\$ 40,348.00	\$ -	Closed
P037308	Pave the driveway at Allendale-Fairfax HS	Driveway	School Dist	\$ 46,000.00	\$ 46,000.00	\$ 46,000.00	\$ -	Closed
P037607	Pave the driveway at Allendale Elementary School	Pave	School Dist	\$ 38,000.00	\$ 38,000.00	\$ 38,000.00	\$ -	Closed
TOTALS				\$ 731,068.00	\$ 579,856.02	\$ 229,744.82	\$ 151,211.98	

EXPENDITURES FOR LOCAL PAVING PROJECTS AS PERCENT OF TOTAL INCOME: 38.77%

STATE ROAD PROJECTS

Project ID#	PROJECT DESCRIPTION	WORK TYPE	RESPONSIBLE AGENCY	BUDGET	EXPENDITURES	CURRENT FISCAL YEAR EXPENDITURES	REMAINING BUDGET	PROJECT STATUS
P028190	Resurface S-434, S-27 S-615, S-171, S-172, S-301, S-302, S-308, S-495, S-190CE1 & S-190	Resurface	SCDOT	\$ 598,674.73	\$ 508,468.81	\$ 471,051.64	\$ 90,205.92	
P029884 (B)	Resurface S-346, S-47, S-18, S-56, S-170, S-19 and S-47	Resurface	SCDOT	\$ 644,177.72	\$ 316,850.00	\$ 316,850.00	\$ 327,327.72	
TOTALS				\$ 1,242,852.45	\$ 825,318.81	\$ 787,901.64	\$ 417,533.64	

25% OF COUNTY'S APPORTIONMENT OF 'C' FUNDS, BASED ON BIENNIAL AVERAGE: 25.17%

ALLENDALE COUNTY - CTC ANNUAL C FUND REPORT
 JULY 1, 2017 - JUNE 30, 2018
 SFY 2015 - 2016 NON-RECURRING FUNDS (H.4230)

Balance of Funds as of July 1, 2017	\$	1,580,667.50
Income:		
Funds Received for Period July 1, 2017 through June 30, 2018	\$	-
Interest Earned for Period July 1, 2017 through June 30, 2018	\$	9,563.96
Total Income	\$	9,563.96
Expenses:		
State Road Project Expenditures	\$	(1,554,502.74)
Total Expenditures	\$	(1,554,502.74)
Balance of Funds as of June 30, 2018	\$	35,728.72
Funding Commitments:		
State Road Projects	\$	-
Total Commitments	\$	-
Total Uncommitted Funds Available for New Projects	\$	35,728.72

STATE ROAD PROJECTS

Project ID#	PROJECT DESCRIPTION	WORK TYPE	RESPONSIBLE AGENCY	BUDGET	EXPENDITURES	CURRENT FISCAL YEAR EXPENDITURES	REMAINING BUDGET	PROJECT STATUS
P029884	Resurface S-346,S-47,S-18,S-56,S-170,S-19 and S-47	Resurface	SCDOT	\$ 1,661,081.44	\$ 1,661,081.44	\$ 1,554,502.74	\$ -	
TOTALS				\$ 1,661,081.44	\$ 1,661,081.44	1,554,503	\$ -	

ALLENDALE COUNTY - CTC ANNUAL C FUND REPORT
 JULY 1, 2017 - JUNE 30, 2018
 SFY 2016 - 2017 NON-RECURRING FUNDS (P117.135)

Balance of Funds as of July 1, 2017	\$ 395,875.80
Income:	
Funds Received for Period July 1, 2017 through June 30, 2018	\$ -
Interest Earned for Period July 1, 2017 through June 30, 2018	\$ 6,717.00
Total Income	\$ 6,717.00
Expenses:	
State Road Project Expenditures	\$ -
Total Expenditures	\$ -
Balance of Funds as of June 30, 2018	\$ 402,592.80
Funding Commitments:	
State Road Projects	\$ -
Total Commitments	\$ -
Total Uncommitted Funds Available for New Projects	\$ 402,592.80

STATE ROAD PROJECTS

Project ID#	PROJECT DESCRIPTION	WORK TYPE	RESPONSIBLE AGENCY	BUDGET	EXPENDITURES	CURRENT FISCAL YEAR EXPENDITURES	REMAINING BUDGET	PROJECT STATUS
				\$ -	\$ -	\$ -	\$ -	
TOTALS				\$ -	\$ -	\$ -	\$ -	



Certified True and Correct
 Batina Feaster, C Program Manager

Batina Feaster
 Signature

9-4-2018
 Date

BAMBERG

Chairman Harold Johnson

BAMBERG COUNTY - CTC ANNUAL C FUND REPORT
 JULY 1, 2017 - JUNE 30, 2018
 RECURRING FUNDS

Balance of Funds as of July 1, 2017 **\$ 2,355,866.61**

Income:

Funds Received for Period July 1, 2017 through June 30, 2018	\$ 666,597.69
Interest Earned for Period July 1, 2017 through June 30, 2018	\$ 42,334.02
Total Income	\$ 708,931.71

Expenses:

3% Administrative Fees - FY 17	\$ (21,184.87)
Local Paving Project Expenditures	\$ (94,874.11)
State Road Project Expenditures	\$ (223,591.56)
Total Expenditures	\$ (339,650.54)

Balance of Funds as of June 30, 2018 **\$ 2,725,147.78**

Funding Commitments:

Local Paving Projects	\$ 1,407,871.19
State Road Projects	\$ 1,054,188.94
Total Committed Funds	\$ 2,462,060.13

Total Uncommitted Funds Available for New Projects **\$ 263,087.65**

PAGE 2 PROJECTS FUNDED WITH RECURRING FUNDS

LOCAL PAVING PROJECTS

Project ID#	PROJECT DESCRIPTION	WORK TYPE	RESPONSIBLE AGENCY	BUDGET	TOTAL EXPENDITURES	CURRENT FISCAL YEAR EXPENDITURES	REMAINING BUDGET	PROJECT STATUS
P027603	PE for Daily Rd between US-321 & Sykes Rd. Grading, Drainage & Asphalt Improvements to Sunny Brook Ln	Paving	County	\$ 895,400.00	\$ 79,563.00	\$ -	\$ 815,837.00	
P029921	Parking Reconfiguration for Annex Bldg, New Parking area & asphalt milling	Grading	County	\$ 175,000.00	\$ 164,345.10	\$ 11,514.10	\$ 10,654.90	
P029922	Gum Tree Pavement Improvements	Repair	County	\$ 137,330.20	\$ 136,250.91	\$ 28,160.01	\$ 1,079.29	
P029923	Pavement Improvements to Crouch Cr & Panther Rd	Paving	County	\$ 185,000.00	\$ 52,000.00	\$ 17,500.00	\$ 133,000.00	
P029924	Resurface&Stripe bobcat Landing off US-601	Paving	County	\$ 527,500.00	\$ 85,000.00	\$ 23,500.00	\$ 442,500.00	
P029926		Resurface	County	\$ 35,000.00	\$ 30,200.00	\$ 14,200.00	\$ 4,800.00	
TOTALS				\$ 1,955,230.20	\$ 547,359.01	\$ 94,874.11	\$ 1,407,871.19	

EXPENDITURES FOR LOCAL PAVING PROJECTS AS PERCENT OF TOTAL INCOME: 14.05%

STATE ROAD PROJECTS

Project ID#	PROJECT DESCRIPTION	WORK TYPE	RESPONSIBLE AGENCY	BUDGET	EXPENDITURES	CURRENT FISCAL YEAR EXPENDITURES	REMAINING BUDGET	PROJECT STATUS
P027260	Resurface S-489,S-517,S-74,S-119, &S-549	Resurface	SCDOT	\$ 1,186,979.85	\$ 935,007.59	\$ 1,494.30	\$ 251,972.26	
P029843 (B)	Resurface S-458	Resurface	SCDOT	\$ 263,324.87	\$ 211,116.94	\$ 211,116.94	\$ 52,207.93	
P029925	Resurface Mill & resurface Courthouse Loop (S-143)	Resurface	County	\$ 313,523.60	\$ 127,360.00	\$ -	\$ 186,163.60	
P030279	Resurface S-296, S-231 & S-271	Resurface	SCDOT	\$ 1,000.00	\$ 75.34	\$ 75.34	\$ 924.66	
P030590	Sidewalk Improvements on North St (S-165)	Sidewalk	County	\$ 99,146.20	\$ 99,146.20	\$ 10,904.98	\$ -	
P037847	Capital street improvements on 2nd St (S-62)	Sidewalk	County	\$ 75,000.00	\$ -	\$ -	\$ 75,000.00	
P037848	Resurface various state roads	Resurface	County	\$ 487,920.49	\$ -	\$ -	\$ 487,920.49	
TOTALS				\$ 2,426,895.01	\$ 1,372,706.07	\$ 223,591.56	\$ 1,054,188.94	

25% OF COUNTY'S APPORTIONMENT OF 'C' FUNDS, BASED ON BIENNIAL AVERAGE: 25.27%

BAMBERG COUNTY - CTC ANNUAL C FUND REPORT
 JULY 1, 2017 - JUNE 30, 2018
 SFY 2015 - 2016 NON-RECURRING FUNDS (H.4230)

Balance of Funds as of July 1, 2017	\$	1,809,321.68
Income:		
Funds Received for Period July 1, 2017 through June 30, 2018	\$	-
Interest Earned for Period July 1, 2017 through June 30, 2018	\$	10,517.61
Total Income	\$	<u>10,517.61</u>
Expenses:		
State Road Project Expenditures	\$	<u>(1,780,118.72)</u>
Total Expenditures	\$	<u>(1,780,118.72)</u>
Balance of Funds as of June 30, 2018	\$	39,720.57
Funding Commitments:		
State Road Projects	\$	-
Total Commitments	\$	<u>-</u>
Total Uncommitted Funds Available for New Projects	\$	39,720.57

STATE ROAD PROJECTS

Project ID#	PROJECT DESCRIPTION	WORK TYPE	RESPONSIBLE AGENCY	BUDGET	EXPENDITURES	CURRENT FISCAL YEAR EXPENDITURES	REMAINING BUDGET	PROJECT STATUS
P029843 (A)	Resurface S-75, S-31 & S-458	Resurface	SCDOT	\$ 1,916,348.29	\$ 1,916,348.29	\$ 1,780,118.72	\$ -	

TOTALS \$ 1,916,348.29 \$ 1,916,348.29 \$ 1,780,118.72 \$ -

BAMBERG COUNTY - CTC ANNUAL C FUND REPORT
 JULY 1, 2017 - JUNE 30, 2018
 SFY 2016 - 2017 NON-RECURRING FUNDS (P117.135)

Balance of Funds as of July 1, 2017	\$	451,704.46
Income:		
Funds Received for Period July 1, 2017 through June 30, 2018	\$	-
Interest Earned for Period July 1, 2017 through June 30, 2018	\$	7,664.30
Total Income	\$	7,664.30
Expenses:		
State Road Project Expenditures	\$	-
Total Expenditures	\$	-
Balance of Funds as of June 30, 2018	\$	459,368.76
Funding Commitments:		
State Road Projects	\$	-
Total Commitments	\$	-
Total Uncommitted Funds Available for New Projects	\$	459,368.76

STATE ROAD PROJECTS

Project ID#	PROJECT DESCRIPTION	WORK TYPE	RESPONSIBLE AGENCY	BUDGET	EXPENDITURES	CURRENT FISCAL YEAR EXPENDITURES	REMAINING BUDGET	PROJECT STATUS
				\$ -	\$ -	\$ -	\$ -	
TOTALS				\$ -	\$ -	\$ -	\$ -	



Certified True and Correct
 Batina Feaster, C Program Manager

Batina Feaster
 Signature

9-4-2018
 Date

BARNWELL

Chairman Willie Walker

BARNWELL COUNTY - CTC ANNUAL C FUND REPORT
 JULY 1, 2017 - JUNE 30, 2018
 RECURRING FUNDS

Balance of Funds as of July 1, 2017		\$ 2,693,713.74
Income:		
Funds Received for Period July 1, 2017 through June 30, 2018	\$ 816,394.93	
Interest Earned for Period July 1, 2017 through June 30, 2018	\$ 41,339.05	
Total Income	\$ 857,733.98	
Expenses:		
3% Administrative Fees - FY 17	\$ (25,897.71)	
Local Paving Project Expenditures	\$ (652,261.59)	
State Road Project Expenditures	\$ (501,299.36)	
Total Expenditures	\$ (1,179,458.66)	
Balance of Funds as of June 30, 2018		\$ 2,371,989.06
Funding Commitments:		
Local Paving Projects	\$ 1,207,904.82	
State Road Projects	\$ 679,336.30	
Total Committed Funds	\$ 1,887,241.12	
Total Uncommitted Funds Available for New Projects		\$ 484,747.94

PROJECTS FUNDED WITH RECURRING FUNDS

LOCAL PAVING PROJECTS

Project ID#	PROJECT DESCRIPTION	WORK TYPE	RESPONSIBLE AGENCY	BUDGET	TOTAL EXPENDITURES	CURRENT FISCAL YEAR EXPENDITURES	REMAINING BUDGET	PROJECT STATUS
6042556	Consulting fees to include feasibility , R/W acquisition, cost estimates and scheduling	Consulting Fees	County	\$ 46,760.26	\$ 37,173.78	\$ 8,300.97	\$ 9,586.48	
6042795	Engineering Design & const. for paving Kimberwick Dr. & Peiharn Pl	Engineering	County	\$ 838,513.52	\$ 838,513.52	\$ 4,834.84	\$ -	Closed
6042916	Engineering Design for Battle Creek Dr.	Engineering	County	\$ 610,000.00	\$ 564,486.48	\$ 528,319.98	\$ 45,513.52	
P029783	Engineering Design for Lunar Ln.	Engineering	County	\$ 700,000.00	\$ 58,708.18	\$ 33,851.47	\$ 641,291.82	
P032358	Alternate study for intersection improvements at Hwy 278 & Joey Zorn Blvd	Study	County	\$ 167,890.00	\$ 18,270.76	\$ 15,380.76	\$ 149,619.24	
P032359	PE, survey & r/w on White Oak Ln & Sanders Ln	Engineering	County	\$ 55,000.00	\$ 27,015.12	\$ 27,015.12	\$ 27,984.88	
P032360	Resurface Buice Cr, Pruitt St & Augustine St	Resurfacing	County	\$ 325,000.00	\$ 11,091.12	\$ 11,091.12	\$ 313,908.88	
P037095	Drainage improvements on Ebenezer Rd	Drainage	County	\$ 23,467.33	\$ 23,467.33	\$ 23,467.33	\$ -	Closed
P037658	Purchase raised pavement markers & cold patch to be placed on county roads	Maintenance	County	\$ 20,000.00	\$ -	\$ -	\$ 20,000.00	
TOTALS				\$ 2,786,631.11	\$ 1,578,726.29	\$ 652,261.59	\$ 1,207,904.82	

EXPENDITURES FOR LOCAL PAVING PROJECTS AS PERCENT OF TOTAL INCOME: 79.21%

STATE ROAD PROJECTS

Project ID#	PROJECT DESCRIPTION	WORK TYPE	RESPONSIBLE AGENCY	BUDGET	EXPENDITURES	CURRENT FISCAL YEAR EXPENDITURES	REMAINING BUDGET	PROJECT STATUS
P027479	Resurface all or a portion of S-70, S-652, S-59 & S-507	Resurface	SCDOT	\$ 418,427.19	\$ 382,850.65	\$ 863.00	\$ 35,576.54	
P028636	Resurface Melody Ln (528), Peacock St (S-880) & Railroad Ave (S-128)	Resurface	SCDOT	\$ 300,250.03	\$ 247,017.48	\$ 228,251.86	\$ 53,232.55	
P029874 (B)	Resurface S-113 & S-21	Resurface	SCDOT	\$ 351,000.00	\$ 263,296.27	\$ 263,296.27	\$ 87,703.73	
P032502 (A)	Resurface Solomon Blatt Ave (SC-3)	Resurface	SCDOT	\$ 142,211.71	\$ 8,888.23	\$ 8,888.23	\$ 133,323.48	
P037707	Match project - install sidewalks from Barnwell Elem School to nearby residential neighborhoods	Sidewalk	SCDOT	\$ 100,000.00	\$ -	\$ -	\$ 100,000.00	
P037842	Resurface James St (S-522) & Janet St (S-343)	Resurface	SCDOT	\$ 269,500.00	\$ -	\$ -	\$ 269,500.00	
TOTALS				\$ 1,581,388.93	\$ 902,052.63	\$ 501,299.36	\$ 679,336.30	

25% OF COUNTY'S APPORTIONMENT OF 'C' FUNDS, BASED ON BIENNIAL AVERAGE: 32.26%

BARNWELL COUNTY - CTC ANNUAL C FUND REPORT
 JULY 1, 2017 - JUNE 30, 2018
 SFY 2015 - 2016 NON-RECURRING FUNDS (H.4230)

Balance of Funds as of July 1, 2017	\$ 2,246,984.51
Income:	
Funds Received for Period July 1, 2017 through June 30, 2018	\$ -
Interest Earned for Period July 1, 2017 through June 30, 2018	\$ 22,659.79
Total Income	<u>\$ 22,659.79</u>
Expenses:	
State Road Project Expenditures	\$ (1,749,989.22)
Total Expenditures	<u>\$ (1,749,989.22)</u>
Balance of Funds as of June 30, 2018	\$ 519,655.08
Funding Commitments:	
State Road Projects	\$ 14,259.59
Total Commitments	<u>\$ 14,259.59</u>
Total Uncommitted Funds Available for New Projects	\$ 505,395.49

STATE ROAD PROJECTS

Project ID#	PROJECT DESCRIPTION	WORK TYPE	RESPONSIBLE AGENCY	BUDGET	EXPENDITURES	CURRENT FISCAL YEAR EXPENDITURES	REMAINING BUDGET	PROJECT STATUS
P029569	Resurface Davis Bridge Rd (S-13)	Resurface	SCDOT	\$ 873,463.03	\$ 859,203.44	\$ 804,612.00	\$ 14,259.59	
P029874	Resurface S-113 & S-21	Resurface	SCDOT	\$ 1,031,802.37	\$ 1,031,802.37	\$ 945,377.22	\$ -	
TOTALS				\$ 1,905,265.40	\$ 1,891,005.81	\$ 1,749,989.22	\$ 14,259.59	

BARNWELL COUNTY - CTC ANNUAL C FUND REPORT
 JULY 1, 2017 - JUNE 30, 2018
 SFY 2016 - 2017 NON-RECURRING FUNDS (P117.135)

Balance of Funds as of July 1, 2017	\$	553,211.07
Income:		
Funds Received for Period July 1, 2017 through June 30, 2018	\$	-
Interest Earned for Period July 1, 2017 through June 30, 2018	\$	9,386.57
Total Income	\$	9,386.57
Expenses:		
State Road Project Expenditures	\$	-
Total Expenditures	\$	-
Balance of Funds as of June 30, 2018	\$	562,597.64
Funding Commitments:		
State Road Projects	\$	-
Total Commitments	\$	-
Total Uncommitted Funds Available for New Projects	\$	562,597.64

STATE ROAD PROJECTS

Project ID#	PROJECT DESCRIPTION	WORK TYPE	RESPONSIBLE AGENCY	BUDGET	EXPENDITURES	CURRENT FISCAL YEAR EXPENDITURES	REMAINING BUDGET	PROJECT STATUS
P032502 (B)	Resurface Solomon Blatt Ave (SC-3)	Resurface	SCDOT	\$ -	\$ -	\$ -	\$ -	-
TOTALS								
				\$ -	\$ -	\$ -	\$ -	-



Certified True and Correct
 Batina Feaster, C Program Manager

Batina Feaster
 Signature

9-4-2018
 Date

CALIFORNIA

Chairman Bill Snipes

CALHOUN COUNTY - CTC ANNUAL C FUND REPORT
 JULY 1, 2017 - JUNE 30, 2018
 RECURRING FUNDS

Balance of Funds as of July 1, 2017		\$	1,678,480.31
Income:			
Funds Received for Period July 1, 2017 through June 30, 2018	\$		681,577.42
Interest Earned for Period July 1, 2017 through June 30, 2018	\$		30,407.10
Total Income		\$	<u>711,984.52</u>
Expenses:			
3% Administrative Fees - FY 17	\$		(21,590.57)
Local Paving Project Expenditures	\$		(120,730.56)
State Road Project Expenditures	\$		(471,433.54)
Total Expenditures		\$	<u>(613,754.67)</u>
Balance of Funds as of June 30, 2018		\$	1,776,710.16
Funding Commitments			
Local Paving Projects	\$		122,217.92
State Road Projects	\$		305,596.02
Total Committed Funds		\$	<u>427,813.94</u>
Total Uncommitted Funds Available for New Projects		\$	1,348,896.22

PAGE 2 PROJECTS FUNDED WITH RECURRING FUNDS

LOCAL PAVING PROJECTS

Project ID#	PROJECT DESCRIPTION	WORK TYPE	RESPONSIBLE AGENCY	BUDGET	TOTAL EXPENDITURES	CURRENT FISCAL YEAR EXPENDITURES	REMAINING BUDGET	PROJECT STATUS
P028484	Pave Deer Meadow Ln, Griffin Ln, Yenny Ln, Lake Marion Dr, Haywood Ln, Raymond Ct & Log Cabin Rd	Paving	County	\$ 1,534,761.77	\$ 1,534,761.77	\$ -	\$ -	Closed
P037036	Engineering services for the paving of Golden Red Ln & Howell Ln	Paving	County	\$ 67,094.60	\$ 41,133.40	\$ 41,133.40	\$ 25,961.20	
P037037	Engineering services for the paving of Mary Joye Ln, Allison Ln, Amy Lyn Ct & Jennifer Ln	Paving	County	\$ 62,036.20	\$ 35,703.94	\$ 35,703.94	\$ 26,332.26	
P037038	Engineering services for the resurfacing of Archangel Ln	Resurface	County	\$ 12,754.08	\$ 2,814.54	\$ 2,814.54	\$ 9,939.54	
P037039	Engineering services for the paving of Banks Ln, & Congaree Ct	Paving	County	\$ 64,654.60	\$ 41,078.68	\$ 41,078.68	\$ 23,575.92	
P037241	PE services for paving 1500' of Paulings Rd	Paving	County	\$ 36,409.00	\$ -	\$ -	\$ 36,409.00	
TOTALS				\$ 1,777,710.25	\$ 1,655,492.33	\$ 120,730.56	\$ 122,217.92	

EXPENDITURES FOR LOCAL PAVING PROJECTS AS PERCENT OF TOTAL INCOME: 17.75%

STATE ROAD PROJECTS

Project ID#	PROJECT DESCRIPTION	WORK TYPE	RESPONSIBLE AGENCY	BUDGET	EXPENDITURES	CURRENT FISCAL YEAR EXPENDITURES	REMAINING BUDGET	PROJECT STATUS
P027466	Widen & resurface S-99 from US-176 to S-127	Resurface	SCDOT	\$ 302,289.72	\$ 246,189.16	\$ 10,708.00	\$ 56,100.56	
P028803 (A)	Resurface & Widen Access Rd (S-416) and Resurface Meeting St (S-55)	Resurface	SCDOT	\$ 293,773.37	\$ 190,088.83	\$ 184,915.46	\$ 103,684.54	
P029113 (B)	Resurface S-24, S-43, S-311, S-185 & S-459	Resurface	SCDOT	\$ 56,576.80	\$ -	\$ -	\$ 56,576.80	
P032469	Widen & resurface US-176 from S-22 to US-601	Resurface	SCDOT	\$ 365,044.20	\$ 275,810.08	\$ 275,810.08	\$ 89,234.12	
TOTALS				\$ 1,017,684.09	\$ 712,088.07	\$ 471,433.54	\$ 305,596.02	

25% OF COUNTY'S APPORTIONMENT OF 'C' FUNDS, BASED ON BIENNIAL AVERAGE: 31.47%

CALHOUN COUNTY - CTC ANNUAL C FUND REPORT
 JULY 1, 2017 - JUNE 30, 2018
 SFY 2015 - 2016 NON-RECURRING FUNDS (H.4230)

Balance of Funds as of July 1, 2017		\$	1,829,833.60
Income:			
Funds Received for Period July 1, 2017 through June 30, 2018	\$	-	
Interest Earned for Period July 1, 2017 through June 30, 2018	\$	13,196.70	
Total Income	\$	<u>13,196.70</u>	
Expenses:			
State Road Project Expenditures	\$	(1,644,690.04)	
Total Expenditures	\$	<u>(1,644,690.04)</u>	
Balance of Funds as of June 30, 2018	\$	198,340.26	
Funding Commitments:			
State Road Projects	\$	165,167.22	
Total Commitments	\$	<u>165,167.22</u>	
Total Uncommitted Funds Available for New Projects	\$	33,173.04	

STATE ROAD PROJECTS

Project ID#	PROJECT DESCRIPTION	WORK TYPE	RESPONSIBLE AGENCY	BUDGET	EXPENDITURES	CURRENT FISCAL YEAR EXPENDITURES	REMAINING BUDGET	PROJECT STATUS
P028803 (B)	Resurface & Widen Access Rd (S-418) and Resurface Meeting St (S-55)	Resurface	SCDOT	\$ 285,644.60	\$ 285,644.60	\$ 254,604.35	\$ -	
P029113 (A)	Resurface S-24, S-43, S-311, S-185 & S-459	Resurface	SCDOT	\$ 1,662,708.22	\$ 1,497,541.00	\$ 1,390,085.89	\$ 165,167.22	
TOTALS				\$ 1,948,352.82	\$ 1,783,185.60	\$ 1,644,690.04	\$ 165,167.22	

CALHOUN COUNTY - CTC ANNUAL C FUND REPORT
JULY 1, 2017 - JUNE 30, 2018
SFY 2016 - 2017 NON-RECURRING FUNDS (P117.135)

Balance of Funds as of July 1, 2017	\$	461,855.11
Income:		
Funds Received for Period July 1, 2017 through June 30, 2018	\$	-
Interest Earned for Period July 1, 2017 through June 30, 2018	\$	7,836.46
Total Income	\$	7,836.46
Expenses:		
State Road Project Expenditures	\$	-
Total Expenditures	\$	-
Balance of Funds as of June 30, 2018	\$	469,691.57
Funding Commitments:		
State Road Projects	\$	-
Total Commitments	\$	-
Total Uncommitted Funds Available for New Projects	\$	469,691.57

STATE ROAD PROJECTS

Project ID#	PROJECT DESCRIPTION	WORK TYPE	RESPONSIBLE AGENCY	BUDGET	EXPENDITURES	CURRENT FISCAL YEAR EXPENDITURES	REMAINING BUDGET	PROJECT STATUS
				\$ -	\$ -	\$ -	\$ -	
TOTALS				\$ -	\$ -	\$ -	\$ -	



Certified True and Correct
 Batina Feaster, C Program Manager

Batina Feaster
 Signature

9-4-2018
 Date

CHESTERFIELD

Chairman Sammie Copeland

CHESTERFIELD COUNTY - CTC ANNUAL C FUND REPORT
JULY 1, 2017 - JUNE 30, 2018
RECURRING FUNDS

Balance of Funds as of July 1, 2017 **\$ 7,291,411.19**

Income:	Funds Received for Period July 1, 2017 through June 30, 2018	\$ 1,535,421.64
	Interest Earned for Period July 1, 2017 through June 30, 2018	\$ 111,136.25
	Total Income	\$ 1,646,557.89

Expenses:	Per Diem FY 16-17	\$ (75.00)
	Per Diem FY 17-18	\$ (4,950.00)
	3% Administrative Fees - FY 17	\$ (49,497.42)
	Local Paving Project Expenditures	\$ (2,760,486.54)
	State Road Project Expenditures	\$ (261,820.63)
	Total Expenditures	\$ (3,076,829.59)

Balance of Funds as of June 30, 2018 **\$ 5,861,139.49**

Funding Commitments:	Local Paving Projects	\$ 3,530,548.38
	State Road Projects	\$ 1,270,372.67
	Total Committed Funds	\$ 4,800,921.05

Total Uncommitted Funds Available for New Projects **\$ 1,060,218.44**

LOCAL PAVING PROJECTS

Project ID#	PROJECT DESCRIPTION	WORK TYPE	RESPONSIBLE AGENCY	BUDGET	TOTAL EXPENDITURES	CURRENT FISCAL YEAR EXPENDITURES	REMAINING BUDGET	PROJECT STATUS
P042412	Construct & Pave County Line Rd.	Paving	County	\$ 371,322.50	\$ 29,877.46	\$ 284.40	\$ 341,445.04	
P027200	Construct & Pave Croft Jones Rd.	Paving	County	\$ 2,240,100.00	\$ 1,960,205.91	\$ 1,889,347.71	\$ 279,894.09	
P028783	Construct Meeting St.	Paving	County	\$ 86,444.00	\$ 2,989.46	\$ 2,989.46	\$ 83,454.54	
P028784	Construct Belmont Dr.	Paving	County	\$ 91,928.00	\$ 4,051.68	\$ 4,051.68	\$ 87,876.32	
P028785	Construct Honeysuckle Lane	Paving	County	\$ 215,109.54	\$ 44,920.70	\$ 247.50	\$ 170,188.84	
P028786	Construct Carley Cr.	Paving	County	\$ 794,923.61	\$ 661,514.62	\$ 602,203.30	\$ 193,408.99	
P028787	Construct Hillcrest Ln	Paving	County	\$ 309,209.00	\$ 14,550.32	\$ 1,774.86	\$ 294,658.68	
P028788	Construct Concrete Parking Lot at Voter Registration Office	Paving	County	\$ 121,400.00	\$ 103,321.79	\$ 103,321.79	\$ 18,078.21	
P028789	Construct Clay Commons	Paving	County	\$ 80,166.00	\$ 2,291.68	\$ 2,291.68	\$ 77,874.32	
P028790	Construct Vickie Ln	Paving	County	\$ 166,258.00	\$ 33,958.99	\$ 1,151.28	\$ 132,299.01	
P028791	Construct McDonald Cr.	Paving	County	\$ 473,113.00	\$ 22,895.51	\$ -	\$ 450,217.49	
P028792	Construct Woodland Dr. & Birdsong Rd.	Paving	County	\$ 317,955.00	\$ 34,101.99	\$ 1,168.28	\$ 283,853.01	
P030138	Purchase Stone for Co dirt roads	Material	County	\$ 200,000.00	\$ 149,322.43	\$ 100,306.87	\$ 50,677.57	
P032314	Resurface McQueen St, Wilkes St, Martin Luther King Dr, Jay Vee Dr & Lochend Ln	Resurface	County	\$ 249,815.00	\$ 16,102.67	\$ 16,102.67	\$ 233,712.33	
P032315	Resurface Joseph St, Fairway Rd, Scenic Ln & Twin Brook	Resurface	County	\$ 675,785.00	\$ 23,324.07	\$ 23,324.07	\$ 652,460.93	
P037135	Pave Town Hall Rd	Paving	Town of Patrick	\$ 102,370.00	\$ 11,920.99	\$ 11,920.99	\$ 90,449.01	
P037201	Road improvements	Resurface	Town of Cheraw	\$ 150,000.00	\$ -	\$ -	\$ 150,000.00	

TOTALS \$ 6,645,898.65 \$ 3,115,350.27 \$ 2,760,486.54 \$ 3,530,548.38

EXPENDITURES FOR LOCAL PAVING PROJECTS AS PERCENT OF TOTAL INCOME: 180.23%

STATE ROAD PROJECTS

Project ID#	PROJECT DESCRIPTION	WORK TYPE	RESPONSIBLE AGENCY		EXPENDITURES	CURRENT FISCAL YEAR EXPENDITURES	REMAINING BUDGET	PROJECT STATUS
P028916	Drainage & Catch Basin Work on US-601 Pegeland	Engineering	SCDOT	\$ 170,395.75	\$ 170,395.75	\$ -	\$ -	Closed
P029825	Construct Sidewalk on Peach Orchard Rd (S-43)	Sidewalk	SCDOT	\$ 76,666.40	\$ 76,666.40	\$ -	\$ -	Closed
P030280 (B)	Resurface S-32,S46,S-54,S-86,S-134,S224,S-341,S-897 & S-20	Resurface	SCDOT	\$ 123,228.72	\$ -	\$ -	\$ 123,228.72	
P030311	Widening of crossover on SC-9 at Chesterfield Co Board of Disabilities	Widening	SCDOT	\$ 165,111.82	\$ 116,009.52	\$ 116,009.52	\$ 49,102.30	
P032207	Upgrade to S-177 (Inglis Rd & W Oak St) for an expansion at Carolina Cannery	Improvement	County	\$ 300,000.00	\$ -	\$ -	\$ 300,000.00	
P032313	Resurface Edisto St (S-708)	Resurface	SCDOT	\$ 113,406.93	\$ 7,087.93	\$ 7,087.93	\$ 106,319.00	
P032533 (B)	Resurface US-601 from SC-9 towards Kershaw	Resurfacing	SCDOT	\$ -	\$ -	\$ -	\$ -	
P033660	Resurface a portion of Center Point Rd (S-77)	Resurface	SCDOT	\$ 414,337.98	\$ 25,896.13	\$ 25,896.13	\$ 388,441.85	
P035961	TAP - match for sidewalk on Market St (SC-9) & Moffat Rd (S-917) in the Town of Cheraw	Sidewalk	SCDOT	\$ 65,476.80	\$ -	\$ -	\$ 65,476.80	
P035962	TAP - match for sidewalk along SC-9 & Hwy 151	Sidewalk	SCDOT	\$ 46,856.25	\$ 46,856.25	\$ 46,856.25	\$ -	
P035963	Bypass, 1300' in the Town of Pegeland	Drainage	SCDOT	\$ 90,100.00	\$ -	\$ -	\$ 90,100.00	
P037200	Install approx. 760' storm drain at S-1395 & S-131	Sidewalk	SCDOT	\$ 65,470.80	\$ 65,470.80	\$ 65,470.80	\$ -	Closed
P037202	TAP - Town of Cheraw - sidewalk improvements on Market St	Resurface	Town of Cheraw	\$ 147,704.00	\$ -	\$ -	\$ 147,704.00	
P037375	Reimb - Resurface S-188 & Clemmons St as it relates to Community Devp. Block Grant	Dedication	SCDOT	\$ 500.00	\$ 500.00	\$ 500.00	\$ -	Closed
	Name the bridge that crosses Teals Mill Pond & Bear Creek along Teals Mill Rd "Teals Mill Memorial Bridge"							
TOTALS				\$ 1,779,255.45	\$ 508,882.78	\$ 261,820.63	\$ 1,270,372.67	

25% OF COUNTY'S APPORTIONMENT OF 'C' FUNDS, BASED ON BIENNIAL AVERAGE:

33.41%

CHESTERFIELD COUNTY - CTC ANNUAL C FUNDS REPORT
 JULY 1, 2017 - JUNE 30, 2018
 SFY 2015 - 2016 NON-RECURRING FUNDS (H.4230)

Balance of Funds as of July 1, 2017	\$	1,685,373.30
Income:		
Funds Received for Period July 1, 2017 through June 30, 2018	\$	-
Interest Earned for Period July 1, 2017 through June 30, 2018	\$	9,844.92
Total Income	\$	<u>9,844.92</u>
Expenses:		
State Road Project Expenditures	\$	<u>(1,316,053.18)</u>
Total Expenditures	\$	(1,316,053.18)
Balance of Funds as of June 30, 2018	\$	379,165.04
Funding Commitments:		
State Road Projects	\$	<u>347,294.25</u>
Total Commitments	\$	347,294.25
Total Uncommitted Funds Available for New Projects	\$	31,870.79

STATE ROAD PROJECTS

Project ID#	PROJECT DESCRIPTION	WORK TYPE	RESPONSIBLE AGENCY	BUDGET	EXPENDITURES	CURRENT FISCAL YEAR EXPENDITURES	REMAINING BUDGET	PROJECT STATUS
P030280 (A)	Resurface S-32,S-46, S-54,S-86,S-134,S-224,S-341,S-897 & S-20	Resurface	SCDOT	\$ 4,420,689.14	\$ 4,073,394.89	\$ 1,316,053.18	\$ 347,294.25	
TOTALS				\$ 4,420,689.14	\$ 4,073,394.89	\$ 1,316,053.18	\$ 347,294.25	

CHESTERFIELD COUNTY - CTC ANNUAL C FUNDS REPORT
 JULY 1, 2017 - JUNE 30, 2018
 SFY 2016 - 2017 NON-RECURRING FUNDS (P117.135)

Balance of Funds as of July 1, 2017		\$	1,040,442.86
Income:			
Funds Received for Period July 1, 2017 through June 30, 2018	\$	-	
Interest Earned for Period July 1, 2017 through June 30, 2018	\$	17,352.26	
Total Income		\$	17,352.26
Expenses:			
State Road Project Expenditures	\$	(63,222.29)	
Total Expenditures		\$	(63,222.29)
Balance of Funds as of June 30, 2018		\$	994,572.83
Funding Commitments:			
State Road Projects	\$	(948,334.28)	
Total Commitments		\$	(948,334.28)
Total Uncommitted Funds Available for New Projects		\$	46,238.55

STATE ROAD PROJECTS

Project ID#	PROJECT DESCRIPTION	WORK TYPE	RESPONSIBLE AGENCY	BUDGET	EXPENDITURES	CURRENT FISCAL YEAR EXPENDITURES	REMAINING BUDGET	PROJECT STATUS
P032533 (A)	Resurface US-601 from SC-9 towards Kershaw	Resurfacing	SCDOT	\$ 1,011,556.57	\$ 63,222.29	\$ 63,222.29	\$ 948,334.28	
TOTALS				\$ 1,011,556.57	\$ 63,222.29	\$ 63,222.29	\$ 948,334.28	



Certified True and Correct
 Batina Feaster, C Program Manager

Batini Feaster
 Signature

9-4-2018
 Date

DARLINGTON

Chairman Willie Pearson

DARLINGTON COUNTY - CTC ANNUAL C FUND REPORT
 JULY 1, 2017 - JUNE 30, 2018
 RECURRING FUNDS

Balance of Funds as of July 1, 2017		\$	2,963,361.41
Income:			
Funds Received for Period July 1, 2017 through June 30, 2018	\$		1,340,685.25
Interest Earned for Period July 1, 2017 through June 30, 2018	\$		56,515.66
Total Income		\$	<u>1,397,200.91</u>
Expenses:			
3% Administrative Fees - FY 17	\$		(42,456.25)
Per Diem Fees - FY 17-18	\$		(4,950.00)
Local Paving Project Expenditures	\$		(642,946.79)
State Road Project Expenditures	\$		138,600.89
Total Expenditures		\$	<u>(551,752.15)</u>
Balance of Funds as of June 30, 2018		\$	3,808,810.17
Funding Commitments:			
Local Paving Projects	\$		263,715.85
State Road Projects	\$		1,276,947.21
Total Committed Funds		\$	<u>1,540,663.06</u>
Total Uncommitted Funds Available for New Projects		\$	2,268,147.11

PROJECTS FUNDED WITH RECURRING FUNDS

LOCAL PAVING PROJECTS

Project ID#	PROJECT DESCRIPTION	WORK TYPE	RESPONSIBLE AGENCY	BUDGET	TOTAL EXPENDITURES	CURRENT FISCAL YEAR EXPENDITURES	REMAINING BUDGET	PROJECT STATUS
P028209	Pave Whipple Landing Dr. From Georgetown Rd. to the Landing, Pave Parking Area	Paving	County	\$ 3,525.00	\$ 3,525.00	\$ 3,525.00	\$ -	Closed
P028317	Construct Robinson Rd	Paving	Town of Lamar	\$ 184,884.98	\$ 184,884.98	\$ 10,773.45	\$ -	Closed
P028848	Construct Pave & Improve Drainage on Cross Swamp Rd Beginning at Tomahawk RD	Paving	County	\$ 406,985.25	\$ 406,985.25	\$ 2,853.56	\$ -	Closed
P029232	Prepare parking lot, Lake Darpo for paving	Paving	County	\$ 81,190.96	\$ 81,190.96	\$ -	\$ -	Closed
P029463	Parking lot improvement at Groom's Bldg in Lamar	Paving	County	\$ 98,377.91	\$ 98,377.91	\$ 76,636.43	\$ -	Closed
P029927	Road improvements to Wait's Place	Improvement	County	\$ 104,489.70	\$ 104,489.70	\$ -	\$ -	Closed
P030057	Pave parking lot in Dovesville	Paving	County	\$ 17,627.41	\$ 17,627.41	\$ -	\$ -	Closed
P030391	Research intersection options at S Sansbury Rd & Blazing Trail Rd.	Research	County	\$ 4,411.10	\$ 4,411.10	\$ 4,411.10	\$ -	Closed
P031389	LPP resurface Pisgah Rd, Nettles RD, Persimmons Dr., E Horse Branch etc.	Paving	County	\$ 834,197.90	\$ 834,197.90	\$ -	\$ -	Closed
P031726	LPP purchase a screen machine with the County of Darlington	Equipment	County	\$ 44,600.00	\$ 44,600.00	\$ 44,600.00	\$ -	Closed
P032414	Pave Underground Branch Rd & Resurface Belle-Aire St.	Resurface	County	\$ 350,147.25	\$ 350,147.25	\$ 350,147.25	\$ -	Closed
P036849	Road improvements to Flat Nose Rd	Improvement	County	\$ 151,938.00	\$ -	\$ -	\$ 151,938.00	
P037205	Resurface Timberchase Dr, Woodpecker Ln, Bob White Ln, N Timberlake Ln, S Timberlake Ln, Pine Haven Dr, Cardinal Ct & Morning Dove Ln	Resurface	County	\$ 150,000.00	\$ 150,000.00	\$ -	\$ -	
P037360	Preliminary survey to determine feasibility of road improvements on Brace Ave, Bruce St & Nicole Cr	Design	County	\$ 2,000.00	\$ -	\$ -	\$ 2,000.00	
P037581	Road improvements including drainage & paving of Lide St, Bracey Ave, Nicole Cr, & Bruce St	Paving	County	\$ 109,777.85	\$ -	\$ -	\$ 109,777.85	

TOTALS \$ 2,544,163.31 \$ 2,280,447.46 \$ 642,946.79 \$ 283,715.85

EXPENDITURES FOR LOCAL PAVING PROJECTS AS PERCENT OF TOTAL INCOME: 48.05%

STATE ROAD PROJECTS

Project ID#	PROJECT DESCRIPTION	WORK TYPE	RESPONSIBLE AGENCY	BUDGET	EXPENDITURES	CURRENT FISCAL YEAR EXPENDITURES	REMAINING BUDGET	PROJECT STATUS
P027483	Resurface S-19 from .08 MI South of SC-340 to .1 MI South of US-401	Resurface	SCDOT	\$ 245,000.00	\$ -	\$ (245,000.00)	\$ 245,000.00	Closed
P028748	Resurface S-908, S-909 & S-1243	Resurface	SCDOT	\$ 213,506.72	\$ 121,684.29	\$ 4,772.00	\$ 91,822.43	
P029853	Wells St Storm Drain Replacement, joint project (S-185)	Improvement	SCDOT	\$ 100,000.00	\$ -	\$ -	\$ 100,000.00	
P030100	Resurface all of portion of S-164, S-1105, S-1106, S-1108, S-1104, S-221, S-166, S-1103, S-109, and S-199	Resurface	SCDOT	\$ 327,649.79	\$ 302,364.99	\$ 14,042.35	\$ 25,284.80	
P030712 (B)	Reclamation of Filins Rd (S-25)	Resurface	SCDOT	\$ -	\$ -	\$ -	\$ -	
P032122 (B)	Resurface W Lydia Hwy (US-15)	Resurface	SCDOT	\$ 9,741.93	\$ -	\$ -	\$ 9,741.93	
P032312 (A)	Resurface Mechanicsville Hwy (S-892)	Resurface	SCDOT	\$ 677,682.81	\$ 87,584.76	\$ 87,584.76	\$ 590,098.05	
P037706	Resurface S-979, S-980, S-982, & S-1252	Resurface	SCDOT	\$ 215,000.00	\$ -	\$ -	\$ 215,000.00	

TOTALS \$ 1,788,581.25 \$ 511,634.04 \$ (138,600.89) \$ 1,276,947.21

25% OF COUNTY'S APPORTIONMENT OF 'C' FUNDS, BASED ON BIENNIAL AVERAGE: 28.45%

DARLINGTON COUNTY - CTC ANNUAL C FUND REPORT
 JULY 1, 2017 - JUNE 30, 2018
 SFY 2015 - 2016 NON-RECURRING FUNDS (H.4230)

Balance of Funds as of July 1, 2017	\$		3,298,049.60
Income:			
Funds Received for Period July 1, 2017 through June 30, 2018	\$	-	
Interest Earned for Period July 1, 2017 through June 30, 2018	\$	32,245.90	
Total Income	\$	<u>32,245.90</u>	
Expenses:			
State Road Project Expenditures	\$	<u>(2,455,640.44)</u>	
Total Expenditures	\$	(2,455,640.44)	
Balance of Funds as of June 30, 2018	\$		874,655.06
Funding Commitments:			
State Road Projects	\$	849,186.67	
Total Commitments	\$	<u>849,186.67</u>	
Total Uncommitted Funds Available for New Projects	\$		25,468.39

STATE ROAD PROJECTS

Project ID#	PROJECT DESCRIPTION	WORK TYPE	RESPONSIBLE AGENCY	BUDGET	EXPENDITURES	CURRENT FISCAL YEAR EXPENDITURES	REMAINING BUDGET	PROJECT STATUS
P029854	Resurface & shoulder paving on Hibiscus R. (S-45)	Resurface	SCDOT	\$ 932,191.26	\$ 889,825.51	\$ 831,563.55	\$ 42,365.75	
P030335	Reclamation of Sally Hill Rd (S-30), Resurface Society Hill Rd (S-133)	Resurface	SCDOT	\$ 1,579,209.13	\$ 1,556,089.81	\$ 989,304.80	\$ 23,119.32	
P030712 (A)	Reclamation of Films Rd. (S-25)	Resurface	SCDOT	\$ 685,800.29	\$ 536,365.43	\$ 536,365.43	\$ 149,434.86	
P032312 (B)	Resurface Mechanicsville Hwy (S-892)	Resurface	SCDOT	\$ 723,673.40	\$ 89,406.66	\$ 89,406.66	\$ 634,266.74	
TOTALS				\$ 3,920,874.08	\$ 3,071,687.41	\$ 2,455,640.44	\$ 849,186.67	

DARLINGTON COUNTY - CTC ANNUAL C FUND REPORT
 JULY 1, 2017 - JUNE 30, 2018
 SFY 2016 - 2017 NON-RECURRING FUNDS (P117.135)

Balance of Funds as of July 1, 2017		\$	908,484.26
Income:			
Funds Received for Period July 1, 2017 through June 30, 2018	\$	-	
Interest Earned for Period July 1, 2017 through June 30, 2018	\$	14,459.73	
Total Income		\$	14,459.73
Expenses:			
State Road Project Expenditures	\$	(817,408.24)	(817,408.24)
Total Expenditures		\$	(817,408.24)
Balance of Funds as of June 30, 2018		\$	105,535.75
Funding Commitments:			
State Road Projects	\$	(89,355.85)	(89,355.85)
Total Commitments		\$	(89,355.85)
Total Uncommitted Funds Available for New Projects		\$	16,179.90

STATE ROAD PROJECTS

Project ID#	PROJECT DESCRIPTION	WORK TYPE	RESPONSIBLE AGENCY	BUDGET	EXPENDITURES	CURRENT FISCAL YEAR EXPENDITURES	REMAINING BUDGET	PROJECT STATUS
P032122 (A)	Resurface W Lydia Hwy (US-15)	Resurfacing	SCDOT	\$ 906,764.09	\$ 817,408.24	\$ 817,408.24	\$ 89,355.85	

TOTALS \$ 906,764.09 \$ 817,408.24 \$ 817,408.24 \$ 89,355.85



Certified True and Correct
Batina Feaster, C Program Manager

Batina Feaster
Signature

9-4-2018
Date

DILLON

Chairman Earl L. Gleason Jr.

DILLON COUNTY - CTC ANNUAL C FUND REPORT
 JULY 1, 2017 - JUNE 30, 2018
 RECURRING FUNDS

Balance of Funds as of July 1, 2017 **\$ 2,468,477.53**

Income:	Funds Received for Period July 1, 2017 through June 30, 2018	\$ 838,864.50
	Interest Earned for Period July 1, 2017 through June 30, 2018	\$ 47,952.27
	Donor Bonus FY 17	\$ 116,953.35
	Total Income	\$ 1,003,770.12

Expenses:	3% Administrative Fees - FY 17	\$ (28,018.59)
	Per Diem FY 17-18	\$ (6,200.00)
	Administrative Fees FY 17-18	\$ (2,000.00)
	Local Paving Project Expenditures	\$ (14,864.11)
	State Road Project Expenditures	\$ (337,096.24)
	Total Expenditures	\$ (388,178.94)

Balance of Funds as of June 30, 2018 **\$ 3,084,068.71**

Funding Commitments:	Local Paving Projects	\$ 983,483.55
	State Road Projects	\$ 2,152,486.93
	Total Committed Funds	\$ 3,135,970.48

Total Uncommitted Funds Available for New Projects **\$ (51,901.77)**

PAGE 2 PROJECTS FUNDED WITH RECURRING FUNDS

LOCAL PAVING PROJECTS

Project ID#	PROJECT DESCRIPTION	WORK TYPE	RESPONSIBLE AGENCY	BUDGET	TOTAL EXPENDITURES	CURRENT FISCAL YEAR EXPENDITURES	REMAINING BUDGET	PROJECT STATUS
P028357	Resurface & Repair Joan Dr. & Lave View Elem Driveway	Resurface	County	\$ 126,915.00	\$ 101,817.39	\$ -	\$ 25,097.61	
P028620	Pave at Lake View High School Cafeteria	Paving	County	\$ 12,000.00	\$ -	\$ -	\$ 12,000.00	
P028997	Paving at Lake View Elementary School Parking Lot	Paving	County	\$ 50,000.00	\$ -	\$ -	\$ 50,000.00	
P029250	Pave County Dirt Rd Gwen Dr.	Paving	County	\$ 715,928.00	\$ 35,962.06	\$ 14,864.11	\$ 679,965.94	
P036998	Pave Grice Ln	Paving	County	\$ 216,420.00	\$ -	\$ -	\$ 216,420.00	
TOTALS				\$ 1,121,263.00	\$ 137,779.45	\$ 14,864.11	\$ 983,483.55	

1.75%

EXPENDITURES FOR LOCAL PAVING PROJECTS AS PERCENT OF TOTAL INCOME:

STATE ROAD PROJECTS

Project ID#	PROJECT DESCRIPTION	WORK TYPE	RESPONSIBLE AGENCY	BUDGET	EXPENDITURES	CURRENT FISCAL YEAR EXPENDITURES	REMAINING BUDGET	PROJECT STATUS
0042571	Pave Lucky Run (S-596), Progress St, Crescent Loop (S-743) & construct sidewalk along S-55	Paving/sidewalk	County	\$ 365,038.98	\$ 365,038.98	\$ -	\$ -	Closed
P028204	Resurface S-106 & S-558. Pavement preservation on S-70, S-200, S-277, S-594, S-639, S-801 and S-543/07	Resurface	SCDOT	\$ 558,633.49	\$ 558,633.49	\$ -	\$ -	Closed
P029221 (A)	Resurface Bascus Rd (S-494) from S-277 to S-484	Resurface	SCDOT	\$ 186,062.92	\$ 186,062.92	\$ (8,995.77)	\$ -	
P030490 (C)	Resurface S-36, S-70, S-484, S-524, S-660, S-662, S-742, S-425, S-192 & S-685	Resurface	SCDOT	\$ 1,462,678.94	\$ 338,516.81	\$ 338,516.81	\$ 1,124,162.13	
P031786	Tree removal at various locations	Tree Removal	SCDOT	\$ 25,000.00	\$ 11,275.20	\$ 7,075.20	\$ 13,724.80	
P031787	Sidewalk repairs at various locations	Sidewalk Repairs	SCDOT	\$ 25,000.00	\$ -	\$ -	\$ 25,000.00	
P032430	Name the portion of Old River Rd from First Loop Rd to SC-41 "Thomas Neal Rogers Highway"	Dedication	SCDOT	\$ 500.00	\$ 500.00	\$ 500.00	\$ -	Closed
P037014	Resurface Carolina Church Rd (S-26)	Resurface	SCDOT	\$ 409,100.00	\$ -	\$ -	\$ 409,100.00	
P037598	Portion of Mt Calvary Rd (S-44) from Arnie Rd to E County Club Dr "Henry T. Smith Memorial Road"	Dedication	SCDOT	\$ 500.00	\$ -	\$ -	\$ 500.00	
P037826	Reclamation of W Fairfield Rd (S-423)	Reconstruction	County	\$ 580,000.00	\$ -	\$ -	\$ 580,000.00	
TOTALS				\$ 3,612,514.33	\$ 1,460,027.40	\$ 337,096.24	\$ 2,152,486.93	

135.19%

25% OF COUNTY'S APPORTIONMENT OF 'C' FUNDS, BASED ON BIENNIAL AVERAGE:

DILLON COUNTY - CTC ANNUAL C FUND REPORT
 JULY 1, 2017 - JUNE 30, 2018
 SFY 2015 - 2016 NON-RECURRING FUNDS (H.4230)

Balance of Funds as of July 1, 2017	\$	1,161,093.22
Income:		
Funds Received for Period July 1, 2017 through June 30, 2018	\$	-
Interest Earned for Period July 1, 2017 through June 30, 2018	\$	13,945.37
Total Income	\$	13,945.37
Expenses:		
State Road Project Expenditures	\$	(695,767.29)
Total Expenditures	\$	(695,767.29)
Balance of Funds as of June 30, 2018	\$	479,271.30
Funding Commitments:		
State Road Projects	\$	159,956.39
Total Commitments	\$	159,956.39
Total Uncommitted Funds Available for New Projects	\$	319,314.91

STATE ROAD PROJECTS

Project ID#	PROJECT DESCRIPTION	WORK TYPE	RESPONSIBLE AGENCY	BUDGET	EXPENDITURES	CURRENT FISCAL YEAR EXPENDITURES	REMAINING BUDGET	PROJECT STATUS
P029128	Reconstruct all or a Portion of S-24, S-36, S-215, S-277, S-307, S-415, S-531, S-678, S-745, S-781, S-792 & S-793	Resurface	SCDOT	\$ 1,552,273.89	\$ 1,398,549.73	\$ 105,715.83	\$ 153,724.16	
P029221 (B)	Resurface Bascus Rd (S-494) from S-277 to S-484	Resurface	SCDOT	\$ 20,000.00	\$ 13,767.77	\$ 13,767.77	\$ 6,232.23	
P030490 (A)	Resurface S-36, S-70, S-484, S-524, S-660, S-662, S-742, S-425, S-192 & S-685	Resurface	SCDOT	\$ 576,283.69	\$ 576,283.69	\$ 576,283.69	\$ -	
TOTALS				\$ 2,148,557.58	\$ 1,988,601.19	\$ 695,767.29	\$ 159,956.39	

DILLON COUNTY - CTC ANNUAL C FUND REPORT
 JULY 1, 2017 - JUNE 30, 2018
 SFY 2016 - 2017 NON-RECURRING FUNDS (P117.135)

Balance of Funds as of July 1, 2017	\$	568,437.07
Income:		
Funds Received for Period July 1, 2017 through June 30, 2018	\$	-
Interest Earned for Period July 1, 2017 through June 30, 2018	\$	9,414.70
Total Income	\$	9,414.70
Expenses:		
State Road Project Expenditures	\$	(567,360.76)
Total Expenditures	\$	(567,360.76)
Balance of Funds as of June 30, 2018	\$	10,491.01
Funding Commitments:		
State Road Projects	\$	-
Total Commitments	\$	-
Total Uncommitted Funds Available for New Projects	\$	10,491.01

STATE ROAD PROJECTS

Project ID#	PROJECT DESCRIPTION	WORK TYPE	RESPONSIBLE AGENCY	BUDGET	EXPENDITURES	CURRENT FISCAL YEAR EXPENDITURES	REMAINING BUDGET	PROJECT STATUS
P030490 (B)	Resurface S-36,S-70,S-484, S-524,S-660,S-662,S-742 & S-685	Resurface	SCDOT	\$ 567,360.76	\$ 567,360.76	\$ 567,360.76	\$ -	
TOTALS				\$ 567,360.76	\$ 567,360.76	\$ 567,360.76	\$ -	



Certified True and Correct
 Batina Feaster, C Program Manager

Batina Feaster
 Signature

9-4-2018
 Date

DORCHESTER

Chairman Webb Charpia, JD

DORCHESTER COUNTY - CTC ANNUAL C FUND REPORT
 JULY 1, 2017 - JUNE 30, 2018
 RECURRING FUNDS

Balance of Funds as of July 1, 2017 **\$ 2,361,654.48**

Income:		\$
Funds Received for Period July 1, 2017 through June 30, 2018	1,640,279.70	
Interest Earned for Period July 1, 2017 through June 30, 2018	38,384.15	
Donor Bonus FY 17	128,163.28	
Total Income	\$ 1,806,827.13	

Expenses:		\$
3% Administrative Fees - FY 17	(50,804.07)	
Bond Repayment FY 17	(147,943.84)	
Administrative Fees FY 17-18	(2,000.00)	
Per Diem FY 16-17	(450.00)	
Per Diem FY 17-18	(5,850.00)	
Local Paving Project Expenditures	(1,351,903.25)	
State Road Project Expenditures	(226,882.00)	
Total Expenditures	\$ (1,785,833.16)	

Balance of Funds as of June 30, 2018 **\$ 2,382,648.45**

Funding Commitments:		\$
Bond Repayment - Due July 2018	145,425.00	
Local Paving Projects	966,692.86	
State Road Projects	1,325,347.63	
Total Committed Funds	\$ 2,437,465.49	

Total Uncommitted Funds Available for New Projects **\$ (54,817.04)**

PROJECTS FUNDED WITH RECURRING FUNDS

LOCAL PAVING PROJECTS

Project ID#	PROJECT DESCRIPTION	WORK TYPE	RESPONSIBLE AGENCY	BUDGET	TOTAL EXPENDITURES	CURRENT FISCAL YEAR EXPENDITURES	REMAINING BUDGET	PROJECT STATUS
P030332	Resurface Swift Ct, Ruston Pl, Huston Dr., Cornwell Ct., Sawtooth Ln, Jigsaw Rd, Wainwright Manor, Fripp Ln, Shenandoah Ct, Pressley Ave, Springview Ln, Evesham Dr, York Ct & Alwyn Blvd	Resurface	Summerville	\$ 243,323.00	\$ 243,323.00	\$ 243,323.00	\$ -	
P032391	Resurface Compton Crossing, Beaverfont Ct, Springbrook Ct, Scalybark Rd, Riverwood Ln, Arrowridge Ct, Wexton Ct, Susan Dr, Dootsie Ct, Trinity Dr, Poplar Ct, Spring Farm Pl, Lewisfield Ct, Summers Alley, Oak Ln, Maple Dr, Sweetgum Rd, Sage Ln, Jared Ln, Drifters Way, McCandy Ln, Sumters Run, Park Forest Pky, Planters Knoll, Thornhill Dr, Carmelton Dr, Ariel Ct, Storey Rd, Pike Dr, Larson Rd, & Lisa Dr.	Resurface	County	\$ 1,108,782.00	\$ 1,108,580.25	\$ 1,108,580.25	\$ 201.75	
P037219	Resurface Carolinian Dr, Blackwater Dr, Capt. Harry Blvd & Whitlow Blvd	Resurface	County	\$ 216,491.11	\$ -	\$ -	\$ 216,491.11	
P037426	Resurface Sandridge Rd, Maxwell Rd, Harley Rd, Walker Rd, Cummings Chapel Rd, Southern Magnolia Entrance, Eagle Run Entrance, Bramwell Dr, Deming Way, Hodge Rd, Clark Ln, Swanson Dr, Lawrence Dr, Thomas Dr, St. Germain Dr, Frank Dr & sections of Park Forest Pkwy	Resurface	County	\$ 750,000.00	\$ -	\$ -	\$ 750,000.00	

TOTALS \$ 2,318,596.11 \$ 1,351,903.25 \$ 1,351,903.25 \$ 966,692.86

EXPENDITURES FOR LOCAL PAVING PROJECTS AS PERCENT OF TOTAL INCOME: 82.08%

STATE ROAD PROJECTS

Project ID#	PROJECT DESCRIPTION	WORK TYPE	RESPONSIBLE AGENCY	BUDGET	EXPENDITURES	CURRENT FISCAL YEAR EXPENDITURES	REMAINING BUDGET	PROJECT STATUS
P039334	Phase I Eagle-Chandler Bridge Creek Trail Project	Enhancement	SCDOT	\$ 17,200.00	\$ -	\$ (14,200.00)	\$ 17,200.00	
P030333	Resurface S-187, S-220, S-273, S-172/447 & S-876 Portion of Old Orangeburg Rd (S-22) from W Butternut Rd to Willow Oaks Ln "Coach Pat Eidson Way"	Resurface	Summerville	\$ 240,582.00	\$ 240,582.00	\$ 240,582.00	\$ -	
P032226	Reimb - Intersection improvement at W Jim Wilton Blvd (US-78) and Doyle St (S-838)	Dedication	SCDOT	\$ 500.00	\$ 500.00	\$ 500.00	\$ -	Closed
P032282	Name the intersection of Legare Rd & Jim Bilton Blvd	Intersection	County	\$ 260,000.00	\$ -	\$ -	\$ 260,000.00	
P032429	"Claude Major, Jr. Intersection"	Dedication	SCDOT	\$ 500.00	\$ 500.00	\$ -	\$ -	Closed
P032501	Resurface S-558, S-612 & S-613	Resurface	SCDOT	\$ 204,000.00	\$ -	\$ -	\$ 204,000.00	
P037067 (A)	Resurface a portion of SC-642	Resurface	SCDOT	\$ 844,147.63	\$ -	\$ -	\$ 844,147.63	

TOTALS \$ 1,566,929.63 \$ 241,582.00 \$ 226,882.00 \$ 1,325,347.63

25% OF COUNTY'S APPORTIONMENT OF 'C' FUNDS, BASED ON BIENNIAL AVERAGE: 36.81%

DORCHESTER COUNTY - CTC ANNUAL C FUND REPORT
 JULY 1, 2017 - JUNE 30, 2018
 SFY 2015 - 2016 NON-RECURRING FUNDS (H.4230)

Balance of Funds as of July 1, 2017	\$	4,800,483.07
Income:		
Funds Received for Period July 1, 2017 through June 30, 2018	\$	-
Interest Earned for Period July 1, 2017 through June 30, 2018	\$	70,732.20
Total Income	\$	<u>70,732.20</u>
Expenses:		
State Road Project Expenditures	\$	(2,143,881.58)
Total Expenditures	\$	<u>(2,143,881.58)</u>
Balance of Funds as of June 30, 2018	\$	2,727,333.69
Funding Commitments:		
State Road Projects	\$	2,389,530.42
Total Commitments	\$	<u>2,389,530.42</u>
Total Uncommitted Funds Available for New Projects	\$	337,803.27

STATE ROAD PROJECTS

Project ID#	PROJECT DESCRIPTION	WORK TYPE	RESPONSIBLE AGENCY	BUDGET	EXPENDITURES	CURRENT FISCAL YEAR EXPENDITURES	REMAINING BUDGET	PROJECT STATUS
P029496	Resurface S-160,S-72,S207,S-562,S-579,S-458,S-855 etc.	Resurface	SCDOT	\$ 3,804,000.00	\$ 2,143,881.58	\$ 2,143,881.58	\$ 1,660,118.42	
P032390	Resurface S-65, S-121, & S-186	Resurface	Summerville	\$ 729,412.00	\$ -	\$ -	\$ 729,412.00	
TOTALS				\$ 4,533,412.00	\$ 2,143,881.58	\$ 2,143,881.58	\$ 2,389,530.42	

DORCHESTER COUNTY - CTC ANNUAL C FUND REPORT
 JULY 1, 2017 - JUNE 30, 2018
 SFY 2016 - 2017 NON-RECURRING FUNDS (P117.135)

Balance of Funds as of July 1, 2017		\$	1,111,497.49
Income:			
Funds Received for Period July 1, 2017 through June 30, 2018	\$	-	
Interest Earned for Period July 1, 2017 through June 30, 2018	\$	18,859.24	
Total Income	\$	18,859.24	
Expenses:			
State Road Project Expenditures	\$	-	
Total Expenditures	\$	-	
Balance of Funds as of June 30, 2018	\$	1,130,356.73	
Funding Commitments:			
State Road Projects	\$	30,000.00	
Total Commitments	\$	30,000.00	
Total Uncommitted Funds Available for New Projects	\$	1,100,356.73	

STATE ROAD PROJECTS

Project ID#	PROJECT DESCRIPTION	WORK TYPE	RESPONSIBLE AGENCY	BUDGET	EXPENDITURES	CURRENT FISCAL YEAR EXPENDITURES	REMAINING BUDGET	PROJECT STATUS
P030685	Resurface & widen Delmar Hwy (SC-165)	Resurface	County	-	-	-	-	
P037067 (B)	Resurface a portion of SC-642	Resurface	SCDOT	30,000.00	-	-	30,000.00	Deleted
TOTALS				\$ 30,000.00	\$ -	\$ -	\$ 30,000.00	



Certified True and Correct
 Batina Feaster, C Program Manager

Batina Feaster
 Signature

9-4-2018
 Date

FAIRFIELD

Chairman David R. Williams

FAIRFIELD COUNTY - CTC ANNUAL C FUND REPORT
 JULY 1, 2017 - JUNE 30, 2018
 RECURRING FUNDS

Balance of Funds as of July 1, 2017 **\$ 1,140,448.11**

Income:		
Funds Received for Period July 1, 2017 through June 30, 2018	\$ 1,078,540.08	
Interest Earned for Period July 1, 2017 through June 30, 2018	\$ 15,179.77	
Total Income	\$ 1,093,719.85	

Expenses:		
3% Administrative Fees - FY 17	\$ (33,035.68)	
Local Paving Project Expenditures	\$ (792,707.30)	
State Road Project Expenditures	\$ (438,251.26)	
Total Expenditures	\$ (1,263,994.24)	

Balance of Funds as of June 30, 2018 **\$ 970,173.72**

Funding Commitments:		
Local Paving Projects	\$ 653,300.61	
State Road Projects	\$ 128,433.02	
Total Committed Funds	\$ 781,733.63	

Total Uncommitted Funds Available for New Projects **\$ 188,440.09**

PROJECTS FUNDED WITH RECURRING FUNDS

LOCAL PAVING PROJECTS

Project ID#	PROJECT DESCRIPTION	WORK TYPE	RESPONSIBLE AGENCY	BUDGET	TOTAL EXPENDITURES	CURRENT FISCAL YEAR EXPENDITURES	REMAINING BUDGET	PROJECT STATUS
P030606	Initial work on 2017 road paving program	Resurface	County	\$ 750,000.00	\$ 692,005.62	\$ 655,513.53	\$ 57,994.38	
P034745	Purchase mini excavation with ditching bucket to maintain ditches on county paved roads	Equipment	County	\$ 32,500.00	\$ 32,500.00	\$ 32,500.00	\$ -	Closed
P037034	Develop roads for 2018 Co Paving Program	Paving	County	\$ 50,000.00	\$ 37,124.76	\$ 37,124.76	\$ 12,875.24	
P037610	Resurface Waterree Creek Valley, Blue Bird Ln, Spencer Rd, Wynne Ln, Scarlet Ln, Royal Hills Ext, Royal Hills Cr Ext, Chance Ln, Braseley Cr, Roddy Dairy Ln, Serenity Ln, Samis Dr, Taylor Rd, Winesap Ln, Winesap Rd, Moore Rd, Broach Ln, Windermere Dr, Lavinia Ln & Orchard Dr	Resurface	County	\$ 650,000.00	\$ 67,569.01	\$ 67,569.01	\$ 582,430.99	
TOTALS				\$ 1,482,500.00	\$ 829,199.39	\$ 792,707.30	\$ 653,300.61	

72.75%

EXPENDITURES FOR LOCAL PAVING PROJECTS AS PERCENT OF TOTAL INCOME:

STATE ROAD PROJECTS

Project ID#	PROJECT DESCRIPTION	WORK TYPE	RESPONSIBLE AGENCY	BUDGET	EXPENDITURES	CURRENT FISCAL YEAR EXPENDITURES	REMAINING BUDGET	PROJECT STATUS
P028333	Resurface Syrup Mill Rd (S-93/115)	Resurface	SCDOT	\$ 80,922.00	\$ 80,922.00	\$ -	\$ -	
P028804	Sidewalk Adjacent to SC-215	Sidewalk	SCDOT	\$ 50,000.00	\$ 50,000.00	\$ -	\$ -	
P029378 (B)	Reclamation/Resurface of Landis Rd and Old 21 (S-48)	Resurface	SCDOT	\$ 179,930.95	\$ 179,930.95	\$ -	\$ -	
P030607 (C)	Resurface S-21 from Longtown Rd - US-21	Resurface	County	\$ 93,401.30	\$ 81,521.07	\$ 81,521.07	\$ 11,880.23	
P032528	TAP sidewalk project for the Town of Ridgeway	Sidewalk	County	\$ 25,000.00	\$ -	\$ -	\$ 25,000.00	
P032529	Reclamation & Resurfacing of W High St (S-111)	Resurface	County	\$ 354,517.54	\$ 354,517.54	\$ 354,517.54	\$ -	Closed
P034746	TAP - repair/replace sidewalk along state roads in the Town of Ridgeway	Sidewalk	County	\$ 18,765.44	\$ -	\$ -	\$ 18,765.44	
P037246	Pave & related work on Broome Mill Rd (S-323)	Resurface	County	\$ 75,000.00	\$ 2,212.65	\$ 2,212.65	\$ 72,787.35	
TOTALS				\$ 877,537.23	\$ 749,104.21	\$ 438,251.26	\$ 128,433.02	

25.00%

25% OF COUNTY'S APPORTIONMENT OF 'C' FUNDS, BASED ON BIENNIAL AVERAGE:

FAIRFIELD COUNTY - CTC ANNUAL C FUND REPORT
 JULY 1, 2017 - JUNE 30, 2018
 SFY 2015 - 2016 NON-RECURRING FUNDS (H.4230)

Balance of Funds as of July 1, 2017	\$	(340,226.70)
Income:		
Funds Received for Period July 1, 2017 through June 30, 2018	\$	-
Interest Earned for Period July 1, 2017 through June 30, 2018	\$	33.06
Total Income	\$	33.06
Expenses:		
State Road Project Expenditures	\$	340,215.87
Total Expenditures	\$	340,215.87
Balance of Funds as of June 30, 2018	\$	22.23
Funding Commitments:		
State Road Projects	\$	-
Total Commitments	\$	-
Total Uncommitted Funds Available for New Projects	\$	22.23

STATE ROAD PROJECTS

Project ID#	PROJECT DESCRIPTION	WORK TYPE	RESPONSIBLE AGENCY	BUDGET	EXPENDITURES	CURRENT FISCAL YEAR EXPENDITURES	REMAINING BUDGET	PROJECT STATUS
P029378	Reclamation/Resurface of Landis Rd (S-48) and Old 21 (S-21)	Resurface	SCDOT	\$ 2,598,668.38	\$ 2,598,668.38	\$ -	\$ -	
P030607 (B)	Resurface S-21 from Longtown Rd - US-21	Resurface	County	\$ 499,040.36	\$ 499,040.36	\$ (340,215.87)	\$ -	

TOTALS \$ 3,097,708.74 \$ 3,097,708.74 \$ (340,215.87) \$ -

FAIRFIELD COUNTY - CTC ANNUAL C FUND REPORT
 JULY 1, 2017 - JUNE 30, 2018
 SFY 2016 - 2017 NON-RECURRING FUNDS (P117.135)

Balance of Funds as of July 1, 2017	\$	730,847.66
Income:		
Funds Received for Period July 1, 2017 through June 30, 2018	\$	-
Interest Earned for Period July 1, 2017 through June 30, 2018	\$	1,748.17
Total Income	\$	1,748.17
Expenses:		
State Road Project Expenditures	\$	(732,558.34)
Total Expenditures	\$	(732,558.34)
Balance of Funds as of June 30, 2018	\$	37.49
Funding Commitments:		
State Road Projects	\$	-
Total Commitments	\$	-
Total Uncommitted Funds Available for New Projects	\$	37.49

STATE ROAD PROJECTS

Project ID#	PROJECT DESCRIPTION	WORK TYPE	RESPONSIBLE AGENCY	BUDGET	EXPENDITURES	CURRENT FISCAL YEAR EXPENDITURES	REMAINING BUDGET	PROJECT STATUS
P030607 (A)	Resurface S-21 from Longtown Rd - US-21	Resurface	County	\$ 732,558.34	\$ 732,558.34	\$ 732,558.34	\$ -	
TOTALS				\$ 732,558.34	\$ 732,558.34	\$ 732,558.34	\$ -	



Certified True and Correct
 Batina Feaster, C Program Manager

Batina Feaster
 Signature

9-4-2018
 Date

FLORENCE

Chairman Sherwin Welch

FLORENCE COUNTY - CTC ANNUAL C FUND REPORT
 JULY 1, 2017 - JUNE 30, 2018
 RECURRING FUNDS

Balance of Funds as of July 1, 2017 \$ **4,657,628.96**

Income:

Funds Received for Period July 1, 2017 through June 30, 2018	\$ 2,097,161.26
Interest Earned for Period July 1, 2017 through June 30, 2018	\$ 70,963.83
Donor Bonus FY 17	\$ 487,292.20
	<u>\$ 2,655,417.29</u>

Expenses:

3% Administrative Fees - FY 17	\$ (68,998.28)
Per Diem FY17-18	\$ (1,425.00)
Local Paving Project Expenditures	\$ (550,598.82)
State Road Project Expenditures	\$ (2,740,777.91)
Total Expenditures	<u>\$ (3,361,800.01)</u>

Balance of Funds as of June 30, 2018 \$ **3,951,246.24**

Funding Commitments:

Local Paving Projects	\$ 335,921.95
State Road Projects	\$ 3,738,368.05
Total Committed Funds	<u>\$ 4,074,290.00</u>

Total Uncommitted Funds Available for New Projects \$ **(123,043.76)**

PROJECTS FUNDED WITH RECURRING FUNDS

LOCAL PAVING PROJECTS

Project ID#	PROJECT DESCRIPTION	WORK TYPE	RESPONSIBLE AGENCY	BUDGET	TOTAL EXPENDITURES	CURRENT FISCAL YEAR EXPENDITURES	REMAINING BUDGET	PROJECT STATUS
P029908	Resurface Timrod Park Dr & Yellowstone Dr.	Resurface	City of Florence	\$ 287,820.77	\$ 287,820.77	\$ 287,820.77	\$ -	Closed
P031785	Resurface Buchanan Dr., Millstone Dr., & Frontage	Resurface	City of Florence	\$ 268,700.00	\$ 262,778.05	\$ 262,778.05	\$ 5,921.95	
P032159	Resurface Bentree Ln	Resurface	City of Florence	\$ 130,000.00	\$ -	\$ -	\$ 130,000.00	
P037809	Repair/improve roadway entrance at Veteran Affair's Bldg off Sally Hill Farms Blvd	Repair/improve	County	\$ 200,000.00	\$ -	\$ -	\$ 200,000.00	

TOTALS \$ 886,520.77 \$ 550,598.82 \$ 550,598.82 \$ 335,921.95

EXPENDITURES FOR LOCAL PAVING PROJECTS AS PERCENT OF TOTAL INCOME: 26.02%

STATE ROAD PROJECTS

Project ID#	PROJECT DESCRIPTION	WORK TYPE	RESPONSIBLE AGENCY	BUDGET	EXPENDITURES	CURRENT FISCAL YEAR EXPENDITURES	REMAINING BUDGET	PROJECT STATUS
P028393	Resurface Campbranch Rd (S-56) & Big Swamp Rd (S-164)	Resurface	SCDOT	\$ 1,238,766.82	\$ 1,106,334.34	\$ 3,481.50	\$ 132,432.48	
P028544	Intersection of N Old Georgetown Rd & US-378 "Deputy Joseph C. Antwine Memorial Intersection"	Dedication	SCDOT	\$ 500.00	\$ -	\$ -	\$ 500.00	
P028623	Oakland Ave from Norfolk st. to Wilson Rd "Reverend Dr. Vandroth Backus Way - A Montford Point Martine"	Dedication	SCDOT	\$ 500.00	\$ 500.00	\$ 500.00	\$ -	Closed
P028819	Install Pipe on Matthews Rd (S-278) from SC-341 to S-1425	Install Pipe	SCDOT	\$ 1,125,768.75	\$ 1,025,721.37	\$ -	\$ 100,047.38	
P029478	Resurface S-234, S-869, S-926, S-1044, SC-327, S-291, S-1045 etc	Resurface	SCDOT	\$ 1,394,117.09	\$ 1,214,546.61	\$ 427,754.14	\$ 119,570.48	
P029745	Portion of SC-51 that runs 200Yds North & 200 Yds South of Elizabeth Baptist Church "Reverend Solomon Eaddy Sr. Highway"	Dedication	SCDOT	\$ 500.00	\$ 500.00	\$ 500.00	\$ -	Closed
P029791	Resurface Seven Mile Rd (S-105) & Gaillard St (S-153)	Resurface	SCDOT	\$ 576,047.61	\$ 367,551.47	\$ 331,548.50	\$ 208,496.14	
P030105	Portion of Alligator Rd from Savannah Grove Rd to Whippoorwill Rd "Dr. Ralph W. Canty, Sr. Highway"	Dedication	SCDOT	\$ 500.00	\$ 500.00	\$ 500.00	\$ -	Closed
P030148	Resurface S-829, S-875, & S-1283	Resurface	SCDOT	\$ 229,414.01	\$ 229,414.01	\$ 151,741.89	\$ -	
P030286	Portion of US-76 from Timmonsville City Limit to I-95 "Reverend Dr. Henry B. Peoples Highway"	Dedication	SCDOT	\$ 500.00	\$ 500.00	\$ 500.00	\$ -	Closed
P030287	Portion of Pamlico Hwy from Flowers Rd to Branch Rd "Chief Apostle Fred Graham Highway"	Dedication	SCDOT	\$ 500.00	\$ -	\$ -	\$ 500.00	
P030288	Portion of Pine St from S church St. to S Jeffords St. in the City of Florence "Edward 'Ed' Robinson Way"	Dedication	SCDOT	\$ 500.00	\$ 500.00	\$ 500.00	\$ -	Closed
P031899	Resurface N Coit (US-52 Conr)	Resurface	SCDOT	\$ 818,939.53	\$ 284,527.35	\$ 233,343.63	\$ 534,412.18	

STATE ROAD PROJECTS (Continued)

Project ID#	PROJECT DESCRIPTION	WORK TYPE	RESPONSIBLE AGENCY	BUDGET	EXPENDITURES	CURRENT FISCAL YEAR EXPENDITURES	REMAINING BUDGET	PROJECT STATUS
P032236	Portion of 7 Mile Rd from SC-51 to N Old River Rd "Corporal Thomas William Spears Memorial Rd"	Dedication	SCDOT	\$ 500.00	\$ 500.00	\$ 500.00	\$ -	Closed
P032278	Resurface N Edisto Dr (S-172), Pineland Ave (S-209) & Pine Needles Rd (S-650)	Resurface	SCDOT	\$ 526,532.05	\$ 32,908.25	\$ 32,908.25	\$ 493,623.80	
P032279 (B)	Resurface Francis Marion Rd (SC-327)	Resurface	SCDOT	\$ 179,614.63	\$ -	\$ -	\$ 179,614.63	
P032280	Construct turn lanes on US-76 at the intersection with S-1381	Turn Lanes	SCDOT	\$ 850,000.00	\$ 55,000.00	\$ 55,000.00	\$ 795,000.00	Hold
P032445	Bridge on Old River Rd that crosses Barfield Mill Creek "William Clyde Graham Bridge"	Dedication	SCDOT	\$ 500.00	\$ 500.00	\$ 500.00	\$ -	Closed
P032446	Wilson Rd from Irby St to Oakland Ave "Elder Elijah Green Way"	Dedication	SCDOT	\$ 500.00	\$ 500.00	\$ 500.00	\$ -	Closed
P032447	Bridge on US-76 over Jefferies Creek "John 'Jack' Moulton Robinson, Jr. Bridge"	Dedication	SCDOT	\$ 500.00	\$ 500.00	\$ 500.00	\$ -	Closed
P034717	Intersection improvement at I-20 spur & Bentree Ln & at US-76 & Bentree Ln	Intersection Improvement	SCDOT	\$ 1,500,000.00	\$ 1,500,000.00	\$ 1,500,000.00	\$ -	
P035914 (B)	Resurface all or a portion of S-329, S-630, S-1273, S-1295, S-1558 & S-1564	Resurface	SCDOT	\$ 288,670.96	\$ -	\$ -	\$ 288,670.96	
P037504	Portion of E Cheves St from E Palmetto St to Dargan St "James M. Keith Boulevard"	Dedication	SCDOT	\$ 500.00	\$ 500.00	\$ 500.00	\$ -	Closed
P037597	Portion of N McQueen St (S-953) from W Lucas St to W Sumter St "Reverend Edward Hezekiah Thomas Way"	Dedication	SCDOT	\$ 500.00	\$ -	\$ -	\$ 500.00	
P037788	Resurface S-269, S-577 & S-888	Resurface	SCDOT	\$ 885,000.00	\$ -	\$ -	\$ 885,000.00	

TOTALS \$ 9,569,371.45 \$ 5,821,003.40 \$ 2,740,777.91 \$ 3,738,368.05

25% OF COUNTY'S APPORTIONMENT OF 'C' FUNDS, BASED ON BIENNIAL AVERAGE: 120.44%

FLORENCE COUNTY - CTC ANNUAL C FUND REPORT
 JULY 1, 2017 - JUNE 30, 2018
 SFY 2015 - 2016 NON-RECURRING FUNDS (H.4230)

Balance of Funds as of July 1, 2017	\$	4,263,827.51
Income:		
Funds Received for Period July 1, 2017 through June 30, 2018	\$	-
Interest Earned for Period July 1, 2017 through June 30, 2018	\$	38,912.30
Total Income	\$	<u>38,912.30</u>
Expenses:		
State Road Project Expenditures	\$	<u>(3,267,472.76)</u>
Total Expenditures	\$	(3,267,472.76)
Balance of Funds as of June 30, 2018	\$	1,035,267.05
Funding Commitments		
State Road Projects	\$	996,354.75
Total Commitments	\$	<u>996,354.75</u>
Total Uncommitted Funds Available for New Projects	\$	38,912.30

STATE ROAD PROJECTS

Project ID#	PROJECT DESCRIPTION	WORK TYPE	RESPONSIBLE AGENCY	BUDGET	EXPENDITURES	CURRENT FISCAL YEAR EXPENDITURES	REMAINING BUDGET	PROJECT STATUS
P029479	Resurface Old Wallace Greg Rd & Sally Hill Rd (S-918)	Resurface	SCDOT	\$ 1,569,475.54	\$ 1,365,930.66	\$ 118,305.88	\$ 203,544.68	
P029792	Resurface S-537, S-147, S-55 & S-488	Resurface	SCDOT	\$ 2,667,461.22	\$ 2,622,353.74	\$ 2,109,858.88	\$ 45,107.48	
P031900	Resurface S-1295, S-237, S-575, S-46 & S-167	Resurface	SCDOT	\$ 1,571,926.98	\$ 1,137,553.43	\$ 1,039,308.00	\$ 434,373.55	
P036914 (A)	Resurface all or a portion of S-329, S-830, S-1273, S-1295, S-1558 & S-1564	Resurface	SCDOT	\$ 313,329.04	\$ -	\$ -	\$ 313,329.04	
TOTALS				\$ 6,122,192.78	\$ 5,125,838.03	\$ 3,267,472.76	\$ 996,354.75	

FLORENCE COUNTY - CTC ANNUAL C FUND REPORT
 JULY 1, 2017 - JUNE 30, 2018
 SFY 2016 - 2017 NON-RECURRING FUNDS (P117.135)

Balance of Funds as of July 1, 2017	\$ 1,421,092.69
Income:	
Funds Received for Period July 1, 2017 through June 30, 2018	\$ -
Interest Earned for Period July 1, 2017 through June 30, 2018	\$ 23,212.88
Total Income	<u>\$ 23,212.88</u>
Expenses:	
State Road Project Expenditures	\$ (88,531.42)
Total Expenditures	<u>\$ (88,531.42)</u>
Balance of Funds as of June 30, 2018	\$ 1,355,774.15
Funding Commitments:	
State Road Projects	\$ (1,327,971.32)
Total Commitments	<u>\$ (1,327,971.32)</u>
Total Uncommitted Funds Available for New Projects	\$ 27,802.83

STATE ROAD PROJECTS

Project ID#	PROJECT DESCRIPTION	WORK TYPE	RESPONSIBLE AGENCY	BUDGET	EXPENDITURES	CURRENT FISCAL YEAR EXPENDITURES	REMAINING BUDGET	PROJECT STATUS
P032279 (A)	Resurface Francis Marion Rd (SC-327)	Resurface	SCDOT	\$ 1,416,502.74	\$ 88,531.42	88,531.42	\$ 1,327,971.32	
TOTALS				\$ 1,416,502.74	\$ 88,531.42	88,531.42	\$ 1,327,971.32	



Certified True and Correct
 Batina Feaster, C Program Manager

Batina Feaster

Signature

9-4-2018

Date

GEORGETOWN

Chairman Woodrow Doby

GEORGETOWN COUNTY - CTC ANNUAL C FUND REPORT
 JULY 1, 2017 - JUNE 30, 2018
 RECURRING FUNDS

Balance of Funds as of July 1, 2017 **\$ 4,588,411.66**

Income:	Funds Received for Period July 1, 2017 through June 30, 2018	\$ 1,512,952.05
	Interest Earned for Period July 1, 2017 through June 30, 2018	\$ 79,476.36
	Total Income	\$ 1,592,428.41

Expenses:	3% Administrative Fees - FY 17	\$ (47,900.21)
	Local Paving Project Expenditures	\$ (524,489.35)
	State Road Project Expenditures	\$ (574,921.32)
	Total Expenditures	\$ (1,147,310.88)

Balance of Funds as of June 30, 2018 **\$ 5,033,529.19**

Funding Commitments:	Local Paving Projects	\$ 2,832,835.33
	State Road Projects	\$ 1,847,044.93
	Total Committed Funds	\$ 4,679,880.26

Total Uncommitted Funds Available for New Projects **\$ 353,648.93**

LOCAL PAVING PROJECTS

Project ID#	PROJECT DESCRIPTION	WORK TYPE	RESPONSIBLE AGENCY	BUDGET	TOTAL EXPENDITURES	CURRENT FISCAL YEAR EXPENDITURES	REMAINING BUDGET	PROJECT STATUS
P029022	Pave Co roads Maidenbush Rd, Proverbs Ln, Rufus Loop, Lawhorn Loop etc.	Paving	County	\$ 1,423,683.33	\$ 177,121.55	\$ 55,443.00	\$ 1,246,561.78	
P029414	Provide Wear Deck Resurfacing & Maintenance to the 4 bridges on Summergate Rd.	resurface	County	\$ 236,202.00	\$ 236,202.00	\$ 219,352.00	\$ -	Closed
P029415	Pave James Dr & Miller Rd	Paving	County	\$ 325,000.00	\$ 34,370.75	\$ 17,370.75	\$ 290,629.25	
P029653	Resurface Grate Ave, Brown Bark Ln, S First St etc	Resurface	County	\$ 668,800.00	\$ 423,528.20	\$ 19,650.00	\$ 245,271.80	
P030559	Construct Ethel Tr & Evans Place	Paving	County	\$ 449,000.00	\$ 47,692.50	\$ 10,765.00	\$ 401,307.50	
P030560	PE for plans/options for drainage & shoulder improvements on Grate Ave	Survey	County	\$ 23,350.00	\$ 23,350.00	\$ 20,661.60	\$ -	
P030561	Install reflective pvmt markers on Center Rd	Maintenance	County	\$ 5,000.00	\$ -	\$ -	\$ 5,000.00	
P030852	Resurface Goude Rd, Lachicotte Dr & Waverly Rd.	Resurface	County	\$ 181,247.00	\$ 181,247.00	\$ 181,247.00	\$ -	Closed
P036894	Asphalt repairs and/or pavement markers on Deer Springs Loop, Meadow St, Pond Rd & Mandarin Ct	Maintenance	County	\$ 23,542.00	\$ -	\$ -	\$ 23,542.00	
P037110	Pave Cove Lane	Paving	County	\$ 283,523.00	\$ -	\$ -	\$ 283,523.00	
P037582	Pave Sandy Knowe Ln	Paving	County	\$ 337,000.00	\$ -	\$ -	\$ 337,000.00	
TOTALS				\$ 3,956,347.33	\$ 1,123,512.00	\$ 524,489.35	\$ 2,832,835.33	

EXPENDITURES FOR LOCAL PAVING PROJECTS AS PERCENT OF TOTAL INCOME:

34.59%

PAGE 3 PROJECTS FUNDED WITH RECURRING FUNDS

STATE ROAD PROJECTS

Project ID#	PROJECT DESCRIPTION	WORK TYPE	RESPONSIBLE AGENCY	BUDGET	EXPENDITURES	CURRENT FISCAL YEAR EXPENDITURES	REMAINING BUDGET	PROJECT STATUS
P027667	Resurface all/or portion of S-310, S-831, S-279, S-578, S-64, S-143, S-67, S-58 & S-834	Resurface	SCDOT	\$ 1,572,104.62	\$ 1,572,104.62	\$ -	\$ -	Closed
P028854	Portion of S-6 from Georgetown/Williamsburg Co Line to rose Hill church Near S-585 "John James Snow II and John James Snow III (Bubber) Highway"	Dedication	SCDOT	\$ 250.00	\$ 250.00	\$ 250.00	\$ -	Closed
P029697	Construct Acceleration & Deceleration Lanes along US-17 at the entrance to Applegate Ct near Murrells Inlet	Improvement	SCDOT	\$ 355,099.11	\$ 264,202.73	\$ 244,317.18	\$ 90,886.38	
P029704 (B)	Resurface Choppee Rd (S-4) & Powell Rd (S-24)	Resurface	SCDOT	\$ 1,104,846.95	\$ -	\$ -	\$ 1,104,846.95	
P030290	Portion of Sims St in City of Georgetown From N Congdon St to N Merriman Rd "Marine Corporal Nathaniel Jackson Memorial Street"	Dedication	SCDOT	\$ 500.00	\$ 500.00	\$ 500.00	\$ -	Closed
P030589	Resurface S-77 & S-101 in Town of Andrews	Resurface	SCDOT	\$ 498,541.34	\$ 217,239.74	\$ 186,080.91	\$ 281,301.60	
P032162 (B)	Resurface US-17	Resurface	SCDOT	\$ 69,964.04	\$ 69,964.04	\$ 93,273.23	\$ -	
P032222	Reimb - Construct 4 crosswalks across US-17 Bus in Murrells Inlet	Crosswalks	County	\$ 50,000.00	\$ 50,000.00	\$ 50,000.00	\$ -	Closed
P037222	Resurface a portion Old Kings Hwy (S-1057) Signalization, resurfacing & striping on Old Kings Hwy (S-394), Hwy 17 Bypass (US-17), Riverwood Dr (S-1018) and Macklen Ave (S-559)	Resurface	SCDOT	\$ 100,000.00	\$ -	\$ -	\$ 100,000.00	
P037474	Portion of N Causeway Dr (S-46) from US-17 to Myrtle Ave "Linwood Altman Causeway"	Improvement	County	\$ 270,000.00	\$ -	\$ -	\$ 270,000.00	
P037505		Dedication	SCDOT	\$ 500.00	\$ 500.00	\$ 500.00	\$ -	Closed

TOTALS

\$ 4,021,806.06 \$ 2,174,761.13 \$ 574,921.32 \$ 1,847,044.93

25% OF COUNTY'S APPORTIONMENT OF 'C' FUNDS, BASED ON BIENNIAL AVERAGE: 62.76%

GEORGETOWN COUNTY - CTC ANNUAL C FUND REPORT
 JULY 1, 2017 - JUNE 30, 2018
 SFY 2015 - 2016 NON-RECURRING FUNDS (H.4230)

Balance of Funds as of July 1, 2017		\$	4,080,157.23
Income:			
Funds Received for Period July 1, 2017 through June 30, 2018	\$	-	
Interest Earned for Period July 1, 2017 through June 30, 2018	\$	67,084.57	
Total Income	\$	<u>67,084.57</u>	
Expenses:			
State Road Project Expenditures	\$	<u>(2,566,043.25)</u>	
Total Expenditures	\$	<u>(2,566,043.25)</u>	
Balance of Funds as of June 30, 2018	\$	1,581,198.55	
Funding Commitments:			
State Road Projects	\$	1,501,885.93	
Total Commitments	\$	<u>1,501,885.93</u>	
Total Uncommitted Funds Available for New Projects	\$	79,312.62	

STATE ROAD PROJECTS

Project ID#	PROJECT DESCRIPTION	WORK TYPE	RESPONSIBLE AGENCY	BUDGET	EXPENDITURES	CURRENT FISCAL YEAR EXPENDITURES	REMAINING BUDGET	PROJECT STATUS
P029704 (A)	Resurface Choppee Rd (S-4) & Powell Rd (S-24)	Resurface	SCDOT	\$ 4,412,780.92	\$ 2,910,894.99	\$ 2,566,043.25	\$ 1,501,885.93	
TOTALS				\$ 4,412,780.92	\$ 2,910,894.99	\$ 2,566,043.25	\$ 1,501,885.93	

GEORGETOWN COUNTY - CTC ANNUAL C FUND REPORT
 JULY 1, 2017 - JUNE 30, 2018
 SFY 2016 - 2017 NON-RECURRING FUNDS (P117.135)

Balance of Funds as of July 1, 2017	\$	1,025,216.86
Income:		
Funds Received for Period July 1, 2017 through June 30, 2018	\$	-
Interest Earned for Period July 1, 2017 through June 30, 2018	\$	14,586.49
Total Income	\$	<u>14,586.49</u>
Expenses:		
State Road Project Expenditures	\$	<u>(1,001,216.86)</u>
Total Expenditures	\$	(1,001,216.86)
Balance of Funds as of June 30, 2018	\$	38,586.49
Funding Commitments:		
State Road Projects	\$	24,000.00
Total Commitments	\$	<u>24,000.00</u>
Total Uncommitted Funds Available for New Projects	\$	14,586.49

STATE ROAD PROJECTS

Project ID#	PROJECT DESCRIPTION	WORK TYPE	RESPONSIBLE AGENCY	BUDGET	EXPENDITURES	CURRENT FISCAL YEAR EXPENDITURES	REMAINING BUDGET	PROJECT STATUS
P032162 (A)	Resurface US-17	Resurface	SCDOT	\$ 1,025,216.86	\$ 1,001,216.86	\$ 1,001,216.86	\$ 24,000.00	
TOTALS				\$ 1,025,216.86	\$ 1,001,216.86	\$ 1,001,216.86	\$ 24,000.00	



Certified True and Correct
 Batina Feaster, C Program Manager

Batina Feaster
 Signature

9-4-2018
 Date

HAMPTON

Chairman Charlie I. Crews

HAMPTON COUNTY - CTC ANNUAL C FUND REPORT
 JULY 1, 2017 - JUNE 30, 2018
 RECURRING FUNDS

Balance of Funds as of July 1, 2017 \$ 1,990,207.50

Income:		
Funds Received for Period July 1, 2017 through June 30, 2018	\$ 846,354.38	
Interest Earned for Period July 1, 2017 through June 30, 2018	\$ 34,869.21	
Total Income	\$ 881,223.59	

Expenses:		
3% Administrative Fees - FY 17	\$ (26,489.44)	
Local Paving Project Expenditures	\$ (363,210.45)	
State Road Project Expenditures	\$ (237,087.98)	
Total Expenditures	\$ (626,787.87)	

Balance of Funds as of June 30, 2018 \$ 2,244,643.22

Funding Commitments:		
Local Paving Projects	\$ 910,508.55	
State Road Projects	\$ 1,433,201.94	
Total Committed Funds	\$ 2,343,710.49	

Total Uncommitted Funds Available for New Projects \$ (99,067.27)

PROJECTS FUNDED WITH RECURRING FUNDS

LOCAL PAVING PROJECTS

Project ID#	PROJECT DESCRIPTION	WORK TYPE	RESPONSIBLE AGENCY	BUDGET	TOTAL EXPENDITURES	CURRENT FISCAL YEAR EXPENDITURES	REMAINING BUDGET	PROJECT STATUS
P028700	Rock & Pave dirt parking area at Sheriff's Office	Paving	County	\$ 90,000.00	\$ -	\$ -	\$ 90,000.00	
P030180	Pave Clifton Dr & Lonesome dove Ln	Paving	County	\$ 136,625.00	\$ 136,625.00	\$ -	\$ -	Closed
P030342	Purchase large rock for washed out roads	Material	County	\$ 14,000.00	\$ -	\$ -	\$ 14,000.00	
P030814	Purchase Pipe for Hampton Co Paving Project	Material	County	\$ 42,000.00	\$ -	\$ -	\$ 42,000.00	
P030822	Resurface King Cr, Jumper St, Oliver St., Susanne st & Short St, Rock & Pave Fairway Dr. etc.	Resurface	County	\$ 426,400.00	\$ 363,210.45	\$ 363,210.45	\$ 63,189.55	
P037644	Rock & pipe the following roads: Yasmin St, Fields St, Walker St, Hidden Acres, Winnie Tr, Shed Rd, Wilkins St, Suzie Dr, Gaddie Ln, Hadwin Cr, Fern Gully Dr, Pecan St, Dennis Blvd & Reed St	Maintenance	County	\$ 247,394.00	\$ -	\$ -	\$ 247,394.00	
P037645	Inventory & condition assessment of county roads	Inventory	County	\$ 68,500.00	\$ -	\$ -	\$ 68,500.00	
P037646	Pave Suzie Dr, Gaddie Ln, Hadwin Cr, Fern Gully Dr, Wilkins St, Pecan St, Dennis Blvd & Reed St	Paving	County	\$ 385,425.00	\$ -	\$ -	\$ 385,425.00	

TOTALS \$ 1,410,344.00 \$ 499,835.45 \$ 363,210.45 \$ 910,508.55

EXPENDITURES FOR LOCAL PAVING PROJECTS AS PERCENT OF TOTAL INCOME: 42.43%

STATE ROAD PROJECTS

Project ID#	PROJECT DESCRIPTION	WORK TYPE	RESPONSIBLE AGENCY	BUDGET	EXPENDITURES	CURRENT FISCAL YEAR EXPENDITURES	REMAINING BUDGET	PROJECT STATUS
P027508	Resurface S-34, S-60, S-358, S-545, 602 & S-768	Resurface	SCDOT	\$ 231,497.29	\$ 111,038.84	\$ 1,150.00	\$ 120,458.45	
P027540	Install Sidewalk Along US-601 from S-128 to Near S-281, Town of Furman	Sidewalk	SCDOT	\$ 162,502.21	\$ 143,119.87	\$ -	\$ 19,382.34	
P029928	Resurface S-429, S-50 & S-48	Resurface	SCDOT	\$ 759,194.00	\$ 47,449.63	\$ 47,449.63	\$ 711,744.37	
P030380	Restructure interchange at US-278 & SC-63	Interchange	Town of Varnville	\$ 47,500.00	\$ 47,500.00	\$ 47,500.00	\$ -	Closed
P030820 (B)	Resurface US-278 from Brunson to Hampton	Resurface	SCDOT	\$ 224,605.13	\$ 40,988.35	\$ 40,988.35	\$ 183,616.78	
P030907	Enhancement - Install sidewalks & Lights in Town of Gifford	Enhancement	SCDOT	\$ 100,000.00	\$ 100,000.00	\$ 100,000.00	\$ -	
P032223	Construct 360' sidewalk & roadway improvements on Lee Ave (S-11)	Improvements	SCDOT	\$ 88,000.00	\$ -	\$ -	\$ 88,000.00	
P037584	Resurface Pootaligo Rd (S-593) and Peoples Cemetery Rd (S-483)	Resurface	SCDOT	\$ 210,000.00	\$ -	\$ -	\$ 210,000.00	
P037643	TAP for Town of Gifford - sidewalk along US-321	Sidewalk	SCDOT	\$ 100,000.00	\$ -	\$ -	\$ 100,000.00	

TOTALS \$ 1,923,298.63 \$ 490,096.69 \$ 237,087.98 \$ 1,433,201.94

25% OF COUNTY'S APPORTIONMENT OF 'C' FUNDS, BASED ON BIENNIAL AVERAGE: 44.57%

HAMPTON COUNTY - CTC ANNUAL C FUND REPORT
 JULY 1, 2017 - JUNE 30, 2018
 SFY 2015 - 2016 NON-RECURRING FUNDS (H.4230)

Balance of Funds as of July 1, 2017	\$ 2,478,005.00
Income:	
Funds Received for Period July 1, 2017 through June 30, 2018	\$ -
Interest Earned for Period July 1, 2017 through June 30, 2018	\$ 42,072.01
Total Income	\$ 42,072.01
Expenses:	
State Road Project Expenditures	\$ (75,403.80)
Total Expenditures	\$ (75,403.80)
Balance of Funds as of June 30, 2018	\$ 2,444,673.21
Funding Commitments:	
State Road Projects	\$ 1,088,296.55
Total Commitments	\$ 1,088,296.55
Total Uncommitted Funds Available for New Projects	\$ 1,356,376.66

STATE ROAD PROJECTS

Project ID#	PROJECT DESCRIPTION	WORK TYPE	RESPONSIBLE AGENCY	BUDGET	EXPENDITURES	CURRENT FISCAL YEAR EXPENDITURES	REMAINING BUDGET	PROJECT STATUS
P029929	Construct Pooctaligo Rd.	Improvement	SCDOT	\$ 2,850.69	\$ 2,850.69	\$ 2,850.69	\$ -	Closed
P030821	Resurface Bo Peep Rd, Hells Mill Rd, Locust St and C	Resurface	SCDOT	\$ 1,160,849.66	\$ 72,553.11	\$ 72,553.11	\$ 1,088,296.55	
TOTALS				\$ 1,163,700.35	\$ 75,403.80	\$ 75,403.80	\$ 1,088,296.55	

HAMPTON COUNTY - CTC ANNUAL C FUND REPORT
 JULY 1, 2017 - JUNE 30, 2018
 SFY 2016 - 2017 NON-RECURRING FUNDS (P117.135)

Balance of Funds as of July 1, 2017	\$ 573,512.41
Income:	
Funds Received for Period July 1, 2017 through June 30, 2018	\$ -
Interest Earned for Period July 1, 2017 through June 30, 2018	\$ 9,731.02
Total Income	\$ 9,731.02
Expenses:	
State Road Project Expenditures	\$ (6,831.39)
Total Expenditures	\$ (6,831.39)
Balance of Funds as of June 30, 2018	\$ 576,412.04
Funding Commitments:	
State Road Projects	\$ (533,679.25)
Total Commitments	\$ (533,679.25)
Total Uncommitted Funds Available for New Projects	\$ 42,732.79

STATE ROAD PROJECTS

Project ID#	PROJECT DESCRIPTION	WORK TYPE	RESPONSIBLE AGENCY	BUDGET	EXPENDITURES	CURRENT FISCAL YEAR EXPENDITURES	REMAINING BUDGET	PROJECT STATUS
P030820 (A)	Resurface US-278 from Brunson to Hampton	Resurface	SCDOT	\$ 540,510.64	\$ 6,831.39	\$ 6,831.39	\$ 533,679.25	
TOTALS				\$ 540,510.64	\$ 6,831.39	\$ 6,831.39	\$ 533,679.25	



Certified True and Correct
 Batina Feaster, C Program Manager

Batina Feaster
 Signature

9-4-2018
 Date

HORRY

Chairman George Rayford Vereen

HORRY COUNTY - CTC ANNUAL C FUND REPORT
 JULY 1, 2017 - JUNE 30, 2018
 RECURRING FUNDS

Balance of Funds as of July 1, 2017 \$ 12,513,244.32

Income:		
Funds Received for Period July 1, 2017 through June 30, 2018	\$ 3,640,072.76	
Interest Earned for Period July 1, 2017 through June 30, 2018	\$ 231,245.67	
Donor Bonus FY 17	\$ 1,842,565.58	
Total Income	\$ 5,713,884.01	

Expenses:		
3% Administrative Fees - FY 17	\$ (150,323.26)	
Per diem FY17-18	\$ (23,300.00)	
Admin Fees FY 17-18	\$ (2,000.00)	
Local Paving Project Expenditures	\$ (1,914,288.94)	
State Road Project Expenditures	\$ (2,117,746.20)	
Total Expenditures	\$ (4,207,658.40)	

Balance of Funds as of June 30, 2018 \$ 14,019,469.93

Funding Commitments:		
Local Paving Projects	\$ 2,282,293.04	
State Road Projects	\$ 10,491,714.37	
Total Committed Funds	\$ 12,774,007.41	

Total Uncommitted Funds Available for New Projects \$ 1,245,462.52

LOCAL PAVING PROJECTS

Project ID#	PROJECT DESCRIPTION	WORK TYPE	RESPONSIBLE AGENCY	BUDGET	TOTAL EXPENDITURES	CURRENT FISCAL YEAR EXPENDITURES	REMAINING BUDGET	PROJECT STATUS
6042282	Pave a portion of Punk Rd, including Part 3, 50/50 cost share between CTC & Horry County council	Paving	County	\$ 341,250.00	\$ 301,028.12	\$ -	\$ 40,221.88	
P027473	Pave Temple Dr. located in the Longs Area	Paving	SCDOT	\$ 141,750.00	\$ 112,891.77	\$ 111,391.77	\$ 28,858.23	
P027474	Pave Levon Cr. located in the Longs area	Paving	County	\$ 105,000.00	\$ 80,108.11	\$ 74,585.61	\$ 24,891.89	
P027841	Pave Church Landing Rd	Paving	County	\$ 89,561.19	\$ 89,561.19	\$ (125.00)	\$ -	Closed
P028844	Pave Strawberry Rd	Paving	County	\$ 379,295.00	\$ 352,225.39	\$ 40,019.96	\$ 27,069.61	
P029017	Road Plan Yr 17, 17 roads for improvements	Improvement	County	\$ 500,000.00	\$ 500,000.00	\$ 2,589.23	\$ -	Closed
P029662	Resurface 16th Ave S, 1st Ave N, 6th Ave N,	Resurface	Surfside Beach	\$ 225,000.00	\$ 225,000.00	\$ 225,000.00	\$ -	Closed
P029770	Lakeside Dr., 4th Ave N & Cherry Dr. Construct & Pave Saw Horse Rd	Paving	County	\$ 115,850.00	\$ 106,939.13	\$ 74,699.40	\$ 8,910.87	
P029772	Road improvements Plan Blain Ln, Fraizer Ln, Open Mileage, Bill Grissett Rd, Blue Sky Rd, Brinkley Rd, Garden Springs, Holmes Ave, No Name, Roper Ln, Waccamaw Dr. & Barts Rd	Improvement	County	\$ 500,000.00	\$ 466,465.95	\$ 466,465.95	\$ 33,534.05	
P029850	Resurface Allied Dr. & Century Ct. in Atlantic Center Industrial park	Resurface	County	\$ 454,000.00	\$ 429,049.97	\$ -	\$ 24,950.03	
P031856	Road improvements to Ray Ave, Ladson Ave, Jenkins Dr, Cherokee St, Hilland Ave, Woodcreek Ln, Rosehip Ct, Turtle Dr, Turtle St, Whistle Shop Rd, Westridge Blvd, Patricia Dr, & Collins St	Improvement	City of Conway	\$ 192,925.00	\$ 192,925.00	\$ 192,925.00	\$ -	Closed
P032225	Pave Bellamy Cr & Livingston Ln	Paving	County	\$ 269,750.00	\$ 36,927.63	\$ 36,927.63	\$ 232,822.37	
P032229	Improvements to 3rd Ave between US-17 & Poplar Dr	Improvement	Town of Surfside Beach	\$ 225,000.00	\$ -	\$ -	\$ 225,000.00	
P036845	Resurface 45th Ave S, Hillon Dr, 2nd Ave N, & 7th Ave S	Resurface	City/N Myrtle Beach	\$ 261,330.00	\$ -	\$ -	\$ 261,330.00	
P036848	Asphalt only for parent loops at St. James Middle School, St. James Elem. School, & N Myrtle Beach Middle School	Resurface	Horry Co School District	\$ 375,000.00	\$ 375,000.00	\$ 375,000.00	\$ -	
P036993	Construct & pave access road to Ebitron Inc. industry at Bonnie Bay Rd & Hwy 701	Paving	County	\$ 200,000.00	\$ 36,000.00	\$ 36,000.00	\$ 164,000.00	
P037028	Resurface city streets, asphalt repairs; sidewalk repairs; small & medium drainage improvements - match w/City	Improvement	City of Conway	\$ 240,434.50	\$ -	\$ -	\$ 240,434.50	
P037336	Pave the remaining section of Old Crane Rd	Paving	County	\$ 175,000.00	\$ -	\$ -	\$ 175,000.00	
P037337	Horry County Road Plan - Year 19	Paving	County	\$ 500,000.00	\$ 278,809.39	\$ 278,809.39	\$ 221,190.61	
P037596	Sidewalks, crosswalks & c&g on various roads; road and driveway improvements at Horry-Georgetown Tech	Improvement	Horry-Georgetown Tech College	\$ 544,808.00	\$ -	\$ -	\$ 544,808.00	
P037760	Pipe a portion of ditch along Saw Horse Rd adjacent to the new North Strand Nissan Dealership in Little River	Drainage	County	\$ 29,271.00	\$ -	\$ -	\$ 29,271.00	

TOTALS \$ 5,865,224.69 \$ 3,582,931.65 \$ 1,914,288.94 \$ 2,282,293.04

EXPENDITURES FOR LOCAL PAVING PROJECTS AS PERCENT OF TOTAL INCOME: 52.76%

STATE ROAD PROJECTS

Project ID#	PROJECT DESCRIPTION	WORK TYPE	RESPONSIBLE AGENCY	BUDGET	EXPENDITURES	CURRENT FISCAL YEAR EXPENDITURES	REMAINING BUDGET	PROJECT STATUS
7040972	Bridge to be constructed that crosses intra-coastal waterway along SC-31 the "Colonel Howard Darst Barnard III Bridge"	Dedication	SCDOT	\$ 500.00	\$ -	\$ -	\$ 500.00	
0042320	Repair 320' of sidewalk along S-48	Sidewalk	SCDOT	\$ 15,800.00	\$ 15,800.00	\$ 15,800.00	\$ -	Closed
P026994	Reconstruct 850' of N Ocean Blvd (SC-73) with drainage/pedestrian & bicycle improvements	Improvement	Myrtle Beach	\$ 229,589.53	\$ 229,589.53	\$ -	\$ -	Closed
P027239	Install & Repair sidewalk along Broad St. and Railroad Ave (US-710)	Sidewalk	SCDOT	\$ -	\$ -	\$ -	\$ -	Deleted
P028394	Resurface Nichols Hwy, Dunn shortcut Rd & Spring Branch Rd. (S-23)	Resurface	SCDOT	\$ 2,022,230.40	\$ 1,789,735.21	\$ 487,052.49	\$ 232,495.19	
P028715	Portion of Green Sea Rd from SC-917 to US-701	Dedication	SCDOT	\$ 500.00	\$ 500.00	\$ 500.00	\$ -	Closed
P028918	"Dennis E. Phipps Highway" Construct a Deceleration Lane off the Northbound Lane of W State Hwy 9 at Kayla Lane	Deceleration Lane	County	\$ 174,356.09	\$ 174,356.09	\$ -	\$ -	Closed
P028985	Road improvements to include storm drainage, Pavement & Sidewalks on 11th Ave. (S-94)	Improvement	N Myrtle Beach	\$ 205,081.00	\$ -	\$ -	\$ 205,081.00	
P029197	Install round-about at the intersection of Singleton Ridge Rd, Technology Blvd & William Finlayson Rd, (S-1121)	Improvement	SCDOT	\$ 505,000.00	\$ 355,000.00	\$ -	\$ 150,000.00	
P029242	Extend Streetscape Project Phase III on 8th Ave in the Town of Aynor (S-24)	Enhancement	SCDOT	\$ 96,809.00	\$ 68,802.11	\$ (28,006.89)	\$ 28,006.89	
P029526	Drainage improvements at 16th & McKeithan St, Temple St at Bayside, Dillon St & Bayside & Live Oak (S-153)	Drainage	Conway	\$ 35,000.00	\$ 35,000.00	\$ 7,135.14	\$ -	Closed
P029604	Widen 11th Ave N & S Ocean Blvd (S-94) to include Raised Median, Left & Right turn Lanes, C&G etc	Resurface/widen	N Myrtle Beach	\$ 1,000,000.00	\$ -	\$ -	\$ 1,000,000.00	
P029827 (E)	Resurface Norton Rd S-73) MP 4.03-MP 6.74	Resurface	SCDOT	\$ 801,602.85	\$ -	\$ -	\$ 801,602.85	
P030082 (E)	Resurface a section of S-129 from US-501 to S-130	Resurface	SCDOT	\$ 239,019.00	\$ -	\$ -	\$ 239,019.00	
P030808	Resurface Tony Hill & Janette St (S-1239)	Resurface	SCDOT	\$ 209,098.46	\$ 143,212.62	\$ 143,212.62	\$ 65,885.84	
P030811	Install crosswalk across Southern leg of US-17 BUS.	Crosswalk	SCDOT	\$ 37,500.00	\$ 20,634.08	\$ 20,634.08	\$ 16,865.92	
P031855	Install sidewalks along US-501	Sidewalk	SCDOT	\$ 146,763.77	\$ 146,763.77	\$ -	\$ -	Closed
P031857	Road improvements to include resurfacing, asphalt & sidewalk repairs & drainage on S-96, S-488, S-386, S-1202/1203, S-485 & US-378	Improvement	City of Conway	\$ 91,000.00	\$ 91,000.00	\$ 91,000.00	\$ -	Closed
P031858	Resurface a portion of S-1342	Resurface	SCDOT	\$ 118,677.33	\$ 107,485.22	\$ 107,485.22	\$ 11,192.11	
P032434 (E)	Resurface S-44 & S-461	Resurface	SCDOT	\$ -	\$ -	\$ -	\$ -	
P032439	Install emergency traffic signal at new fire station on Hwy 544	Signal	County	\$ 150,000.00	\$ 69,927.50	\$ 69,927.50	\$ 80,072.50	
P032440 (E)	Resurface US-701 & SC-905	Resurface	SCDOT	\$ 401,936.56	\$ -	\$ -	\$ 401,936.56	
P032441	Resurface S-1125, S-851, & S-582	Resurface	SCDOT	\$ 144,867.30	\$ 9,054.21	\$ 9,054.21	\$ 135,813.09	
P032448	Intersection at SC-129 & Vaught Rd the "Lonnie Hoyt Martin Intersection"	Dedication Sign	SCDOT	\$ 500.00	\$ 500.00	\$ 500.00	\$ -	Closed
P032531	Funds toward E Coast Greenway Extension - sidewalk on Waccamaw Dr (S-155) in Garden City	Sidewalk	SCDOT	\$ 443,641.38	\$ 443,641.38	\$ 443,641.38	\$ -	

PROJECTS FUNDED WITH RECURRING FUNDS

STATE ROAD PROJECTS (CONTINUED)

Project ID#	PROJECT DESCRIPTION	WORK TYPE	RESPONSIBLE AGENCY	BUDGET	EXPENDITURES	CURRENT FISCAL YEAR EXPENDITURES	REMAINING BUDGET	PROJECT STATUS
P033603	Resurface a section of Good Luck Rd (S-569)	Resurface	SCDOT	\$ 498,661.75	\$ 31,166.36	\$ 31,166.36	\$ 467,495.39	
P036844	Resurface S-251, S-528, S-1108 & S-1275	Resurface	City/Myrtle Beach	\$ 310,740.00	\$ -	\$ -	\$ 310,740.00	
P036846	Resurface SC-65, S-318, S-319, S-781, S-1259, S-37, S-198, S-1075 & S-811	Resurface	City/Myrtle Beach	\$ 662,806.15	\$ 662,806.15	\$ 662,806.15	\$ -	Closed
P036847	Resurface a section of Good Luck Rd (S-569), Walnut St (S-145) and Jenerette St (S-412)	Resurface	SCDOT	\$ 891,483.08	\$ 55,717.69	\$ 55,717.69	\$ 835,765.39	
P037029	Resurface state roads; asphalt repairs; small & medium drainage repairs; & surveying - match w/City	Improvements	City of Conway	\$ 135,656.50	\$ -	\$ -	\$ 135,656.50	
P037030	Resurface Melody Ln (S-517), Poplar Dr (S-1273) & N Cedar Dr (S-473)	Resurface	Town of Surfside Beach	\$ 250,000.00	\$ -	\$ -	\$ 250,000.00	
P037031	Resurface a section of Eivington Rd (S-400)	Resurface	SCDOT	\$ 749,421.00	\$ -	\$ -	\$ 749,421.00	
P037032	Install crossover on Hwy 9 just west of the park at Long Bay	Crossover	County	\$ 160,000.00	\$ -	\$ -	\$ 160,000.00	
P037033	Intersection improvement at S-57 & S-111, left turn lanes on all approaches	Intersection Improvement	SCDOT	\$ 1,192,013.39	\$ -	\$ -	\$ 1,192,013.39	
P037100	Resurface a portion of Cultra Rd (S-165)	Resurface	SCDOT	\$ 1,228,658.00	\$ -	\$ -	\$ 1,228,658.00	
P037343	Dedication - bridge that spans the Intracoastal Waterway along SC-9 "Captain Archie Neil 'Poo' McLaughlin Swing Bridge"	Dedication Sign	SCDOT	\$ 500.00	\$ -	\$ -	\$ 500.00	
P037364	Reimb - signalization & intersection improvements on E Hwy 9 across the road from McLeod Seacoast Hospital	Intersection Improvement	County	\$ 800,000.00	\$ 120.25	\$ 120.25	\$ 799,879.75	
P037432	Intersection of Glenns Bay Rd & US-17 Bypass "Gavin Brunetti Intersection"	Dedication Sign	SCDOT	\$ 500.00	\$ -	\$ -	\$ 500.00	
P037502	Portion of SC-129 from US-501 to Golden Leaf Rd "James Benny Andrew Highway"	Dedication Sign	SCDOT	\$ 500.00	\$ -	\$ -	\$ 500.00	
P037503	Intersection at SC-9 & Hwy S-410 "Deputy Sheriff Timothy Causey Memorial Intersection"	Dedication Sign	SCDOT	\$ 500.00	\$ -	\$ -	\$ 500.00	
P037587	Coastal Carolina Univ Safety project on SC-544 - approx. 100 yds east of Founders Dr to the "y" intersection of US-501 Bus. To include turn lanes, sidewalks, crosswalks & median	Safety - sidewalk	SCDOT	\$ 300,000.00	\$ -	\$ -	\$ 300,000.00	
P037590	Name the intersection at Cates Bay Hwy (S-135) & Firehouse Rd "James Ronald Hucks Memorial Intersection"	Dedication Sign	SCDOT	\$ 500.00	\$ -	\$ -	\$ 500.00	
P037624	Portion of US-378 from US-501 to El Bethel Rd "Loris Eargle Highway"	Dedication Sign	SCDOT	\$ 500.00	\$ -	\$ -	\$ 500.00	
P037761	Resurface Powell Rd (S-790) and Church Rd (S-791)	Resurface	SCDOT	\$ 690,614.00	\$ -	\$ -	\$ 690,614.00	

TOTALS \$ 14,942,526.54 \$ 4,450,812.17 \$ 2,117,746.20 \$ 10,491,714.37

25% OF COUNTY'S APPORTIONMENT OF 'C' FUNDS, BASED ON BIENNIAL AVERAGE: 134.62%

HORRY COUNTY - CTC ANNUAL C FUND REPORT
 JULY 1, 2017 - JUNE 30, 2018
 SFY 2015 - 2016 NON-RECURRING FUNDS (H.4230)

Balance of Funds as of July 1, 2017	\$ 6,265,467.84
Income:	
Funds Received for Period July 1, 2017 through June 30, 2018	\$ -
Interest Earned for Period July 1, 2017 through June 30, 2018	\$ 75,445.66
Total Income	\$ 75,445.66
Expenses:	
State Road Project Expenditures	\$ (2,930,916.53)
Total Expenditures	\$ (2,930,916.53)
Balance of Funds as of June 30, 2018	\$ 3,409,996.97
<u>FUNDING COMMITMENTS</u>	
State Road Projects	\$ 3,379,565.57
Total Commitments	\$ 3,379,565.57
Total Uncommitted Funds Available for New Projects	\$ 30,431.40

Page 6 PROJECTS FUNDED WITH NON-RECURRING FUNDS (H.4230)

STATE ROAD PROJECTS

Project ID#	PROJECT DESCRIPTION	WORK TYPE	RESPONSIBLE AGENCY	BUDGET	EXPENDITURES	CURRENT FISCAL YEAR EXPENDITURES	REMAINING BUDGET	PROJECT STATUS
P029108	Resurface Nicholas Hwy (S-23), Fair Bluff Hwy & Sea Breeze Rd, S-128, S-763 & S-224	Resurface	SCDOT	\$ 1,741,409.82	\$ 1,736,692.05	\$ 1,130,448.78	\$ 4,717.77	
P029244	Resurface Pee Dee (S-24) hwy from Pauley Swamp Rd to US-378	Resurface	SCDOT	\$ 1,406,641.52	\$ 1,303,867.20	\$ 80,279.86	\$ 102,774.32	
P029529	Relocate Water&Sewer lines for bridge replacement over Crabtree Swamp & Grier Swamp on Long Ave ext. (S-106)	Relocation of lines	City of Conway	\$ 210,000.00	\$ 209,418.00	\$ 9,418.00	\$ 582.00	
P029647	Resurface S-291, S-193, S-338 & in the Town of Aynor	Resurface	SCDOT	\$ 351,527.69	\$ 206,900.08	\$ 153,529.60	\$ 144,627.61	
P029649	Resurface S-271, S-473 & S-628	Resurface	Surfside Beach	\$ 200,000.00	\$ 200,000.00	\$ 200,000.00	\$ -	Closed
P029663	Resurface S-1352, S-731, S-730 & S-721	Resurface	Surfside Beach	\$ 175,000.00	\$ 175,000.00	\$ 14,560.85	\$ -	Closed
P029664	Resurface S-145 & S-412	Resurface	SCDOT	\$ 282,883.24	\$ 41,944.93	\$ 41,944.93	\$ 220,938.31	
P029703	Resurface all or a portion of S-195, S-24, S-32, S-220 & S-29	Resurface	SCDOT	\$ 1,271,746.68	\$ 1,116,505.26	\$ 418,404.72	\$ 155,241.42	
P029827 (A)	Resurface Norton Rd MP4.93-MP6.74 & S-1136	Resurface	SCDOT	\$ 1,497,632.00	\$ 609,563.91	\$ 609,563.91	\$ 888,068.09	
P030061	Resurface & improve 2 sec of 9th St in City of Conway (S-29)	Resurface	SCDOT	\$ 539,260.67	\$ 59,628.19	\$ 59,628.19	\$ 479,632.48	
P030062 (A)	Resurface a section of S-129 from US-501 to S-130	Resurface	SCDOT	\$ 693,183.24	\$ 66,926.83	\$ 66,926.83	\$ 626,256.41	
P030809	Resurface Cypress Ave (S-154) from US-17 BUS to S-155	Resurface	SCDOT	\$ 304,617.39	\$ 108,815.82	\$ 108,815.82	\$ 195,801.57	
P032434 (A)	Resurface S-44 & S-461	Resurface	SCDOT	\$ 598,320.63	\$ 37,395.04	\$ 37,395.04	\$ 560,925.59	
				\$ 9,252,222.88	\$ 5,872,657.31	\$ 2,930,916.53	\$ 3,379,565.57	
TOTALS								

Horry County - CTC Annual C Fund Report
 July 1, 2017 - June 30, 2018
 SFY 2016 - 2017 Non-Recurring Funds (P117.135)

Balance of Funds as of July 1, 2017	\$	2,466,610.86
Income:		
Funds Received for Period July 1, 2017 through June 30, 2018	\$	-
Interest Earned for Period July 1, 2017 through June 30, 2018	\$	40,068.85
Total Income	\$	<u>40,068.85</u>
Expenses:		
State Road Project Expenditures	\$	(327,320.65)
Total Expenditures	\$	<u>(327,320.65)</u>
Balance of Funds as of June 30, 2018	\$	2,179,359.06
Funding Commitments:		
State Road Projects	\$	(2,017,950.91)
Total Commitments	\$	<u>(2,017,950.91)</u>
Total Uncommitted Funds Available for New Projects	\$	161,408.15

STATE ROAD PROJECTS

Project ID#	PROJECT DESCRIPTION	WORK TYPE	RESPONSIBLE AGENCY	BUDGET	EXPENDITURES	CURRENT FISCAL YEAR EXPENDITURES	REMAINING BUDGET	PROJECT STATUS
P030810	Resurface US-501/SC-544 for 0.5 MI	Resurface	SCDOT	\$ 312,991.83	\$ 43,483.49	\$ 43,483.49	\$ 269,508.34	
P032100	Resurface a section of Roberts Rd (S-1148)	Resurface	SCDOT	\$ 423,104.15	\$ 158,142.65	\$ 158,142.65	\$ 264,961.50	
P032440 (A)	Resurface US-701 & SC-905	Resurface	SCDOT	\$ 1,609,175.58	\$ 125,694.51	\$ 125,694.51	\$ 1,483,481.07	

TOTALS \$ 2,345,271.56 \$ 327,320.65 \$ 327,320.65 \$ 2,017,950.91



Certified True and Correct
Batina Feaster, C Program Manager

Batini Feaster
Signature

9-4-2018
Date

JASPER

Chairman D. Thomas Johnson Jr.

PROJECTS FUNDED WITH RECURRING FUNDS

LOCAL PAVING PROJECTS

Project ID#	PROJECT DESCRIPTION	WORK TYPE	RESPONSIBLE AGENCY	BUDGET	TOTAL EXPENDITURES	CURRENT FISCAL YEAR EXPENDITURES	REMAINING BUDGET	PROJECT STATUS
P027272	Replace/Install Road signs for 911 system	Signs	County	\$ 20,000.00	\$ 16,513.00	\$ 6,961.40	\$ 3,487.00	
P028800	Roadway Improvements to serve Cypress Ridge Industrial Park	Improvement	County	\$ 400,000.00	\$ 400,000.00	\$ 360,000.00	\$ -	Closed
P028801	Construct pedestrian & drainage facilities along James L. Taylor Dr.	Enhancement	SCDOT	\$ -	\$ -	\$ (50,000.00)	\$ -	Closed
P029287	Improvement to extension of Cypress Ridge Dr.	Improvement	County	\$ 195,982.28	\$ 195,982.28	\$ 64,230.59	\$ -	Closed
P029844	Purchase Rock for Dirt Roads	Material	County	\$ 150,000.00	\$ 149,844.81	\$ 56,509.27	\$ 155.19	
P030690	Service contract to prioritize county roads	Survey	County	\$ 65,000.00	\$ 65,000.00	\$ 65,000.00	\$ -	Closed
P031985	Improvements to entrance at Cypress Ridge Business Industrial Park	Improvement	County	\$ 300,000.00	\$ 297,570.00	\$ 297,570.00	\$ 2,430.00	
P037305	Purchase Rock for Dirt Roads	Improvement	County	\$ 150,000.00	\$ 55,269.64	\$ 55,269.64	\$ 94,730.36	
P037464	Fabricate & erect street signs throughout county	Signs	County	\$ 7,000.00	\$ -	\$ -	\$ 7,000.00	
TOTALS				\$ 1,287,982.28	\$ 1,180,179.73	\$ 855,540.90	\$ 107,802.55	

EXPENDITURES FOR LOCAL PAVING PROJECTS AS PERCENT OF TOTAL INCOME: 93.10%

STATE ROAD PROJECTS

Project ID#	PROJECT DESCRIPTION	WORK TYPE	RESPONSIBLE AGENCY	BUDGET	EXPENDITURES	CURRENT FISCAL YEAR EXPENDITURES	REMAINING BUDGET	PROJECT STATUS
P028646 (B)	Resurface Pine Arbor Rd. (S-304)	Resurface	SCDOT	\$ -	\$ -	\$ -	\$ -	Closed
P030693 (B)	Resurface Hwy 3	Resurface	SCDOT	\$ 858,134.00	\$ -	\$ -	\$ 858,134.00	
P032507	Purchase aggregate for Stock Farm Rd	Direct Labor	SCDOT	\$ 50,000.00	\$ 48,936.71	\$ 48,936.71	\$ 1,063.29	
P037001	TAP - Charlest St - McTeer St Downtown sidewalk grant, sidewalks & pedestrian lighting on Charles St (S-135), Garr Ln (S-178/S-384), 1st St (S-133), Hare St (S-130) & McTeer St (S-134)	Sidewalk	SCDOT	\$ 50,000.00	\$ -	\$ -	\$ 50,000.00	
P037015	Repair James L. Taylor Dr - drainage & surface repair	Improvement	Town of Ridgeland	\$ -	\$ -	\$ -	\$ -	Deleted
P037321	PE service contract for installation of signal at US-278 & Jaguar Trail	Signal	County	\$ 59,900.00	\$ 18,100.00	\$ 18,100.00	\$ 41,800.00	
P037344	Bridge that crosses the New River at the Beaufort/Jasper county line along SC-46 "Metanie Lowther Memorial Bridge"	Dedication Sign	SCDOT	\$ 250.00	\$ 250.00	\$ 250.00	\$ -	Closed
TOTALS				\$ 1,018,284.00	\$ 67,286.71	\$ 67,286.71	\$ 950,997.29	

25% OF COUNTY'S APPORTIONMENT OF 'C' FUNDS, BASED ON BIENNIAL AVERAGE: 44.65%

JASPER COUNTY - CTC ANNUAL C FUND REPORT
 JULY 1, 2017 - JUNE 30, 2018
 SFY 2015 - 2016 NON-RECURRING FUNDS (H.4230)

Balance of Funds as of July 1, 2017 **\$ 1,380,371.18**

Income:	Funds Received for Period July 1, 2017 through June 30, 2018	\$ -
	Interest Earned for Period July 1, 2017 through June 30, 2018	\$ 12,195.87
	Total Income	\$ 12,195.87

Expenses:	State Road Project Expenditures	
	Total Expenditures	\$ (1,201,404.58)

Balance of Funds as of June 30, 2018 **\$ 191,162.47**

Funding Commitments:	State Road Projects	
	Total Commitments	\$ 153,397.58

Total Uncommitted Funds Available for New Projects **\$ 37,764.89**

STATE ROAD PROJECTS

Project ID#	PROJECT DESCRIPTION	WORK TYPE	RESPONSIBLE AGENCY	BUDGET	EXPENDITURES	CURRENT FISCAL YEAR EXPENDITURES	REMAINING BUDGET	PROJECT STATUS
P029507 (A)	Resurface S-29, S-32, S-34, S-38, S-59, S-65, S-67, S-73, S-95, S-133, S-148, S-178, S-298, S-299, S-300, S-301, S-384 & S-421	Resurface	SCDOT	\$ 2,360,444.27	\$ 2,207,046.69	\$ 1,201,404.58	\$ 153,397.58	
P029646 (A)	Resurface Pine Arbor Rd. (S-304)	Resurface	SCDOT	\$ 311,272.44	\$ 311,272.44	\$ -	\$ -	Closed

TOTALS \$ 2,671,716.71 \$ 2,518,319.13 \$ 1,201,404.58 \$ 153,397.58

JASPER COUNTY - CTC ANNUAL C FUND REPORT
 JULY 1, 2017 - JUNE 30, 2018
 SFY 2016 - 2017 NON-RECURRING FUNDS (P117.135)

Balance of Funds as of July 1, 2017	\$	598,889.06
Income:		
Funds Received for Period July 1, 2017 through June 30, 2018	\$	-
Interest Earned for Period July 1, 2017 through June 30, 2018	\$	10,161.58
Total Income	\$	10,161.58
Expenses:		
State Road Project Expenditures	\$	-
Total Expenditures	\$	-
Balance of Funds as of June 30, 2018	\$	609,050.64
<u>FUNDING COMMITMENTS</u>		
State Road Projects	\$	590,000.00
Total Commitments	\$	590,000.00
Total Uncommitted Funds Available for New Projects	\$	19,050.64

STATE ROAD PROJECTS

Project ID#	PROJECT DESCRIPTION	WORK TYPE	RESPONSIBLE AGENCY	BUDGET	EXPENDITURES	CURRENT FISCAL YEAR EXPENDITURES	REMAINING BUDGET	PROJECT STATUS
P030693	Resurface Hwy 3	Resurface	SCDOT	\$ 590,000.00	\$ -	\$ -	\$ 590,000.00	
TOTALS				\$ 590,000.00	\$ -	\$ -	\$ 590,000.00	



Certified True and Correct
 Batina Feaster, C Program Manager

Batina Feaster
 Signature

9-4-2018
 Date

KERSHAW

Chairman Tom Hammond

KERSHAW COUNTY - CTC ANNUAL C FUND REPORT
 JULY 1, 2017 - JUNE 30, 2018
 RECURRING FUNDS

Balance of Funds as of July 1, 2017 **\$ 3,935,783.32**

Income:		
Funds Received for Period July 1, 2017 through June 30, 2018	\$	1,482,992.61
Interest Earned for Period July 1, 2017 through June 30, 2018	\$	64,238.82
Total Income	\$	1,547,231.43

Expenses:		
3% Administrative Fees - FY 17	\$	(46,792.61)
Per Diem Fees - FY 17-18	\$	-
Local Paving Project Expenditures	\$	(1,078,010.97)
State Road Project Expenditures	\$	(114,979.69)
Total Expenditures	\$	(1,239,783.27)

Balance of Funds as of June 30, 2018 **\$ 4,243,231.48**

Funding Commitment:		
Local Paving Projects	\$	2,249,379.47
State Road Projects	\$	1,179,392.36
Total Committed Funds	\$	3,428,771.83

Total Uncommitted Funds Available for New Projects **\$ 814,459.65**

LOCAL PAVING PROJECTS

Project ID#	PROJECT DESCRIPTION	WORK TYPE	RESPONSIBLE AGENCY	BUDGET	TOTAL EXPENDITURES	CURRENT FISCAL YEAR EXPENDITURES	REMAINING BUDGET	PROJECT STATUS
P028929	Construct the Extension of Steeple Chase Industrial Park Rd to the intersection of Corporate Dr.	Improvement	County	\$ 250,000.00	\$ 250,000.00	\$ -	\$ -	Closed
P030485	Purchase & Apply Calcium Chloride on county dirt roads	Material	County	\$ 50,000.00	\$ 40,502.96	\$ 31,964.36	\$ 9,497.04	
P031901	Relocate utility lines on Whitehead Rd	Relocation	County	\$ 20,835.08	\$ 20,835.08	\$ 20,835.08	\$ -	Closed
P032022	PE for resurfacing of Kings Grant Dr & Azalea Dr	Design	County	\$ 29,900.00	\$ 29,900.00	\$ 29,900.00	\$ -	Closed
P032136	Pave Whitehead Rd	Paving	County	\$ 641,434.66	\$ 641,434.66	\$ 641,434.66	\$ -	Closed
P032235	Design, survey work & construction of Tremble Branch Rd (phase 2)	Improvement	County	\$ 889,163.80	\$ 79,182.00	\$ 79,182.00	\$ 809,981.80	
P032299	Resurface Azalea Dr & Kings Grant Rd	Resurface	County	\$ 299,499.00	\$ 177,694.87	\$ 177,694.87	\$ 121,804.13	
P032452	Construct & pave Spitzer St, Anderson Ct, & Morgan Ln	Pave	County	\$ 533,000.00	\$ 83,000.00	\$ 83,000.00	\$ 450,000.00	
P036767	To scope & design section 2A of Tremble Branch Rd	Design	County	\$ 14,000.00	\$ 14,000.00	\$ 14,000.00	\$ -	
P036909	Purchase & Apply Calcium Chloride on county dirt roads	Material	County	\$ 50,000.00	\$ -	\$ -	\$ 50,000.00	
P037145	Drainage improvements at Whitehead Rd at Kershaw West Park	Drainage	County	\$ -	\$ -	\$ -	\$ -	Deleted
P037146	PE Services to resurface Ashley Creek	Resurface	County	\$ 20,000.00	\$ -	\$ -	\$ 20,000.00	
P037221	Pave Spitzer St	Pave	County	\$ 533,546.50	\$ -	\$ -	\$ 533,546.50	
P037352	Resurface Ashley Creek Dr	Resurface	County	\$ 254,550.00	\$ -	\$ -	\$ 254,550.00	

TOTALS \$ 3,585,929.04 \$ 1,336,549.57 \$ 1,078,010.97 \$ 2,249,379.47

EXPENDITURES FOR LOCAL PAVING PROJECTS AS PERCENT OF TOTAL INCOME:

70.97%

PAGE 3 PROJECTS FUNDED WITH RECURRING FUNDS

STATE ROAD PROJECTS

Project ID#	PROJECT DESCRIPTION	WORK TYPE	RESPONSIBLE AGENCY	BUDGET	EXPENDITURES	CURRENT FISCAL YEAR EXPENDITURES	REMAINING BUDGET	PROJECT STATUS
0042246	Resurface Drakeford Rd, Wateree Blvd, Mitchell Dr & Old Georgetown Rd	Resurface	SCDOT	\$ 967,123.89	\$ 967,123.89	\$ -	\$ -	Closed
P028195	Resurface E Lee St, Wildwood Ln, Fairfax Dr and Munn Rd	Resurface	SCDOT	\$ 915,472.28	\$ 910,472.28	\$ -	\$ 5,000.00	
P029086	Install Traffic Light at US-1 & SC-341 in town of Bethune	Improvement	SCDOT	\$ 250,000.00	\$ 250,000.00	\$ -	\$ -	
P029160	Relocation of Utilities for Truck By-Pass in the City of Camden. Boykin Rd (S-130) from S-35 to US-521	Relocate utilities	SCDOT	\$ 500,000.00	\$ 500,000.00	\$ -	\$ -	
P030815 (B)	Resurface S-349, S-102, S-20 & S-115	Resurface	SCDOT	\$ 140,590.09	\$ -	\$ -	\$ 140,590.09	
P030816	Sidewalks/crosswalk for N Central School under state project P030742	Sidewalks	SCDOT	\$ 100,000.00	\$ 100,000.00	\$ -	\$ -	
P031903 (B)	Resurface S-715, S-292, S-682, S-685, S-686, S-40 & S-285	Resurface	SCDOT	\$ 585,218.06	\$ 114,979.69	\$ 114,979.69	\$ 470,238.37	
P037393	Resurface S-39, S-131, S-139, S-399 & S-832	Resurface	SCDOT	\$ 563,563.90	\$ -	\$ -	\$ 563,563.90	
TOTALS				\$ 4,021,968.22	\$ 2,842,575.86	\$ 114,979.69	\$ 1,179,392.36	

25% OF COUNTY'S APPORTIONMENT OF 'C' FUNDS, BASED ON BIENNIAL AVERAGE:

25.00%

KERSHAW COUNTY - CTC ANNUAL C FUND REPORT
 JULY 1, 2017 - JUNE 30, 2018
 SFY 2015 - 2016 NON-RECURRING FUNDS (H.4230)

Balance of Funds as of July 1, 2017	\$ 2,903,455.38
Income:	
Funds Received for Period July 1, 2017 through June 30, 2018	\$ -
Interest Earned for Period July 1, 2017 through June 30, 2018	\$ 47,087.20
Total Income	<u>\$ 47,087.20</u>
Expenses:	
State Road Project Expenditures	\$ (589,772.45)
Total Expenditures	<u>\$ (589,772.45)</u>
Balance of Funds as of June 30, 2018	\$ 2,360,770.13
Funding Commitments:	
State Road Projects	\$ 2,307,871.22
Total Commitments	<u>\$ 2,307,871.22</u>
Total Uncommitted Funds Available for New Projects	\$ 52,898.91

STATE ROAD PROJECTS

Project ID#	PROJECT DESCRIPTION	WORK TYPE	RESPONSIBLE AGENCY	BUDGET	EXPENDITURES	CURRENT FISCAL YEAR EXPENDITURES	REMAINING BUDGET	PROJECT STATUS
P029288	Resurface Providence Rd, Ross Rd, Watson St & Deerfield Dr.	Resurface	SCDOT	\$ 1,447,957.67	\$ 1,227,973.52	\$ (4,690.92)	\$ 219,984.15	
P030362	Replace Bridge on Sanders Creek (S-26)	Improvement	SCDOT	\$ 350,000.00	\$ 233,442.86	\$ -	\$ 116,557.14	
P030815 (A)	Resurface S-349, S-102, S-20 & S-115	Resurface	SCDOT	\$ 2,335,353.98	\$ 526,588.37	\$ 526,588.37	\$ 1,808,765.61	
P031903 (C)	Resurface S-715, S-292, S-682, S-685, S-686, S-40 & S-285	Resurface	SCDOT	\$ 230,439.32	\$ 67,875.00	\$ 67,875.00	\$ 162,564.32	
TOTALS				\$ 4,363,750.97	\$ 2,055,879.75	\$ 589,772.45	\$ 2,307,871.22	

KERSHAW COUNTY - CTC ANNUAL C FUND REPORT
 JULY 1, 2017 - JUNE 30, 2018
 SFY 2016 - 2017 NON-RECURRING FUNDS (P117.135)

Balance of Funds as of July 1, 2017		\$	1,004,915.54
Income:			
Funds Received for Period July 1, 2017 through June 30, 2018	\$	-	
Interest Earned for Period July 1, 2017 through June 30, 2018	\$	16,058.37	
Total Income		\$	16,058.37
Expenses:			
State Road Project Expenditures	\$	(1,048,340.36)	
Total Expenditures		\$	(1,048,340.36)
Balance of Funds as of June 30, 2018		\$	(27,366.45)
Funding Commitments:			
State Road Projects	\$	-	
Total Commitments		\$	-
Total Uncommitted Funds Available for New Projects		\$	(27,366.45)

STATE ROAD PROJECTS

Project ID#	PROJECT DESCRIPTION	WORK TYPE	RESPONSIBLE AGENCY	BUDGET	EXPENDITURES	CURRENT FISCAL YEAR EXPENDITURES	REMAINING BUDGET	PROJECT STATUS
P031903 (A)	Resurface S-715, S-292, S-682, S-685, S-686, S-40 & S-285	Resurface	SCDOT	\$ 1,004,915.54	\$ 1,004,915.54	\$ 1,048,340.36	\$ -	-
TOTALS				\$ 1,004,915.54	\$ 1,004,915.54	\$ 1,048,340.36	\$ -	-



Certified True and Correct
 Batina Feaster, C Program Manager

Batina Feaster
 Signature

9-4-2018
 Date

CEE

Chairman Thomas A. Drayton

LEE COUNTY - CTC ANNUAL C FUND REPORT
 JULY 1, 2017 - JUNE 30, 2018
 RECURRING FUNDS

Balance of Funds as of July 1, 2017 **\$ 1,864,833.42**

Income:	Funds Received for Period July 1, 2017 through June 30, 2018	\$ 719,026.72
	Interest Earned for Period July 1, 2017 through June 30, 2018	\$ 19,379.71
	Total Income	\$ 738,406.43

Expenses:	3% Administrative Fees - FY 17	\$ (22,833.05)
	Local Paving Project Expenditures	\$ (166,500.00)
	State Road Project Expenditures	\$ (1,090,351.74)
	Total Expenditures	\$ (1,279,684.79)

Balance of Funds as of June 30, 2018 **\$ 1,323,555.06**

Funding Commitments:	Local Paving Projects	\$ 283,000.00
	State Road Projects	\$ 167,951.09
	Total Committed Funds	\$ 450,951.09

Total Uncommitted Funds Available for New Projects **\$ 872,603.97**

PAGE 2 PROJECTS FUNDED WITH RECURRING FUNDS

LOCAL PAVING PROJECTS

Project ID#	PROJECT DESCRIPTION	WORK TYPE	RESPONSIBLE AGENCY	BUDGET	TOTAL EXPENDITURES	CURRENT FISCAL YEAR EXPENDITURES	REMAINING BUDGET	PROJECT STATUS
P032048	PE for the paving of Doc's Drive	Design	County	\$ 299,500.00	\$ 16,500.00	\$ 16,500.00	\$ 283,000.00	
P032382	Rocking county dirt roads	Maintenance	County	\$ 150,000.00	\$ 150,000.00	\$ 150,000.00	\$ -	Closed
P032386	Road improvements to Dusty Rd	Improvements	County	\$ 47,535.00	\$ 47,535.00	\$ -	\$ -	Closed
TOTALS				\$ 497,035.00	\$ 214,035.00	\$ 166,500.00	\$ 283,000.00	

EXPENDITURES FOR LOCAL PAVING PROJECTS AS PERCENT OF TOTAL INCOME: 23.60%

STATE ROAD PROJECTS

Project ID#	PROJECT DESCRIPTION	WORK TYPE	RESPONSIBLE AGENCY	BUDGET	EXPENDITURES	CURRENT FISCAL YEAR EXPENDITURES	REMAINING BUDGET	PROJECT STATUS
P030172	Resurface & Widen US-15 from SC-341 to S-13	Resurface	SCDOT	\$ 870,457.47	\$ 806,742.24	\$ 395,806.92	\$ 63,715.23	
P030384 (B)	Rehab & Widen US-15 for 1.96 miles	Improvement	SCDOT	\$ 1,053,343.91	\$ 954,109.51	\$ 573,806.20	\$ 99,234.40	
P030736 (B)	Rehab S-168, S-109 & S-1540	Resurface	SCDOT	\$ 124,940.08	\$ 120,438.62	\$ 120,438.62	\$ 4,501.46	
P030737 (B)	Chp Seal S-101, S-230, S-198 & S-264	Resurface	SCDOT	\$ 36,460.69	\$ 36,460.69	\$ -	\$ -	
P031238	Name HWY 34 from Bishopville city Limits to Lee/Kershaw Co Line "Governor McLeod Highway"	Dedication	SCDOT	\$ 500.00	\$ 500.00	\$ 500.00	\$ -	Closed
P037591	Portion of Red Top Rd (S-102) from Vista Ln to Cowboys Ln "Ulyssis Benjamin Memorial Highway"	Dedication	SCDOT	\$ 500.00	\$ -	\$ -	\$ 500.00	
TOTALS				\$ 2,086,202.15	\$ 1,918,251.06	\$ 1,090,351.74	\$ 167,951.09	

25% OF COUNTY'S APPORTIONMENT OF 'C' FUNDS, BASED ON BIENNIAL AVERAGE: 56.82%

LEE COUNTY - CTC ANNUAL C FUND REPORT
 JULY 1, 2017 - JUNE 30, 2018
 SFY 2015 - 2016 NON-RECURRING FUNDS (H.4230)

Balance of Funds as of July 1, 2017	\$	2,003,823.00
Income:		
Funds Received for Period July 1, 2017 through June 30, 2018	\$	-
Interest Earned for Period July 1, 2017 through June 30, 2018	\$	10,433.27
Total Income	\$	10,433.27
Expenses:		
State Road Project Expenditures	\$	(1,912,441.24)
Total Expenditures	\$	(1,912,441.24)
Balance of Funds as of June 30, 2018	\$	101,815.03
Funding Commitments:		
State Road Projects	\$	87,587.61
Total Commitments	\$	87,587.61
Total Uncommitted Funds Available for New Projects	\$	14,227.42

STATE ROAD PROJECTS

Project ID#	PROJECT DESCRIPTION	WORK TYPE	RESPONSIBLE AGENCY	BUDGET	EXPENDITURES	CURRENT FISCAL YEAR EXPENDITURES	REMAINING BUDGET	PROJECT STATUS
P030736 (A)	Rehab S-168, S-109 & S-1540	Resurface	SCDOT	\$ 1,533,006.11	\$ 1,533,006.11	\$ 1,441,212.32	\$ -	
P030737 (A)	Chip Seal S-101, S-230, S-198 & S-264	Resurface	SCDOT	\$ 564,893.31	\$ 477,305.70	\$ 471,228.92	\$ 87,587.61	
TOTALS				\$ 2,097,899.42	\$ 2,010,311.81	\$ 1,912,441.24	\$ 87,587.61	

LEE COUNTY - CTC ANNUAL C FUND REPORT
 JULY 1, 2017 - JUNE 30, 2018
 SFY 2016 - 2017 NON-RECURRING FUNDS (P117.135)

Balance of Funds as of July 1, 2017	\$	7,231.77
Income:		
Funds Received for Period July 1, 2017 through June 30, 2018	\$	-
Interest Earned for Period July 1, 2017 through June 30, 2018	\$	122.68
Total Income	\$	122.68
Expenses:		
State Road Project Expenditures	\$	-
Total Expenditures	\$	-
Balance of Funds as of June 30, 2018	\$	7,354.45
Funding Commitments:		
State Road Projects	\$	-
Total Commitments	\$	-
Total Uncommitted Funds Available for New Projects	\$	7,354.45

STATE ROAD PROJECTS

Project ID#	PROJECT DESCRIPTION	WORK TYPE	RESPONSIBLE AGENCY	BUDGET	EXPENDITURES	CURRENT FISCAL YEAR EXPENDITURES	REMAINING BUDGET	PROJECT STATUS
P030384 (A)	Rehab & Widen US-15 for 1.96 miles	Resurface	SCDOT	\$ 480,000.00	\$ 480,000.00	\$ -	\$ -	
TOTALS				\$ 480,000.00	\$ 480,000.00	\$ -	\$ -	



Certified True and Correct
 Batina Feaster, C Program Manager

Batina Feaster
 Signature

9-4-2018
 Date

MCCORMICK

Chairwoman Mary Cartledge

MCCORMICK COUNTY - CTC ANNUAL C FUND REPORT
 JULY 1, 2017 - JUNE 30, 2018
 RECURRING FUNDS

Balance of Funds as of July 1, 2017	\$ 1,790,954.72
Income:	
Funds Received for Period July 1, 2017 through June 30, 2018	\$ 636,638.24
Interest Earned for Period July 1, 2017 through June 30, 2018	\$ 24,757.66
Total Income	\$ 661,395.90
Expenses:	
3% Administrative Fees - FY 17	\$ (20,087.53)
Per Diem Fees - FY 17-18	\$ (1,725.00)
Administrative Fees - FY 17-18	\$ (2,000.00)
Local Paving Project Expenditures	\$ (1,079,495.56)
State Road Project Expenditures	\$ (299,460.25)
Total Expenditures	\$ (1,402,768.34)
Balance of Funds as of June 30, 2018	\$ 1,049,582.28
Funding Commitments:	
Local Paving Projects	\$ 375,585.44
State Road Projects	\$ 329,325.92
Total Committed Funds	\$ 704,911.36
Total Uncommitted Funds Available for New Projects	\$ 344,670.92

LOCAL PAVING PROJECTS

Project ID#	PROJECT DESCRIPTION	WORK TYPE	RESPONSIBLE AGENCY	BUDGET	TOTAL EXPENDITURES	CURRENT FISCAL YEAR EXPENDITURES	REMAINING BUDGET	PROJECT STATUS
P027029	Relocation of Water/Sewer for New Bridge on US-378	Improvement	County	\$ 1,250,000.00	\$ 1,250,000.00	\$ 939,852.00	\$ -	Closed
P031725	Repairs to Huguenot parkway - Phase 1	Paving	County	\$ 148,675.00	\$ 142,443.56	\$ 138,943.56	\$ 6,231.44	
P036832	Pave Wilkie Rd - project 42434 was closed before final invoice was received	Pave	County	\$ 8,700.00	\$ 700.00	\$ 700.00	\$ 8,000.00	
P037214	Phase 2 of Huguenot Parkway Repair Program - from Little River Bridge at Savannah Pt. to Barksdale Ferry Rd	Pave	County	\$ 361,354.00	\$ -	\$ -	\$ 361,354.00	
TOTALS				\$ 1,768,729.00	\$ 1,393,143.56	\$ 1,079,495.56	\$ 375,585.44	

EXPENDITURES FOR LOCAL PAVING PROJECTS AS PERCENT OF TOTAL INCOME: 173.35%

STATE ROAD PROJECTS

Project ID#	PROJECT DESCRIPTION	WORK TYPE	RESPONSIBLE AGENCY	BUDGET	EXPENDITURES	CURRENT FISCAL YEAR EXPENDITURES	REMAINING BUDGET	PROJECT STATUS
P027481	Resurface all or a portion of S-52,S-56,S-134 & S-445	Resurface	SCDOT	\$ 661,597.49	\$ 518,583.35	\$ -	\$ 143,014.14	
P029164 (B)	Resurface Upper Mill Rd (S-21)	Resurface	SCDOT	\$ -	\$ -	\$ -	\$ -	Closed
P029165 (B)	Resurface Hwy 7	Resurface	SCDOT	\$ 332,333.39	\$ 245,237.35	\$ (71,491.60)	\$ 87,096.04	
P032077 (B)	Shoulder, full depth patching, & resurfacing S-112, S-204 and Hwy 7	Resurface	SCDOT	\$ 415,167.59	\$ 327,824.99	\$ 327,824.99	\$ 87,342.60	
P037211	SC-81 Mill bridge deck & full depth patch approaches (extended to project P032077)	Repair	SCDOT	\$ 55,000.00	\$ 43,126.86	\$ 43,126.86	\$ 11,873.14	
TOTALS				\$ 1,464,098.47	\$ 1,134,772.55	\$ 299,460.25	\$ 329,325.92	

25% OF COUNTY'S APPORTIONMENT OF 'C' FUNDS, BASED ON BIENNIAL AVERAGE: 31.96%

MCCORMICK COUNTY - CTC ANNUAL C FUND REPORT
 JULY 1, 2017 - JUNE 30, 2018
 SFY 2015 - 2016 NON-RECURRING FUNDS (H.4230)

Balance of Funds as of July 1, 2017	\$ 131,116.26
Income:	
Funds Received for Period July 1, 2017 through June 30, 2018	\$ -
Interest Earned for Period July 1, 2017 through June 30, 2018	\$ 1,928.24
Total Income	<u>\$ 1,928.24</u>
Expenses:	
State Road Project Expenditures	\$ (106,320.66)
Total Expenditures	<u>\$ (106,320.66)</u>
Balance of Funds as of June 30, 2018	\$ 26,723.84
Funding Commitments:	
State Road Projects	\$ -
Total Commitments	<u>\$ -</u>
Total Uncommitted Funds Available for New Projects	\$ 26,723.84

STATE ROAD PROJECTS

Project ID#	PROJECT DESCRIPTION	WORK TYPE	RESPONSIBLE AGENCY	BUDGET	EXPENDITURES	CURRENT FISCAL YEAR EXPENDITURES	REMAINING BUDGET	PROJECT STATUS
P029164 (A)	Resurface Upper Mill Rd (S-21)	Resurface	SCDOT	\$ 1,271,267.51	\$ 1,271,267.51	\$ 4,173.43	\$ -	Closed
P029165 (A)	Resurface Hwy 7	Resurface	SCDOT	\$ 483,223.17	\$ 483,223.17	\$ 71,491.60	\$ -	
P032077 (C)	Shoulder, full depth patching, & resurfacing S-112, S-204 and Hwy 7	Resurface	SCDOT	\$ 30,655.63	\$ 30,655.63	\$ 30,655.63	\$ -	
TOTALS				\$ 1,785,146.31	\$ 1,785,146.31	\$ 106,320.66	\$ -	

MCCORMICK COUNTY - CTC ANNUAL C FUND REPORT
 JULY 1, 2017 - JUNE 30, 2018
 SFY 2016 - 2017 NON-RECURRING FUNDS (P117.135)

Balance of Funds as of July 1, 2017	\$ 431,403.14
Income:	
Funds Received for Period July 1, 2017 through June 30, 2018	\$ -
Interest Earned for Period July 1, 2017 through June 30, 2018	\$ 5,907.46
Total Income	<u>\$ 5,907.46</u>
Expenses:	
State Road Project Expenditures	\$ (431,403.14)
Total Expenditures	<u>\$ (431,403.14)</u>
Balance of Funds as of June 30, 2018	\$ 5,907.46
Funding Commitments:	
State Road Projects	\$ -
Total Commitments	<u>\$ -</u>
Total Uncommitted Funds Available for New Projects	\$ 5,907.46

STATE ROAD PROJECTS

Project ID#	PROJECT DESCRIPTION	WORK TYPE	RESPONSIBLE AGENCY	BUDGET	EXPENDITURES	CURRENT FISCAL YEAR EXPENDITURES	REMAINING BUDGET	PROJECT STATUS
P032077 (A)	Shoulder, full depth patching, & resurfacing S-112, S-204 and Hwy 7	Resurface	SCDOT	\$ 431,403.14	\$ 431,403.14	\$ 431,403.14	\$ -	
TOTALS				\$ 431,403.14	\$ 431,403.14	\$ 431,403.14	\$ -	



Certified True and Correct
 Batina Feaster, C Program Manager

Batina Feaster
 Signature

9-4-2018
 Date

MARION

Chairman Bobby Page

MARION COUNTY - CTC ANNUAL C FUND REPORT
 JULY 1, 2017 - JUNE 30, 2018
 RECURRING FUNDS

Balance of Funds as of July 1, 2017	\$ 2,136,297.72
Income:	
Funds Received for Period July 1, 2017 through June 30, 2018	\$ 921,252.99
Interest Earned for Period July 1, 2017 through June 30, 2018	\$ 34,513.95
Total Income	\$ 955,766.94
Expenses:	
3% Administrative Fees - FY 17-18	\$ (28,958.22)
Per Diem FY 17-18	\$ (1,575.00)
Local Paving Project Expenditures	\$ (260,817.00)
State Road Project Expenditures	\$ (551,532.22)
Total Expenditures	\$ (842,882.44)
Balance of Funds as of June 30, 2018	\$ 2,249,182.22
Funding Commitments:	
Local Paving Projects	\$ 191,974.96
State Road Projects	\$ 1,610,890.99
Total Committed Funds	\$ 1,802,865.95
Total Uncommitted Funds Available for New Projects	\$ 446,316.27

LOCAL PAVING PROJECTS

Project ID#	PROJECT DESCRIPTION	WORK TYPE	RESPONSIBLE AGENCY	BUDGET	TOTAL EXPENDITURES	CURRENT FISCAL YEAR EXPENDITURES	REMAINING BUDGET	PROJECT STATUS
P028525	Reconstruct parking lot to include drainage & handicap accessibility at the council	Improvement	City of Marion	\$ 79,815.00	\$ 79,815.00	\$ -	\$ -	Closed
P030550	Purchase stone base material for roads in Bayou Village, Highland Park & Planters Ridge Subdivision	Material	County	\$ 85,335.00	\$ 85,335.00	\$ 85,335.00	\$ -	Closed
P030551	Resurface Gurley Rd from US-501 to S-331 & Ridgewood Rd from Ivy Dr to S-660	Resurface	County	\$ -	\$ -	\$ -	\$ -	Deleted
P031824	Remove and replace 600' of RCP onto city property extending from US-76 to S-307; also replace 75' of RCP and add junction box onto city property extending westerly from S-376	Pave	County	\$ 147,500.00	\$ 81,840.00	\$ -	\$ 65,660.00	
P032117	Remove & replace approx. 180' of 30" storm drain between SC-917 & S-335	Drainage	City of Mullins	\$ 29,466.41	\$ 29,466.41	\$ -	\$ -	
P032118	Purchase rock to be placed on dirt streets in Summitt Place Subdivision & Deenview Ct	Maintenance	Rock	\$ 97,911.00	\$ 97,911.00	\$ 97,911.00	\$ -	Closed
P036803	Remove & Replace existing pipe under roadway on Martin Luther King Dr	Drainage	City of Marion	\$ 35,000.00	\$ -	\$ -	\$ 35,000.00	
P037013	Rock Cabana Dr	Rocking	County	\$ 16,646.50	\$ -	\$ -	\$ 16,646.50	
P037040	Purchase stone base material for rocking Aloha Dr, Jean Dr, Ash Dr, Daryl Dr, Sports Rd, Heights Rd, & Linda Ct	Material	County	\$ 77,571.00	\$ 77,571.00	\$ 77,571.00	\$ -	
P037041	Drainage repairs extending from Dozier St & Harmon Park Rd; replace street signs	Drainage / Signs	City of Marion	\$ 50,000.00	\$ -	\$ -	\$ 50,000.00	
P037244	Install road name signs throughout county	Signs	County	\$ 12,205.06	\$ -	\$ -	\$ 12,205.06	
P037245	Purchase pipe to be placed on Will Johnson Rd, Cartwheel Rd, Ned Rd, Rabin Rd, Hutchinson Rd, Lee Park Rd, Page Rd & Red Breast Ct	Material	County	\$ 12,463.40	\$ -	\$ -	\$ 12,463.40	

TOTALS \$ 643,913.37 \$ 451,938.41 \$ 260,817.00 \$ 191,974.96

EXPENDITURES FOR LOCAL PAVING PROJECTS AS PERCENT OF TOTAL INCOME:

27.48%

STATE ROAD PROJECTS

Project ID#	PROJECT DESCRIPTION	WORK TYPE	RESPONSIBLE AGENCY	BUDGET	EXPENDITURES	CURRENT FISCAL YEAR EXPENDITURES	REMAINING BUDGET	PROJECT STATUS
P027419	Resurface Eutaw St, repair sidewalks on various state streets, repair driveways on various state streets	Resurface	City of Marion	\$ 150,500.00	\$ 106,892.50	\$ -	\$ 43,607.50	
P028169	Resurface S-83, S-540, & S-404	Resurface	SCDOT	\$ 370,368.86	\$ 370,368.86	\$ -	\$ -	Closed
P028567	Resurface Devil's Dining Room Rd (S-402) from SC-41 to SC-41A	Resurface	SCDOT	\$ 250,819.20	\$ 215,675.14	\$ 591.42	\$ 35,144.06	
P029107 (B)	Resurface Laurel St (S-123), Lake St (S-266) & S-321	Resurface	SCDOT	\$ 34,198.95	\$ -	\$ -	\$ 34,198.95	
P029222	Resurface S-141, S-177, S-179, S-59 & S-62	Resurface	SCDOT	\$ 200,296.40	\$ 160,914.06	\$ 7,677.00	\$ 39,382.34	
P029351	Resurface S-403, S-696 & S-242	Resurface	SCDOT	\$ 795,068.89	\$ 781,502.63	\$ 469,293.21	\$ 13,566.26	
P030379	Re-route storm drain near E Laurel St (S-125)	Drainage	City of Mullins	\$ 19,000.00	\$ 19,000.00	\$ 19,000.00	\$ -	Closed
P030478	Resurface Laurel St (S-123), Lake St (S-266) & S-321	Resurface	SCDOT	\$ 879,529.47	\$ 54,970.59	\$ 54,970.59	\$ 824,558.88	
P030549	Remove & repair sidewalk on S-355, S-71, S-111, S-62 & S-41	Sidewalk	City of Mullins	\$ 33,992.00	\$ -	\$ -	\$ 33,992.00	
P037042	Repair sidewalks & driveways; repair & resurface Cherry St (S-152), S Pine St (S-143) & W Withlacoochee St (S-73)	Improvements	City of Marion	\$ 140,000.00	\$ -	\$ -	\$ 140,000.00	
P037467	Section of Penderboro Rd (S-39) from US-510 Bypass to Wellwood Rd "Rev Dr. A. C. Robinson Highway"	Dedication	SCDOT	\$ 500.00	\$ -	\$ -	\$ 500.00	
P037524 (A)	Resurface a section of Three Bridge Rd (S-44)	Resurface	SCDOT	\$ 445,941.00	\$ -	\$ -	\$ 445,941.00	

TOTALS

\$ 3,320,214.77 \$ 1,709,323.78 \$ 551,532.22 \$ 1,610,890.99

25% OF COUNTY'S APPORTIONMENT OF C FUNDS, BASED ON BIENNIAL AVERAGE:

79.06%

MARION COUNTY - CTC ANNUAL C FUND REPORT
 JULY 1, 2017 - JUNE 30, 2018
 SFY 2015 - 2016 NON-RECURRING FUNDS (H.4230)

Balance of Funds as of July 1, 2017	\$ 1,979,710.16
Income:	
Funds Received for Period July 1, 2017 through June 30, 2018	\$ -
Interest Earned for Period July 1, 2017 through June 30, 2018	\$ 14,142.83
Total Income	<u>\$ 14,142.83</u>
Expenses:	
State Road Project Expenditures	\$ (1,908,045.28)
Total Expenditures	<u>\$ (1,908,045.28)</u>
Balance of Funds as of June 30, 2018	\$ 85,807.71
Funding Commitments:	
State Road Projects	\$ 85,489.39
Total Commitments	<u>\$ 85,489.39</u>
Total Uncommitted Funds Available for New Projects	\$ 318.32

STATE ROAD PROJECTS

Project ID#	PROJECT DESCRIPTION	WORK TYPE	RESPONSIBLE AGENCY	BUDGET	EXPENDITURES	CURRENT FISCAL YEAR EXPENDITURES	REMAINING BUDGET	PROJECT STATUS
P029107	Resurface Sellers Rd, Airport Rd & Foxworth Rd	Resurface	SCDOT	\$ 2,503,341.30	\$ 2,495,425.36	\$ 1,756,985.69	\$ 7,915.94	
P030609 (B)	Resurface SC-41 from 7.10 - 8.5 (MP)	Resurface	SCDOT	\$ 202,633.04	\$ 151,059.59	\$ 151,059.59	\$ 51,573.45	
P037524 (B)	Resurface a section of Three Bridge Rd (S-44)	Resurface	SCDOT	\$ 26,000.00	\$ -	\$ -	\$ 26,000.00	

TOTALS \$ 2,731,974.34 \$ 2,646,484.95 \$ 1,908,045.28 \$ 85,489.39

MARION COUNTY - CTC ANNUAL C FUND REPORT
 JULY 1, 2017 - JUNE 30, 2018
 SFY 2016 - 2017 NON-RECURRING FUNDS (P117.135)

Balance of Funds as of July 1, 2017	\$ 572,692.37
Income:	
Funds Received for Period July 1, 2017 through June 30, 2018	\$ -
Interest Earned for Period July 1, 2017 through June 30, 2018	\$ 6,986.45
Total Income	<u>\$ 6,986.45</u>
Expenses:	
State Road Project Expenditures	\$ (710,700.20)
Total Expenditures	<u>(710,700.20)</u>
Balance of Funds as of June 30, 2018	\$ (131,021.38)
Funding Commitments:	
State Road Projects	\$ -
Total Commitments	<u>\$ -</u>
Total Uncommitted Funds Available for New Projects	\$ (131,021.38)

STATE ROAD PROJECTS

Project ID#	PROJECT DESCRIPTION	WORK TYPE	RESPONSIBLE AGENCY	BUDGET	EXPENDITURES	CURRENT FISCAL YEAR EXPENDITURES	REMAINING BUDGET	PROJECT STATUS
P030609 (A)	Resurface SC-41 from 7.10 - 8.5 (MP)	Resurface	SCDOT	\$ 622,540.63	\$ 622,540.63	\$ 710,700.20	\$ -	
TOTALS				\$ 622,540.63	\$ 622,540.63	\$ 710,700.20	\$ -	



Certified True and Correct
 Batina Feaster, C Program Manager

Batina Feaster
 Signature

9-4-2018
 Date

MARLBORO

Chairman Joseph C. Breeden Jr.

MARLBORO COUNTY - CTC ANNUAL C FUND REPORT
 JULY 1, 2017 - JUNE 30, 2018
 RECURRING FUNDS

Balance of Funds as of July 1, 2017 \$ 3,793,429.81

Income:

Funds Received for Period July 1, 2017 through June 30, 2018	\$ 898,783.40	
Interest Earned for Period July 1, 2017 through June 30, 2018	\$ 69,966.12	
Total Income	\$ 968,749.52	

Expenses:

3% Administrative Fees - FY 17	\$ (28,852.73)	
Adjustment to move expenditures to H.4230 - CEC P030491	\$ 46,482.20	
Local Paving Project Expenditures	\$ (21,102.15)	
State Road Project Expenditures	\$ (234,718.13)	
Total Expenditures	\$ (238,190.81)	

Balance of Funds as of June 30, 2018 \$ 4,523,988.52

Funding Commitments:

Local Paving Projects	\$ 25,000.00	
State Road Projects	\$ 3,260,101.39	
Total Committed Funds	\$ 3,285,101.39	

Total Uncommitted Funds Available for New Projects \$ 1,238,887.13

PAGE 2 PROJECTS FUNDED WITH RECURRING FUNDS

LOCAL PAVING PROJECTS

Project ID#	PROJECT DESCRIPTION	WORK TYPE	RESPONSIBLE AGENCY	BUDGET	TOTAL EXPENDITURES	CURRENT FISCAL YEAR EXPENDITURES	REMAINING BUDGET	PROJECT STATUS
P032101	Purchase CR-14 to be placed on county dirt roads	Maintenance	County	\$ 50,000.00	\$ 50,000.00	\$ 21,102.15	\$ -	
P037609	Apply crusher-run to county dirt roads	Maintenance	County	\$ 25,000.00	\$ -	\$ -	\$ 25,000.00	

TOTALS \$ 75,000.00 \$ 50,000.00 \$ 21,102.15 \$ 25,000.00

EXPENDITURES FOR LOCAL PAVING PROJECTS AS PERCENT OF TOTAL INCOME: 2.41%

STATE ROAD PROJECTS

Project ID#	PROJECT DESCRIPTION	WORK TYPE	RESPONSIBLE AGENCY	BUDGET	EXPENDITURES	CURRENT FISCAL YEAR EXPENDITURES	REMAINING BUDGET	PROJECT STATUS
0040325	Tree removal various streets in Bennettsville, McColl, Clio & Blenheim	Tree Removal	SCDOT	\$ 250,000.00	\$ 99,750.00	\$ 2,500.00	\$ 150,250.00	
0041420	Install 60' Bridge structure on Oscar Fletcher Rd (S-39)	Bridge	SCDOT	\$ 150,000.00	\$ -	\$ -	\$ 150,000.00	
P027414	Resurface SC-381 from 0.08 MI S of S-34 to 0.07 MI N of S-302	Resurface Road	SCDOT	\$ 195,233.83	\$ 195,233.83	\$ -	\$ -	
P028988	Marlboro Co School Dist - upgrades to Old Wire Rd. (S-165)	Improvements	Marlboro Co School Dist	\$ 160,000.00	\$ 160,000.00	\$ -	\$ -	Closed
P029931 (B)	Resurface Wallace Rd. (S-17) & Ebenezer Rd (S-30)	Resurface	SCDOT	\$ 83,069.08	\$ -	\$ -	\$ 83,069.08	
P030491 (B)	Resurface Dunbar Rd (S-32)	Resurface	SCDOT	\$ 144,481.82	\$ 7,747.03	\$ -	\$ 136,734.79	
P032399 (A)	Resurface S-329, SC-38, S-59, S-18, S-29 & S-63	Resurface	SCDOT	\$ 2,229,765.65	\$ 232,218.13	\$ 232,218.13	\$ 1,997,547.52	
P036810	Resurface a portion of S-494	Resurface	SCDOT	\$ 419,875.00	\$ -	\$ -	\$ 419,875.00	
P037002	Reclamation of Blenheim Rd/Firetower Rd (S-49)	Reclamation	SCDOT	\$ 322,625.00	\$ -	\$ -	\$ 322,625.00	

TOTALS \$ 3,955,050.38 \$ 694,948.99 \$ 234,718.13 \$ 3,260,101.39

25% OF COUNTY'S APPORTIONMENT OF 'C' FUNDS, BASED ON BIENNIAL AVERAGE: 160.46%

MARLBORO COUNTY - CTC ANNUAL C FUND REPORT
 JULY 1, 2017 - JUNE 30, 2018
 SFY 2015 - 2016 NON-RECURRING FUNDS (H.4230)

Balance of Funds as of July 1, 2017	\$ 1,937,743.35
Income:	
Funds Received for Period July 1, 2017 through June 30, 2018	\$ -
Interest Earned for Period July 1, 2017 through June 30, 2018	\$ 16,294.28
Total Income	<u>\$ 16,294.28</u>
Expenses:	
Adjustment to move expenditures from Recurring Funds - CEC P030491	\$ (46,482.20)
State Road Project Expenditures	\$ (1,761,536.45)
Total Expenditures	<u>\$ (1,808,018.65)</u>
Balance of Funds as of June 30, 2018	\$ 146,018.98
Funding Commitments:	
State Road Projects	\$ 133,809.03
Total Commitments	<u>\$ 133,809.03</u>
Total Uncommitted Funds Available for New Projects	\$ 12,209.95

STATE ROAD PROJECTS

Project ID#	PROJECT DESCRIPTION	WORK TYPE	RESPONSIBLE AGENCY	BUDGET	EXPENDITURES	CURRENT FISCAL YEAR EXPENDITURES	REMAINING BUDGET	PROJECT STATUS
P029600 (A)	Resurface Arcadia Rd (S-31)	Resurface	SCDOT	\$ 795,641.28	\$ 750,417.66	\$ 227,491.91	\$ 45,223.62	
P029931 (A)	Resurface Wallace Rd (S-17) & Ebenezer Rd (S-30)	Resurface	SCDOT	\$ 1,100,369.49	\$ 1,036,599.66	\$ 892,754.99	\$ 63,769.83	
P030491 (A)	Resurface Dunbar Rd (S-32)	Resurface	SCDOT	\$ 676,703.78	\$ 651,888.20	\$ 603,669.40	\$ 24,815.58	
P032399 (B)	Resurface S-329, SC-38, S-59, S-18, S-29 & S-63	Resurface	SCDOT	\$ 37,620.15	\$ 37,620.15	\$ 37,620.15	\$ -	
TOTALS				\$ 2,610,334.70	\$ 2,476,525.67	\$ 1,761,536.45	\$ 133,809.03	

MARLBORO COUNTY - CTC ANNUAL C FUND REPORT
 JULY 1, 2017 - JUNE 30, 2018
 SFY 2016 - 2017 NON-RECURRING FUNDS (P117.135)

Balance of Funds as of July 1, 2017	\$ 609,039.72
Income:	
Funds Received for Period July 1, 2017 through June 30, 2018	\$ -
Interest Earned for Period July 1, 2017 through June 30, 2018	\$ 10,333.83
Total Income	<u>\$ 10,333.83</u>
Expenses:	
State Road Project Expenditures	\$ -
Total Expenditures	<u>\$ -</u>
Balance of Funds as of June 30, 2018	\$ 619,373.55
Funding Commitments:	
State Road Projects	\$ -
Total Commitments	<u>\$ -</u>
Total Uncommitted Funds Available for New Projects	\$ 619,373.55

STATE ROAD PROJECTS

Project ID#	PROJECT DESCRIPTION	WORK TYPE	RESPONSIBLE AGENCY	BUDGET	EXPENDITURES	CURRENT FISCAL YEAR EXPENDITURES	REMAINING BUDGET	PROJECT STATUS
				\$ -	\$ -	\$ -	\$ -	
TOTALS				\$ -	\$ -	\$ -	\$ -	



Certified True and Correct
 Batina Feaster, C Program Manager

Batina Feaster
 Signature

9-4-2018
 Date

NEWBERRY

Chairman Tim Carroll

NEWBERRY COUNTY - CTC ANNUAL C FUND REPORT
 JULY 1, 2017 - JUNE 30, 2018
 RECURRING FUNDS

Balance of Funds as of July 1, 2017 **\$ 1,853,543.80**

Income:

Funds Received for Period July 1, 2017 through June 30, 2018	\$ 1,213,357.57
Interest Earned for Period July 1, 2017 through June 30, 2018	\$ 32,306.57
Total Income	\$ 1,245,664.14

Expenses:

3% Administrative Fees - FY 17-18	\$ (37,780.34)
Administrative Fees for FY 17-18	\$ (600.00)
Local Paving Project Expenditures	\$ (118,987.00)
State Road Project Expenditures	\$ (713,318.53)
Total Expenditures	\$ (870,685.87)

Balance of Funds as of June 30, 2018 **\$ 2,228,522.07**

Funding Commitments:

Local Paving Projects	\$ 480,792.00
State Road Projects	\$ 1,125,924.96
Total Committed Funds	\$ 1,606,716.96

Total Uncommitted Funds Available for New Projects **\$ 621,805.11**

PAGE 2 PROJECTS FUNDED WITH RECURRING FUNDS

LOCAL PAVING PROJECTS

Project ID#	PROJECT DESCRIPTION	WORK TYPE	RESPONSIBLE AGENCY	BUDGET	TOTAL EXPENDITURES	CURRENT FISCAL YEAR EXPENDITURES	REMAINING BUDGET	PROJECT STATUS
P027267	Roadway striping on county roads	Improvement	County	\$ 23,000.00	\$ -	\$ -	\$ 23,000.00	
P028914	CTC Consultant services for FY15/16	Consulting	County	\$ 22,000.00	\$ 22,000.00	\$ -	\$ -	Closed
P030829	CTC Consultant Fees For FY 16-17	Consulting	County	\$ 24,000.00	\$ 24,000.00	\$ 10,000.00	\$ -	Closed
P032387	Emergency repair to storm drain on Friend St including resurfacing the area	Drainage	City of Newberry	\$ 10,000.00	\$ 10,000.00	\$ 10,000.00	\$ -	Closed
P032388	Resurface Gulf St, Bodie St, Hazel St, Priscilla St & Radfo St	Resurface	City of Newberry	\$ 115,000.00	\$ 74,987.00	\$ 74,987.00	\$ 40,013.00	
P032464	Level & resurface Brannon Rd	Resurface	County	\$ 140,377.00	\$ -	\$ -	\$ 140,377.00	
P032465	Level & resurface Paul Long Rd	Resurface	County	\$ 49,056.00	\$ -	\$ -	\$ 49,056.00	
P032466	Chip seal Lanewood Rd, Fish Pond Rd, Doe Rd, Devon Rd & Little Ranches Rd	Chip Seal	County	\$ 81,312.00	\$ -	\$ -	\$ 81,312.00	
P034694	Patching & chip sealing Plum Nelly Rd, Paul Green Rd, Yarborough Cr & Willingham Rd	Chip Seal	County	\$ 84,409.00	\$ -	\$ -	\$ 84,409.00	
P034695	CTC Consultant Fees for FY 17-18	Consulting	County	\$ 24,000.00	\$ 24,000.00	\$ 24,000.00	\$ -	Closed
P037484	Resurface Williams Wood Dr	Resurface	County	\$ 54,625.00	\$ -	\$ -	\$ 54,625.00	
P037608	Full depth patching on Gallman St, Summer St & Charles St	Patching	City of Newberry	\$ 8,000.00	\$ -	\$ -	\$ 8,000.00	

TOTALS \$ 635,779.00 \$ 154,987.00 \$ 118,987.00 \$ 480,792.00

EXPENDITURES FOR LOCAL PAVING PROJECTS AS PERCENT OF TOTAL INCOME: 9.75%

STATE ROAD PROJECTS

Project ID#	PROJECT DESCRIPTION	WORK TYPE	RESPONSIBLE AGENCY	BUDGET	EXPENDITURES	CURRENT FISCAL YEAR EXPENDITURES	REMAINING BUDGET	PROJECT STATUS
P029220	Upgrade downtown sidewalks to ada compliance on Main St (S-391)	Enhancement	SCDOT	\$ 69,108.00	\$ 69,108.00	\$ -	\$ -	
P029235	Full depth reclamation of Maybinton Rd (S-45) Tyger River Rd (S-54), Dogwalla Rd (S-702) & Peter's Creek Rd (S-156)	Reclamation	SCDOT	\$ 1,098,537.03	\$ 968,278.58	\$ 678,214.26	\$ 130,258.45	
P030012	Bridge Spanning the Enoree River Along US-176/SC72/SC-212 starting in Newberry Co "Senator Marvin E. Abrams Bridge"	Dedication	SCDOT	\$ 250.00	\$ 250.00	\$ 250.00	\$ -	Closed
P030291	I-26/SC-773 "Senator Marvin E. Abrams Bridge"	Dedication	SCDOT	\$ 500.00	\$ 500.00	\$ 500.00	\$ -	Closed
P030292	I-26/SC-202 "Senator Eugene Griffith Interchange"	Dedication	SCDOT	\$ 500.00	\$ 500.00	\$ 500.00	\$ -	Closed
P032459 (A)	Mill & resurface SC-66	Resurface & Improvements	SCDOT	\$ 494,883.13	\$ 33,854.27	\$ 33,854.27	\$ 461,028.86	
P036850	Road improvements from boring under roadway to repair water line - Town of Prosperity	Improvements	Town of Prosperity	\$ 39,015.00	\$ -	\$ -	\$ 39,015.00	
P037354	Pay portion of grant for sidewalk & road repair on Church St (SC-72) from Watson St (SC-176) to Leaman St	Improvements	Town of Whitmire	\$ 200,000.00	\$ -	\$ -	\$ 200,000.00	
P037402 (B)	Full depth reclamation of Island Ford Rd (S-48)	Reclamation	SCDOT	\$ 181,000.00	\$ -	\$ -	\$ 181,000.00	
P037792 (C.)	Resurface all or portion of SC-391, S-26, S-773 & S-93	Resurface	SCDOT	\$ 114,622.65	\$ -	\$ -	\$ 114,622.65	

TOTALS \$ 2,198,415.81 \$ 1,072,490.85 \$ 713,318.53 \$ 1,125,924.96

25% OF COUNTY'S APPORTIONMENT OF 'C' FUNDS, BASED ON BIENNIAL AVERAGE:

33.16%

NEWBERRY COUNTY - CTC ANNUAL C FUND REPORT
 JULY 1, 2017 - JUNE 30, 2018
 SFY 2015 - 2016 NON-RECURRING FUNDS (H.4230)

Balance of Funds as of July 1, 2017	\$ 1,802,169.79
Income:	
Funds Received for Period July 1, 2017 through June 30, 2018	\$ -
Interest Earned for Period July 1, 2017 through June 30, 2018	\$ 29,971.35
Total Income	<u>\$ 29,971.35</u>
Expenses:	
State Road Project Expenditures	\$ (295,549.65)
Total Expenditures	<u>(295,549.65)</u>
Balance of Funds as of June 30, 2018	\$ 1,536,591.49
Funding Commitments:	
State Road Projects	\$ 1,529,241.40
Total Commitments	<u>\$ 1,529,241.40</u>
Total Uncommitted Funds Available for New Projects	\$ 7,350.09

STATE ROAD PROJECTS

Project ID#	PROJECT DESCRIPTION	WORK TYPE	RESPONSIBLE AGENCY	BUDGET	EXPENDITURES	CURRENT FISCAL YEAR EXPENDITURES	REMAINING BUDGET	PROJECT STATUS
P029236	Tripe Treatment on S-67, S-17(42) & S-281	Tripe treatment	SCDOT	\$ 1,628,071.77	\$ 1,628,071.77	\$ -	\$ -	Closed
P029402 (A)	Full depth reclamation of S-33, S-17 & S-299	Reclamation	SCDOT	\$ 1,027,808.07	\$ 41,135.13	\$ 41,135.13	\$ 986,672.94	
P032458 (A)	Full depth reclamation of S-344 & S-545	Reclamation	SCDOT	\$ 402,188.90	\$ 254,414.52	\$ 254,414.52	\$ 147,774.38	
P037402 (A)	Full depth reclamation of Island Ford Rd (S-48)	Reclamation	SCDOT	\$ 312,000.00	\$ -	\$ -	\$ 312,000.00	
P037792 (A)	Resurface all or portion of SC-391, S-26, S-773 & S-93	Resurface	SCDOT	\$ 82,794.08	\$ -	\$ -	\$ 82,794.08	
TOTALS				\$ 3,452,862.82	\$ 1,923,621.42	\$ 295,549.65	\$ 1,529,241.40	

NEWBERRY COUNTY - CTC ANNUAL C FUND REPORT
 JULY 1, 2017 - JUNE 30, 2018
 SFY 2016 - 2017 NON-RECURRING FUNDS (P117.135)

Balance of Funds as of July 1, 2017	\$	822,203.61
Income:		
Funds Received for Period July 1, 2017 through June 30, 2018	\$	-
Interest Earned for Period July 1, 2017 through June 30, 2018	\$	13,407.73
Total Income	\$	<u>13,407.73</u>
Expenses:		
State Road Project Expenditures	\$	(596,964.50)
Total Expenditures	\$	<u>(596,964.50)</u>
Balance of Funds as of June 30, 2018	\$	238,646.84
Funding Commitments:		
State Road Projects	\$	238,305.42
Total Commitments	\$	<u>238,305.42</u>
Total Uncommitted Funds Available for New Projects	\$	341.42

STATE ROAD PROJECTS

Project ID#	PROJECT DESCRIPTION	WORK TYPE	RESPONSIBLE AGENCY	BUDGET	EXPENDITURES	CURRENT FISCAL YEAR EXPENDITURES	REMAINING BUDGET	PROJECT STATUS
P032110	Full depth reclamation of S-86 & S-86	Reclamation	SCDOT	\$ 636,560.50	\$ 557,104.50	\$ 557,104.50	\$ 79,456.00	
P032458 (B)	Full depth reclamation of S-344 & S-545	Reclamation	SCDOT	\$ 136,585.85	\$ -	\$ -	\$ 136,585.85	
P032459 (B)	Mill & resurface SC-66	Resurface & Improvements	SCDOT	\$ 46,785.19	\$ 39,860.00	\$ 39,860.00	\$ 6,925.19	
P037792 (B)	Resurface all or portion of SC-391, S-26, S-773 & S-93	Resurface	SCDOT	\$ 15,338.38	\$ -	\$ -	\$ 15,338.38	
TOTALS				\$ 835,269.92	\$ 596,964.50	\$ 596,964.50	\$ 238,305.42	



Certified True and Correct
 Batina Feaster, C Program Manager

Batina Feaster
 Signature

9-4-2018
 Date

OCONJEE

Chairman Sammy W. Dickson

OCONEE COUNTY - CTC ANNUAL C FUND REPORT
 JULY 1, 2017 - JUNE 30, 2018
 RECURRING FUNDS

Balance of Funds as of July 1, 2017 **\$ 3,944,672.34**

Income:		
	Funds Received for Period July 1, 2017 through June 30, 2018	\$ 1,707,688.44
	Interest Earned for Period July 1, 2017 through June 30, 2018	\$ 71,039.42
	Total Income	\$ 1,778,727.86

Expenses:		
	3% Administrative Fees - FY 17	\$ (53,412.25)
	Local Paving Project Expenditures	\$ (44,497.50)
	State Road Project Expenditures	\$ (642,944.35)
	Total Expenditures	\$ (740,854.10)

Balance of Funds as of June 30, 2018 **\$ 4,982,546.10**

Funding Commitments:		
	Local Paving Projects	\$ 993,624.50
	State Road Projects	\$ 1,762,492.00
	Total Committed Funds	\$ 2,756,116.50

Total Uncommitted Funds Available for New Projects **\$ 2,226,429.60**

PAGE 2 PROJECTS FUNDED WITH RECURRING FUNDS

LOCAL PAVING PROJECTS

Project ID#	PROJECT DESCRIPTION	WORK TYPE	RESPONSIBLE AGENCY	BUDGET	TOTAL EXPENDITURES	CURRENT FISCAL YEAR EXPENDITURES	REMAINING BUDGET	PROJECT STATUS
P030548	Partial Match for road improvements to New Seneca Fall Park off S-37	Improvements	County	\$ 70,000.00	\$ -	\$ -	\$ 70,000.00	
P030905	Resurface & Road Improvements to county roads	Resurface	County	\$ 400,000.00	\$ -	\$ -	\$ 400,000.00	
P032241	Resurface Legion Dr	Resurface	County	\$ 44,497.50	\$ 44,497.50	\$ 44,497.50	\$ -	Closed
P036893	Construct new entrance road into Golden Commerce Park off Hwy 59 in Fair Play	Construction	County	\$ 391,153.00	\$ -	\$ -	\$ 391,153.00	
P037775	Place storm drain over creek on Emerald Rd	Drainage	City of Seneca	\$ 132,471.50	\$ -	\$ -	\$ 132,471.50	
TOTALS				\$ 1,038,122.00	\$ 44,497.50	\$ 44,497.50	\$ 993,624.50	

EXPENDITURES FOR LOCAL PAVING PROJECTS AS PERCENT OF TOTAL INCOME: 2.60%

STATE ROAD PROJECTS

Project ID#	PROJECT DESCRIPTION	WORK TYPE	RESPONSIBLE AGENCY	BUDGET	EXPENDITURES	CURRENT FISCAL YEAR EXPENDITURES	REMAINING BUDGET	PROJECT STATUS
P032212	Road & shoulder work on N Townville Rd (S-299/301) & Pine St (S-284)	Improvements	City of Seneca	\$ 911,210.40	\$ 911,210.40	\$ 642,944.35	\$ -	Closed
P032213	Deceleration lane on westbound lane of SC-28	Improvements	City of Walhalla	\$ 50,000.00	\$ 46,200.00	\$ -	\$ 3,800.00	
P036949	Install turn lane, acceleration & deceleration lane, 2 points of entry & exit sotrm drain at 2063 Sandifer Blvd (SC-123)	Turn Lanes	County	\$ 425,000.00	\$ -	\$ -	\$ 425,000.00	
P037101	Resurface in Mill Hill Village S-433, S-506, S-624, S-149, S-625, S-388, S-491, S-165, S-499 & S-122	Resurface	City of Walhalla	\$ 285,000.00	\$ -	\$ -	\$ 285,000.00	
P037223	Resurface a portion of Isbell Rd (S-236) & S Radio Station Rd (S-50)	Resurface	SCDOT	\$ 1,048,692.00	\$ -	\$ -	\$ 1,048,692.00	
TOTALS				\$ 2,719,902.40	\$ 957,410.40	\$ 642,944.35	\$ 1,762,492.00	

25% OF COUNTY'S APPORTIONMENT OF 'C' FUNDS, BASED ON BIENNIAL AVERAGE: 87.95%

OCONEE COUNTY - CTC ANNUAL C FUND REPORT
 JULY 1, 2017 - JUNE 30, 2018

Balance of Funds as of July 1, 2017	\$ 4,306,159.77
Income:	
Funds Received for Period July 1, 2017 through June 30, 2018	\$ -
Interest Earned for Period July 1, 2017 through June 30, 2018	\$ 32,225.53
Total Income	<u>\$ 32,225.53</u>
Expenses:	
State Road Project Expenditures	\$ (3,545,135.38)
Total Expenditures	<u>\$ (3,545,135.38)</u>
Balance of Funds as of June 30, 2018	\$ 793,249.92
Funding Commitments:	
State Road Projects	\$ 585,556.20
Total Commitments	<u>\$ 585,556.20</u>
Total Uncommitted Funds Available for New Projects	\$ 207,693.72

STATE ROAD PROJECTS

Project ID#	PROJECT DESCRIPTION	WORK TYPE	RESPONSIBLE AGENCY	BUDGET	EXPENDITURES	CURRENT FISCAL YEAR EXPENDITURES	REMAINING BUDGET	PROJECT STATUS
P029185 (A)	Resurface S-35,S-50,S-54,S-136,S-439,S-447,S-480 & S-37	Resurface	SCDOT	\$ 4,823,956.46	\$ 4,238,400.26	\$ 3,545,135.38	\$ 585,556.20	
TOTALS				\$ 4,823,956.46	\$ 4,238,400.26	\$ 3,545,135.38	\$ 585,556.20	

OCONEE COUNTY - CTC ANNUAL C FUND REPORT
 JULY 1, 2017 - JUNE 30, 2018
 SFY 2016 - 2017 NON-RECURRING FUNDS (P117.135)

Balance of Funds as of July 1, 2017		\$	1,157,175.46
Income:			
Funds Received for Period July 1, 2017 through June 30, 2018	\$	-	
Interest Earned for Period July 1, 2017 through June 30, 2018	\$	17,203.73	
Total Income	\$	<u>17,203.73</u>	
Expenses:			
State Road Project Expenditures	\$	(942,154.81)	
Total Expenditures	\$	<u>(942,154.81)</u>	
Balance of Funds as of June 30, 2018	\$	232,224.38	
Funding Commitments:			
State Road Projects	\$	211,011.52	
Total Commitments	\$	<u>211,011.52</u>	
Total Uncommitted Funds Available for New Projects	\$	21,212.86	

STATE ROAD PROJECTS

Project ID#	PROJECT DESCRIPTION	WORK TYPE	RESPONSIBLE AGENCY	BUDGET	EXPENDITURES	CURRENT FISCAL YEAR EXPENDITURES	REMAINING BUDGET	PROJECT STATUS
P030766	Resurface SC-59 (W Fairplay Blvd) to SC-243 (E Fairplay Blvd)	Resurface	SCDOT	\$ 1,153,166.33	\$ 942,154.81	\$ 942,154.81	\$ 211,011.52	
TOTALS				\$ 1,153,166.33	\$ 942,154.81	\$ 942,154.81	\$ 211,011.52	



Certified True and Correct
 Batina Feaster, C Program Manager

Batina Feaster
 Signature

9-24-2018
 Date

ORANGEBURG

Chairman Dr. Jesse E. Kinard

ORANGEBURG COUNTY - CTC ANNUAL C FUND REPORT
 JULY 1, 2017 - JUNE 30, 2018
 RECURRING FUNDS

Balance of Funds as of July 1, 2017		\$ 9,866,097.70
Income:		
Funds Received for Period July 1, 2017 through June 30, 2018	\$ 2,404,245.58	
Interest Earned for Period July 1, 2017 through June 30, 2018	\$ 161,121.63	
Total Income	\$ 2,565,367.21	
Expenses:		
3% Administrative Fees - FY 17	\$ (77,870.00)	
Local Paving Project Expenditures	\$ (1,408,648.89)	
State Road Project Expenditures	\$ (614,304.89)	
Total Expenditures	\$ (2,100,823.78)	
Balance of Funds as of June 30, 2018		\$ 10,330,641.13
Funding Commitments:		
Local Paving Projects	\$ 7,686,508.00	
State Road Projects	\$ 875,867.34	
Total Committed Funds	\$ 8,562,375.34	
Total Uncommitted Funds Available for New Projects		\$ 1,768,265.79

PAGE 2 PROJECTS FUNDED WITH RECURRING FUNDS

LOCAL PAVING PROJECTS

Project ID#	PROJECT DESCRIPTION	WORK TYPE	RESPONSIBLE AGENCY	BUDGET	TOTAL EXPENDITURES	CURRENT FISCAL YEAR EXPENDITURES	REMAINING BUDGET	PROJECT STATUS
6041315	Pave Wactor Dr in Santee	Paving	County	\$ 290,000.49	\$ 290,000.49	290,000.49	-	Closed
6041316	Pave Comet Ct in Eutawville	Paving	County	\$ 107,117.03	\$ 107,117.03	107,117.03	-	Closed
6041319	Pave Gaines Ct in Vance	Paving	County	\$ 127,828.17	\$ 127,828.17	127,828.17	-	Closed
6041982	Pave Hi-Ridge Rd in Eutawville	Paving	County	\$ 104,737.41	\$ 104,737.41	104,737.41	-	Closed
6042263	Pave Stardust Ln	Paving	County	\$ 158,511.66	\$ 158,511.66	158,511.66	-	Closed
6042264	Pave Montgomery Dr.	Paving	County	\$ 116,588.18	\$ 116,588.18	116,588.18	-	Closed
6042266	Pave Waikiki Dr.	Paving	County	\$ 117,323.77	\$ 117,323.77	117,323.77	-	Closed
6042524	Pave Millwood Farm Rd	Paving	County	\$ 190,000.00	\$ -	-	190,000.00	
P027710	Pave Archie Rd	Paving	County	\$ 95,000.00	\$ -	-	95,000.00	
P027712	Pave Brock Dr.	Paving	County	\$ 77,196.70	\$ 77,196.70	77,196.70	-	Closed
P027713	Pave Creek Mill Rd	Paving	County	\$ 495,000.00	\$ -	-	495,000.00	
P028150	Pave Lanier Rd in Holly Hill	Paving	County	\$ 370,000.00	\$ -	-	370,000.00	
P028330	Pave Farnum Rd	Paving	County	\$ 285,696.52	\$ 285,696.52	285,696.52	-	Closed
P028332	Pave Ackerly Rd	Paving	County	\$ 295,000.00	\$ -	-	295,000.00	
P028793	Pave Bethel Forest Rd	Paving	County	\$ 270,000.00	\$ -	-	270,000.00	
P028794	Pave Saddle Ridge Rd	Paving	County	\$ 152,000.00	\$ -	-	152,000.00	
P028796	Pave Northwood Dr	Paving	County	\$ 120,000.00	\$ -	-	120,000.00	
P029538	Pave Odell Dr	Paving	County	\$ 140,000.00	\$ -	-	140,000.00	
P029359	Pave Darlene Dr	Paving	County	\$ 150,000.00	\$ -	-	150,000.00	
P030298	Pave Pine St in Holly Hill	Paving	County	\$ 85,000.00	\$ -	-	85,000.00	
P030299	Pave Gable Dr in Eutawville	Paving	County	\$ 270,000.00	\$ -	-	270,000.00	
P030300	Pave Elm St in Holly Hill	Paving	County	\$ 45,000.00	\$ -	-	45,000.00	
P030310	Pave Deer Meadow Rd	Paving	County	\$ 23,648.96	\$ 23,648.96	23,648.96	-	Closed
P030754	Pave Felder Rd	Paving	County	\$ 90,000.00	\$ -	-	90,000.00	
P030755	Pave Netherlands Dr.	Paving	County	\$ 299,500.00	\$ -	-	299,500.00	
P030756	Pave Stacey Bridge Rd	Paving	County	\$ 335,000.00	\$ -	-	335,000.00	
P030757	Pave Trojan St.	Paving	County	\$ 125,000.00	\$ -	-	125,000.00	
P031872	Pave Ruff Rd	Paving	County	\$ 643,000.00	\$ -	-	643,000.00	
P037197	Pave Till Hill Rd, Benthomp Rd, Wilcants Rd, Oregon St, Rain Lilly Ln, Dry Yard Rd & Westminister Dr	Paving	County	\$ 1,670,803.00	\$ -	-	1,670,803.00	
P037346	Pave Kingland Rd	Paving	County	\$ 155,909.00	\$ -	-	155,909.00	
P037347	Pave Mirms Lake Rd	Paving	County	\$ 674,616.00	\$ -	-	-	
P037348	Pave Iva Rd	Paving	County	\$ 494,846.00	\$ -	-	-	
P037349	Pave Sweet Bay Ln	Paving	County	\$ 325,869.00	\$ -	-	-	
P037350	Pave Beckett Dr	Paving	County	\$ 194,965.00	\$ -	-	-	

TOTALS \$ 9,095,156.89 \$ 1,408,648.89 1,408,648.89 7,686,508.00

EXPENDITURES FOR LOCAL PAVING PROJECTS AS PERCENT OF TOTAL INCOME: 58.56%

PAGE 3 PROJECTS FUNDED WITH RECURRING FUNDS

STATE ROAD PROJECTS

Project ID#	PROJECT DESCRIPTION	WORK TYPE	RESPONSIBLE AGENCY	BUDGET	EXPENDITURES	CURRENT FISCAL YEAR EXPENDITURES	REMAINING BUDGET	PROJECT STATUS
0041484	Widen & Install left turn lane on US-21	Left Turn Lane	County	\$ 315,000.00	\$ -	\$ -	\$ 315,000.00	
0041485	Install Pedestrian Bridge at SC State University Across US-21	Bridge	SCDOT	\$ 1,085,000.00	\$ 1,085,000.00	\$ -	\$ -	
0041623	Interchange Project for I-95/US-301	Interchange	SCDOT	\$ 500,000.00	\$ 500,000.00	\$ -	\$ -	
0042265	Drainage Correction on US-15 Conn	Drainage	Santee	\$ 20,888.00	\$ 20,888.00	\$ 16,605.00	\$ -	Closed
P027821	Intersection Improvement at US-601 & Zan St; Fed Project #34105	Improvement	SCDOT	\$ 500,000.00	\$ -	\$ -	\$ 500,000.00	
P028627	Streetscape Project to include sidewalk, lighting, landscaping & irrigation along Old St Rd (US-176)	Enhancement	SCDOT	\$ 100,000.00	\$ 100,000.00	\$ -	\$ -	
P029162	Install sidewalk on Homestead Rd (S-36) from US-178 to Bowman Fire Dept	Sidewalk	SCDOT	\$ 75,000.00	\$ 75,000.00	\$ -	\$ -	Closed
P029650 (B)	Resurface S-33, S-39, S-52, S-90, S-92, S-179, S-244, S-245, S-263, S-507, S-907, S-910, S-949, S-955, S-1010, S-1374, S-17670 & S-1816	Resurface	SCDOT	\$ 981,727.21	\$ 920,859.87	\$ 597,695.89	\$ 60,867.34	
P030373	Resurface SC-70	Resurface	SCDOT	\$ 300,000.00	\$ 300,000.00	\$ -	\$ -	

TOTALS

\$ 3,877,615.21 \$ 3,001,747.87 \$ 614,304.89 \$ 875,867.34

25% OF COUNTY'S APPORTIONMENT OF 'C' FUNDS, BASED ON BIENNIAL AVERAGE:

25.55%

ORANGEBURG COUNTY - CTC ANNUAL C FUND REPORT
 JULY 1, 2017 - JUNE 30, 2018
 SFY 2015 - 2016 NON-RECURRING FUNDS (H.4230)

Balance of Funds as of July 1, 2017	\$	4,569,335.39
Income:		
Funds Received for Period July 1, 2017 through June 30, 2018	\$	-
Interest Earned for Period July 1, 2017 through June 30, 2018	\$	37,290.43
Total Income	\$	<u>37,290.43</u>
Expenses:		
State Road Project Expenditures	\$	<u>(3,722,479.96)</u>
Total Expenditures	\$	(3,722,479.96)
Balance of Funds as of June 30, 2018	\$	884,145.86
Funding Commitments:		
State Road Projects	\$	711,819.19
Total Commitments	\$	<u>711,819.19</u>
Total Uncommitted Funds Available for New Projects	\$	172,326.67

STATE ROAD PROJECTS

Project ID#	PROJECT DESCRIPTION	WORK TYPE	RESPONSIBLE AGENCY	BUDGET	EXPENDITURES	CURRENT FISCAL YEAR EXPENDITURES	REMAINING BUDGET	PROJECT STATUS
C P029240	Resurface S-106, S-116, S-128, S-152, S-224, S-607, S-667, S-1021, S-1022, S-1094, S-1196, S-1203, S-1463, S-1588, S-1649, S-1650, S-1660 & S-1901	Resurface	SCDOT	\$ 2,726,213.48	\$ 2,337,554.27	\$ 41,025.34	\$ 388,659.21	
C P029650 (A)	Resurface S-33, S-39, S-52, S-90, S-92, S-179, S-244, S-245, S-263, S-507, S-907, S-910, S-949, S-955, S-1010, S-1374, S-17670 & S-1816	Resurface	SCDOT	\$ 4,188,832.45	\$ 3,865,672.47	\$ 3,681,454.62	\$ 323,159.98	
TOTALS				\$ 6,915,045.93	\$ 6,203,226.74	\$ 3,722,479.96	\$ 711,819.19	

ORANGEBURG COUNTY - CTC ANNUAL C FUND REPORT
 JULY 1, 2017 - JUNE 30, 2018
 SFY 2016 - 2017 NON-RECURRING FUNDS (P117.135)

Balance of Funds as of July 1, 2017	\$		1,629,181.24
Income:			
Funds Received for Period July 1, 2017 through June 30, 2018	\$	-	
Interest Earned for Period July 1, 2017 through June 30, 2018	\$	27,642.98	
Total Income	\$	27,642.98	
Expenses:			
State Road Project Expenditures	\$	-	
Total Expenditures	\$	-	
Balance of Funds as of June 30, 2018	\$		1,656,824.22
Funding Commitments:			
State Road Projects	\$	-	
Total Commitments	\$	-	
Total Uncommitted Funds Available for New Projects	\$		1,656,824.22

STATE ROAD PROJECTS

Project ID#	PROJECT DESCRIPTION	WORK TYPE	RESPONSIBLE AGENCY	BUDGET	EXPENDITURES	CURRENT FISCAL YEAR EXPENDITURES	REMAINING BUDGET	PROJECT STATUS
				\$ -	\$ -	\$ -	\$ -	
TOTALS				\$ -	\$ -	\$ -	\$ -	



Certified True and Correct
 Batina Feaster, C Program Manager

Batina Feaster
 Signature

9-4-2018
 Date

RICHLAND

Chairman James C. Brown

RICHLAND COUNTY - CTC ANNUAL C FUND REPORT
 JULY 1, 2017 - JUNE 30, 2018
 RECURRING FUNDS

Balance of Funds as of July 1, 2017 **\$ 9,498,369.25**

Income:	Funds Received for Period July 1, 2017 through June 30, 2018	\$ 3,512,745.12
	Interest Earned for Period July 1, 2017 through June 30, 2018	\$ 198,799.66
	Donor Bonus FY 17	\$ 1,170,798.78
	Total Income	\$ 4,882,343.56

Expenses:	3% Administrative Fees - FY 17	\$ (118,382.75)
	Bond Repayment - FY 17-18	\$ (206,900.00)
	Admin Fees - FY 17-18	\$ (2,000.00)
	Local Paving Project Expenditures	\$ -
	State Road Project Expenditures	\$ (233,191.38)
	Total Expenditures	\$ (560,474.13)

Balance of Funds as of June 30, 2018 **\$ 13,820,238.68**

Funding Commitments:	Local Paving Projects	\$ 3,328,901.58
	State Road Projects	\$ 9,835,131.08
	Total Committed Funds	\$ 13,164,032.66

Total Uncommitted Funds Available for New Projects **\$ 656,206.02**

PAGE 2 PROJECTS FUNDED WITH RECURRING FUNDS

LOCAL PAVING PROJECTS

Project ID#	PROJECT DESCRIPTION	WORK TYPE	RESPONSIBLE AGENCY	BUDGET	TOTAL EXPENDITURES	CURRENT FISCAL YEAR EXPENDITURES	REMAINING BUDGET	PROJECT STATUS
P029826	Construct sidewalk on Summit Ridge Dr, Bombing Flange Rd & Sumter Parkway Between Hard Scrabble Rd & Tallion Dr.	Construction	County	\$ 1,012,044.00	\$ -	\$ -	\$ 1,012,044.00	
P030365	Install sidewalk on Miramar Dr.	Sidewalk	County	\$ 290,042.00	\$ -	\$ -	\$ 290,042.00	
P034726	Road improvements for Chesnut Hill road project to include Lost Creek Dr, Bluff Pt, Pond Oak & West Way	Improvements	City of Columbia	\$ 1,500,000.00	\$ -	\$ -	\$ 1,500,000.00	
P037536	Design & construct sidewalk & flashing school zone along Longreen Parkway	Sidewalk	County	\$ 216,269.50	\$ -	\$ -	\$ 216,269.50	
P037606	Rebuild section of Fountain Lake Rd beginning at Garners Ferry Rd for approx. 1740'	Improvements	County	\$ 310,546.08	\$ -	\$ -	\$ 310,546.08	
TOTALS				\$ 3,328,901.58	\$ -	\$ -	\$ 3,328,901.58	

EXPENDITURES FOR LOCAL PAVING PROJECTS AS PERCENT OF TOTAL INCOME: 0.00%

STATE ROAD PROJECTS

Project ID#	PROJECT DESCRIPTION	WORK TYPE	RESPONSIBLE AGENCY	BUDGET	EXPENDITURES	CURRENT FISCAL YEAR EXPENDITURES	REMAINING BUDGET	PROJECT STATUS
0041533	Construct sidewalk on Bitternut Rd (S-1317) Left side only from existing sidewalk near Squirrel Cr to Padgett Rd.	Construction	SCDOT	\$ 925,516.00	\$ 766,873.06	\$ -	\$ 158,642.94	
0041846	Contributing to the installation of Sidewalk Along Bluff Rd (SC-48) from Main Fairgrounds entrance on Rosewood Dr, South Along Bluff Rd to George Rogers Blvd.	Sidewalk	SCDOT	\$ 800,000.00	\$ 796,667.53	\$ -	\$ 3,332.47	
0042579	Construct sidewalk along Greenlawn Dr (S-49) from Leesburg Rd to US-76	Construction	SCDOT	\$ 921,816.69	\$ 229,192.89	\$ 31,438.24	\$ 692,623.80	
0042796	Design & construct left turn lane at Defender corp on US-378	Construction	SCDOT	\$ 390,656.57	\$ 329,139.87	\$ -	\$ 61,516.70	
P027199	Install sidewalk on Mason Rd (S-219)	Sidewalk	SCDOT	\$ 307,910.80	\$ 264,924.00	\$ -	\$ 42,986.80	
P027198	PE for Sidewalk installation on Patterson Rd (S-707)	Sidewalk	SCDOT	\$ 1,267,362.90	\$ 139,046.04	\$ 19,973.14	\$ 1,128,316.86	
P027709	Install Sidewalk & Bike Lane, Bluff Rd (SC-48) from S 2644 to Carswell Rd.	Sidewalk	SCDOT	\$ 178,180.00	\$ 74,960.00	\$ 7,780.00	\$ 103,220.00	
P028051	Resurface all or a portion of Chapin Rd, Shadowood Dr., W Shady grove and Water Garden Ct	Resurface	SCDOT	\$ 879,167.55	\$ 879,167.55	\$ -	\$ -	Closed

PAGE 3 PROJECTS FUNDED WITH RECURRING FUNDS

STATE ROAD PROJECTS (Continued)

Project ID#	PROJECT DESCRIPTION	WORK TYPE	RESPONSIBLE AGENCY	BUDGET	TOTAL EXPENDITURES	CURRENT FISCAL YEAR EXPENDITURES	REMAINING BUDGET	PROJECT STATUS
P029800 (B)	Resurface S-41, S-43, S-95, S-336, S-423, S-479, S-489, S-592, etc.	Resurface	SCDOT	\$ 289,002.73	\$ -	\$ -	\$ 289,002.73	
P030001	Install Sidewalk Along Sparkleberry Ln at Spring Valley HS	Sidewalk	SCDOT	\$ 821,860.46	\$ 60,000.00	\$ 60,000.00	\$ 761,860.46	
P030761	Phase II - Assembly St (SC-48) Improvements for Pendleton St. to Lady St.	Improvements	City of Columbia	\$ 609,000.00	\$ -	\$ -	\$ 609,000.00	
P030763	Sidewalk extension on Piney Woods Rd (S-674)	Sidewalk	SCDOT	\$ 305,835.51	\$ 46,000.00	\$ 46,000.00	\$ 259,835.51	
P030764	Install sidewalk on Christie Rd (S-1802)	Sidewalk	SCDOT	\$ 93,006.89	\$ 31,000.00	\$ 31,000.00	\$ 62,006.89	
P030765	Sidewalk extension on Brickyard Rd (S-43)	Sidewalk	SCDOT	\$ 50,354.07	\$ 36,000.00	\$ 36,000.00	\$ 14,354.07	
P032237	Construct sidewalk along Percival Rd (SC-12)	Sidewalk	County	\$ 2,500,000.00	\$ -	\$ -	\$ 2,500,000.00	
P032397	Interchange located at I-126 & I-26 "Milton Kimpson Interchange"	Dedication	SCDOT	\$ 500.00	\$ 500.00	\$ 500.00	\$ -	Closed
P032398	Name Richard St "Deacon James Knotts Street"	Dedication	SCDOT	\$ 500.00	\$ 500.00	\$ 500.00	\$ -	Closed
P037228	Resurface S-70, S-81, S-467, S-824, S-944, S-1143, S-1549, S-2504, S-2505, S-2682 & S-3021	Resurface	SCDOT	\$ 1,399,233.13	\$ -	\$ -	\$ 1,399,233.13	
P037359 (C.)	Resurface a portion of Decker Blvd (S-151)	Resurface	SCDOT	\$ 49,198.72	\$ -	\$ -	\$ 49,198.72	
P037535	Install turn lanes at Caughman Rd (S-404) & Hallbrook Dr/Traillwood Ln (S-1660) intersection, and turn lanes at the school driveways	Turn Lanes	SCDOT	\$ 1,700,000.00	\$ -	\$ -	\$ 1,700,000.00	
TOTALS				\$ 13,489,102.02	\$ 3,653,970.94	\$ 233,191.38	\$ 9,835,131.08	

25% OF COUNTY'S APPORTIONMENT OF 'C' FUNDS, BASED ON BIENNIAL AVERAGE: 123.99%

RICHLAND COUNTY - CTC ANNUAL C FUND REPORT
 JULY 1, 2017 - JUNE 30, 2018
 SFY 2015 - 2016 NON-RECURRING FUNDS (H.4230)

Balance of Funds as of July 1, 2017	\$	8,213,282.79
Income:		
Funds Received for Period July 1, 2017 through June 30, 2018	\$	-
Interest Earned for Period July 1, 2017 through June 30, 2018	\$	55,115.62
Total Income	\$	55,115.62
Expenses:		
State Road Project Expenditures	\$	(7,251,310.08)
Total Expenditures	\$	(7,251,310.08)
Balance of Funds as of June 30, 2018	\$	1,017,088.33
Funding Commitments:		
State Road Projects	\$	1,008,015.87
Total Commitments	\$	1,008,015.87
Total Uncommitted Funds Available for New Projects	\$	9,072.46

STATE ROAD PROJECTS

Project ID#	PROJECT DESCRIPTION	WORK TYPE	RESPONSIBLE AGENCY	BUDGET	EXPENDITURES	CURRENT FISCAL YEAR EXPENDITURES	REMAINING BUDGET	PROJECT STATUS
P029800 (A)	Resurface S-41, S-43, S-95, S-336, S-423, S-479, S-489, S-592, S-643, S-674, S-682, S-702, S-926, S-927, S-978, S-1058, S-1292, S-1296, S-1369, S-1382, S-1437, S-1499, S-1500, S-1562, S-1660, S-1751, S-1776, S-1804, S-1837, S-1859, S-2005, S-2089, S-2169, S-2332, S-2365, S-2473, S-2642, S-2643, S-2656, S-2658, S-2894, S-77, S-123, S-390, S-391, S-392, S-483, S-1104, S-1105, S-1389, S-1390, S-1391, S-1392, S-1411, S-2087, S-2291, & S-2295	Resurface	SCDOT	\$ 10,431,032.11	\$ 9,624,597.90	\$ 7,251,310.08	\$ 806,434.21	
P037359 (B)	Resurface a portion of Decker Blvd (S-151)	Resurface	SCDOT	\$ 201,581.66	\$ -	\$ -	\$ 201,581.66	
				\$ 10,632,613.77	\$ 9,624,597.90	\$ 7,251,310.08	\$ 1,008,015.87	
TOTALS				\$ 10,632,613.77	\$ 9,624,597.90	\$ 7,251,310.08	\$ 1,008,015.87	

RICHLAND COUNTY - CTC ANNUAL C FUND REPORT
 JULY 1, 2017 - JUNE 30, 2018
 SFY 2016 - 2017 NON-RECURRING FUNDS (P117.135)

Balance of Funds as of July 1, 2017		\$	2,291,409.21
Income:			
Funds Received for Period July 1, 2017 through June 30, 2018	\$	-	
Interest Earned for Period July 1, 2017 through June 30, 2018	\$	35,702.94	
Total Income		\$	35,702.94
Expenses:			
State Road Project Expenditures	\$	(1,051,471.91)	
Total Expenditures		\$	(1,051,471.91)
Balance of Funds as of June 30, 2018		\$	1,275,640.24
Funding Commitments:			
State Road Projects	\$	1,260,358.65	
Total Commitments		\$	1,260,358.65
Total Uncommitted Funds Available for New Projects		\$	15,281.59

STATE ROAD PROJECTS

Project ID#	PROJECT DESCRIPTION	WORK TYPE	RESPONSIBLE AGENCY	BUDGET	EXPENDITURES	CURRENT FISCAL YEAR EXPENDITURES	REMAINING BUDGET	PROJECT STATUS
P030762	Resurface S-248, S-1406, S-1889, S-1899, S-2299, S-2302, S-2565, S-3968 & S-3972	Resurface	SCDOT	\$ 1,422,736.63	\$ 993,660.05	\$ 904,739.01	\$ 429,076.58	
P032306	Resurface S-215, S-1225, S-1487, S-2067 & S-2067 SPUR	Resurface	SCDOT	\$ 415,054.42	\$ 146,732.90	\$ 146,732.90	\$ 268,321.52	
P037359 (A)	Resurface a portion of Decker Blvd (S-151)	Resurface	SCDOT	\$ 562,960.55	\$ -	\$ -	\$ 562,960.55	
TOTALS				\$ 2,400,751.60	\$ 1,140,392.95	\$ 1,051,471.91	\$ 1,260,358.65	



South Carolina
Department of Transportation

Certified True and Correct
Batina Feaster, C Program Manager

Batina Feaster
Signature

9-4-2018
Date

UNION

Chairman Don Shetley

UNION COUNTY - CTC ANNUAL C FUND REPORT
 JULY 1, 2017 - JUNE 30, 2018
 RECURRING FUNDS

Balance of Funds as of July 1, 2017 **\$ 1,917,094.37**

Income:		\$	
	Funds Received for Period July 1, 2017 through June 30, 2018	\$	868,823.97
	Interest Earned for Period July 1, 2017 through June 30, 2018	\$	31,036.53
	Total Income	\$	899,860.50

Expenses:		\$	
	3% Administrative Fees - FY 17	\$	(27,193.78)
	Administrative Fees for FY 17-18	\$	(2,000.00)
	Local Paving Project Expenditures	\$	(794,411.20)
	State Road Project Expenditures	\$	(240.50)
	Total Expenditures	\$	(823,845.48)

Balance of Funds as of June 30, 2018 **\$ 1,993,109.39**

Funding Commitments:		\$	
	Local Paving Projects	\$	550,452.09
	State Road Projects	\$	1,028,098.22
	Total Committed Funds	\$	1,578,550.31

Total Uncommitted Funds Available for New Projects **\$ 414,559.08**

PROJECTS FUNDED WITH RECURRING FUNDS

LOCAL PAVING PROJECTS

Project ID#	PROJECT DESCRIPTION	WORK TYPE	RESPONSIBLE AGENCY	BUDGET	TOTAL EXPENDITURES	CURRENT FISCAL YEAR EXPENDITURES	REMAINING BUDGET	PROJECT STATUS
P027299	Resurface several alleys & portions of N First St & Longview Dr	Resurface	County	\$ 68,550.00	\$ 68,550.00	\$ 68,550.00	\$ -	Closed
P029966	Resurface county roads Paving Battlefield Rd, Black Bottom Rd, Brannon Rd, Brooks Farm Rd, Buck Fowler Rd, Buck Gregory, C Vaughn Rd, Canal Rd, Cherry, Clark Rd, Cleanview, Ed's Cr, Elmira Rd, Fowken Farm Rd, Frank Hill Loop, Froggy Lake Rd, Gary Rd, Gilliam Rd, Healing Springs	Resurface	County	\$ 700,000.00	\$ 698,686.71	\$ -	\$ 1,313.29	
P034741	Resurface local roads - list on file	Resurface	County	\$ 875,000.00	\$ 725,861.20	\$ 725,861.20	\$ 149,138.80	
P037417	Resurface local roads - list on file	Resurface	County	\$ 400,000.00	\$ -	\$ -	\$ 400,000.00	
TOTALS				\$ 2,043,550.00	\$ 1,493,097.91	\$ 794,411.20	\$ 550,452.09	

EXPENDITURES FOR LOCAL PAVING PROJECTS AS PERCENT OF TOTAL INCOME: 91.71%

STATE ROAD PROJECTS

Project ID#	PROJECT DESCRIPTION	WORK TYPE	RESPONSIBLE AGENCY	BUDGET	EXPENDITURES	CURRENT FISCAL YEAR EXPENDITURES	REMAINING BUDGET	PROJECT STATUS
P028126	Patching & Resurfacing SC-215, resurfacing S-45	Patching	SCDOT	\$ 1,017,159.96	\$ 1,017,159.96	\$ -	\$ -	Closed
P029296	Resurface Buffalo W Springs Hwy (SC-215) from Ace Hardware to Midway BBQ	Resurface	SCDOT	\$ 398,014.87	\$ 361,916.65	\$ -	\$ 36,098.22	
P029901	Extend Sidewalk on Forrest St	Sidewalk	SCDOT	\$ 240.50	\$ 240.50	\$ 240.50	\$ -	Closed
P029967	Relocate Water & Sewer Lines for Bridge replacement on SC-9 in the town of Lockhart	Drainage	Union Co	\$ 390,000.00	\$ 21,000.00	\$ -	\$ 369,000.00	
P037614	Replace the brick wall & sidewalk in the Monarch area adjacent to SC-49	Sidewalk	SCDOT	\$ 53,000.00	\$ -	\$ -	\$ 53,000.00	
P037616	Resurface Wilson St (S-503), and a portion of Peach Orchard Rd (S-69)	Resurface	SCDOT	\$ 570,000.00	\$ -	\$ -	\$ 570,000.00	
TOTALS				\$ 2,428,415.33	\$ 1,400,317.11	\$ 240.50	\$ 1,028,098.22	

25% OF COUNTY'S APPORTIONMENT OF 'C' FUNDS, BASED ON BIENNIAL AVERAGE: 25.00%

UNION COUNTY - CTC ANNUAL C FUND REPORT
 JULY 1, 2017 - JUNE 30, 2018
 SFY 2015 - 2016 NON-RECURRING FUNDS (H.4230)

Balance of Funds as of July 1, 2017	\$	930,080.40
Income:		
Funds Received for Period July 1, 2017 through June 30, 2018	\$	-
Interest Earned for Period July 1, 2017 through June 30, 2018	\$	9,640.10
Total Income	\$	9,640.10
Expenses:		
State Road Project Expenditures	\$	(423,876.71)
Total Expenditures	\$	(423,876.71)
Balance of Funds as of June 30, 2018	\$	515,843.79
Funding Commitments:		
State Road Projects	\$	165,605.38
Total Commitments	\$	165,605.38
Total Uncommitted Funds Available for New Projects	\$	350,238.41

STATE ROAD PROJECTS

Project ID#	PROJECT DESCRIPTION	WORK TYPE	RESPONSIBLE AGENCY	BUDGET	EXPENDITURES	CURRENT FISCAL YEAR EXPENDITURES	REMAINING BUDGET	PROJECT STATUS
P029295	Resurface Industrial Park, Lukesville Rd, Hart St, Old Buffalo Rd & Pinckney St	Resurface	SCDOT	\$ 1,452,048.16	\$ 1,451,801.64	\$ 1,008.98	\$ 246.52	
P029904 (A)	Resurface All or a portion of S-124/S-350 and S-382	Resurface	SCDOT	\$ 735,464.27	\$ 570,105.41	\$ 422,867.73	\$ 165,358.86	
TOTALS				\$ 2,187,512.43	\$ 2,021,907.05	\$ 423,876.71	\$ 165,605.38	

UNION COUNTY - CTC ANNUAL C FUND REPORT
 JULY 1, 2017 - JUNE 30, 2018
 SFY 2016 - 2017 NON-RECURRING FUNDS (P117.135)

Balance of Funds as of July 1, 2017	\$	417,397.40
Income:		
Funds Received for Period July 1, 2017 through June 30, 2018	\$	-
Interest Earned for Period July 1, 2017 through June 30, 2018	\$	4,223.22
Total Income	\$	<u>4,223.22</u>
Expenses:		
State Road Project Expenditures	\$	(197,994.63)
Total Expenditures	\$	<u>(197,994.63)</u>
Balance of Funds as of June 30, 2018	\$	223,625.99
Funding Commitments:		
State Road Projects	\$	54,728.26
Total Commitments	\$	<u>54,728.26</u>
Total Uncommitted Funds Available for New Projects	\$	168,897.73

STATE ROAD PROJECTS

Project ID#	PROJECT DESCRIPTION	WORK TYPE	RESPONSIBLE AGENCY	BUDGET	EXPENDITURES	CURRENT FISCAL YEAR EXPENDITURES	REMAINING BUDGET	PROJECT STATUS
P030558	Resurface SC-496 for 0.76 miles	Resurface	SCDOT	\$ 423,990.43	\$ 369,262.17	\$ 197,994.63	\$ 54,728.26	

TOTALS \$ 423,990.43 \$ 369,262.17 \$ 197,994.63 \$ 54,728.26



Certified True and Correct
Batina Feaster, C Program Manager

Batina Feaster
Signature

9-4-2018
Date

WILLIAMSBURG

Chairman Boykin A. Parson

WILLIAMSBURG COUNTY - CTC ANNUAL C FUND REPORT
 JULY 1, 2017 - JUNE 30, 2018
 RECURRING FUNDS

Balance of Funds as of July 1, 2017		\$ 2,681,304.97
Income:		
Funds Received for Period July 1, 2017 through June 30, 2018	\$ 1,453,033.17	
Interest Earned for Period July 1, 2017 through June 30, 2018	\$ 54,026.58	
Total Income	\$ 1,507,059.75	
Expenses:		
3% Administrative Fees - FY 17	\$ (45,217.26)	
Bond Repayment - July 2017	\$ (156,700.00)	
Administrative Fees - FY 17-18	\$ (2,000.00)	
Local Paving Project Expenditures	\$ (100,000.00)	
State Road Project Expenditures	\$ -	
Total Expenditures	\$ (303,917.26)	
Balance of Funds as of June 30, 2018		\$ 3,884,447.46
Funding Commitments:		
Local Paving Projects	\$ 485,145.00	
State Road Projects	\$ 3,628,530.86	
Total Committed Funds	\$ 4,113,675.86	
Total Uncommitted Funds Available for New Projects		\$ (229,228.40)

PROJECTS FUNDED WITH RECURRING FUNDS

LOCAL PAVING PROJECTS

Project ID#	PROJECT DESCRIPTION	WORK TYPE	RESPONSIBLE AGENCY	BUDGET	TOTAL EXPENDITURES	CURRENT FISCAL YEAR EXPENDITURES	REMAINING BUDGET	PROJECT STATUS
6041881	Pavement Improvements at VFW on Sandy Bay Hwy	Paving	County	\$ 45,000.00	\$ -	\$ -	\$ 45,000.00	
6042827	Pave School Rd & Stallion Rd	Paving	Kingstree	\$ 450,000.00	\$ 450,000.00	\$ -	\$ -	
P029781	Contributing to pave the entrance to Hemingway spec building access Road	Paving	County	\$ 100,000.00	\$ 100,000.00	\$ 100,000.00	\$ -	
P032208	Consistuct access road to Williamsburg County Economic Development's Kingstree Commerce Center	Construction	County	\$ 100,000.00	\$ -	\$ -	\$ 100,000.00	
P037090	Resurface Paris Circle in Salters	Resurface	County	\$ 45,000.00	\$ -	\$ -	\$ 45,000.00	
P037093	Rocking dirt roads throughout the county	Rocking	County	\$ 223,145.00	\$ -	\$ -	\$ 223,145.00	
P037094	Rocking dirt roads throughout the county	Rocking	County	\$ 72,000.00	\$ -	\$ -	\$ 72,000.00	
TOTALS				\$ 1,035,145.00	\$ 550,000.00	\$ 100,000.00	\$ 485,145.00	

EXPENDITURES FOR LOCAL PAVING PROJECTS AS PERCENT OF TOTAL INCOME: 6.79%

STATE ROAD PROJECTS

Project ID#	PROJECT DESCRIPTION	WORK TYPE	RESPONSIBLE AGENCY	BUDGET	EXPENDITURES	CURRENT FISCAL YEAR EXPENDITURES	REMAINING BUDGET	PROJECT STATUS
P027534	Purchase Pipe to be used on state roads	Materials	SCDOT	\$ 35,000.00	\$ 17,063.68	\$ -	\$ 17,936.32	
P030476	Resurface Vamer Ave (S-35) & E Murray Blvd (S-26)	Resurface	County	\$ 35,000.00	\$ -	\$ -	\$ 35,000.00	
P032238 (C)	Resurface S-510, S-26, S-469, S-729, S-653, S-288, S-469, S-684 & S-721	Resurface	SCDOT	\$ 1,975,594.54	\$ -	\$ -	\$ 1,975,594.54	
P037641	Resurface Lynchburg Rd (S-78)	Resurface	SCDOT	\$ 1,600,000.00	\$ -	\$ -	\$ 1,600,000.00	
TOTALS				\$ 3,645,594.54	\$ 17,063.68	\$ -	\$ 3,628,530.86	

25% OF COUNTY'S APPORTIONMENT OF 'C' FUNDS, BASED ON BIENNIAL AVERAGE: 83.03%

WILLIAMSBURG COUNTY - CTC ANNUAL C FUND REPORT
 JULY 1, 2017 - JUNE 30, 2018
 SFY 2015 - 2016 NON-RECURRING FUNDS (H.4230)

Balance of Funds as of July 1, 2017	\$ 3,999,439.41
Income:	
Funds Received for Period July 1, 2017 through June 30, 2018	\$ -
Interest Earned for Period July 1, 2017 through June 30, 2018	\$ 27,651.75
Total Income	\$ 27,651.75
Expenses:	
State Road Project Expenditures	\$ (3,523,548.97)
Total Expenditures	\$ (3,523,548.97)
Balance of Funds as of June 30, 2018	\$ 503,542.19
Funding Commitments:	
State Road Projects	\$ 479,452.91
Total Commitments	\$ 479,452.91
Total Uncommitted Funds Available for New Projects	\$ 24,089.28

STATE ROAD PROJECTS

Project ID#	PROJECT DESCRIPTION	WORK TYPE	RESPONSIBLE AGENCY	BUDGET	EXPENDITURES	CURRENT FISCAL YEAR EXPENDITURES	REMAINING BUDGET	PROJECT STATUS
C P029779	Resurface S-26,S-116,S-319 & S-496	Resurface	SCDOT	\$ 4,152,426.94	\$ 3,791,475.65	\$ 3,523,548.97	\$ 360,951.29	
P032238 (B)	Resurface S-510, S-26, S-469, S-729, S-653, S-288, S-469, S-684 & S-721	Resurface	SCDOT	\$ 118,501.62	-	\$ -	\$ 118,501.62	

TOTALS \$ 4,270,928.56 \$ 3,791,475.65 \$ 3,523,548.97 \$ 479,452.91

WILLIAMSBURG COUNTY - CTC ANNUAL C FUND REPORT
 JULY 1, 2017 - JUNE 30, 2018
 SFY 2016 - 2017 NON-RECURRING FUNDS (P117.135)

Balance of Funds as of July 1, 2017		\$ 984,614.22
Income:		
Funds Received for Period July 1, 2017 through June 30, 2018	\$ -	
Interest Earned for Period July 1, 2017 through June 30, 2018	\$ 14,996.67	
Total Income	<u>\$ 14,996.67</u>	
Expenses:		
State Road Project Expenditures	\$ (192,474.38)	
Total Expenditures	<u>\$ (192,474.38)</u>	
Balance of Funds as of June 30, 2018		\$ 807,136.51
Funding Commitments:		
State Road Projects	\$ (793,019.60)	
Total Commitments	<u>\$ (793,019.60)</u>	
Total Uncommitted Funds Available for New Projects		\$ 14,116.91

STATE ROAD PROJECTS

Project ID#	PROJECT DESCRIPTION	WORK TYPE	RESPONSIBLE AGENCY	BUDGET	EXPENDITURES	CURRENT FISCAL YEAR EXPENDITURES	REMAINING BUDGET	PROJECT STATUS
P032238 (A)	Resurface S-510, S-26, S-469, S-729, S-653, S-288, S-469, S-684 & S-721	Resurface	SCDOT	\$ 985,493.98	\$ 192,474.38	\$ 192,474.38	\$ 793,019.60	
TOTALS				\$ 985,493.98	\$ 192,474.38	\$ 192,474.38	\$ 793,019.60	



Certified True and Correct
 Batina Feaster, C Program Manager

Batina Feaster
 Signature

9-4-2018
 Date

APPENDIX A

	Cash Balance	Uncommitted Balance	H.4230 Cash Balance	H.4230 Uncommitted Balance	P117.135 Cash Balance	P117.135 Uncommitted Balance
01 Abbeville	\$ 1,544,865.06	\$ 958,652.09	\$ 524,782.95	\$ 28,144.48	\$ 236,102.83	\$ 9,146.56
02 Aiken	\$ 1,925,195.59	\$ 3,257,379.85	\$ 132,799.15	\$ 1,309.73	\$ 453,276.60	\$ 10,324.24
03 Allendale	\$ 2,392,557.97	\$ 1,823,812.35	\$ 35,728.72	\$ 35,728.72	\$ 402,592.80	\$ 402,592.80
04 Anderson	\$ 4,384,108.00	\$ 3,355,194.00	\$ -	\$ -	\$ 938,154.00	\$ 5.39
05 Bamberg	\$ 2,725,147.78	\$ 263,087.65	\$ 39,720.57	\$ 39,720.57	\$ 459,368.76	\$ 459,368.76
06 Barnwell	\$ 2,371,989.06	\$ 484,747.94	\$ 519,655.08	\$ 505,395.49	\$ 562,597.64	\$ 562,597.64
07 Beaufort	\$ 3,857,148.00	\$ (152,701.00)	\$ -	\$ -	\$ -	\$ -
08 Berkeley	\$ 5,330,247.00	\$ 1,367,565.00	\$ (10.54)	\$ (10.54)	\$ 5,540.00	\$ 5,540.00
09 Calhoun	\$ 1,776,710.16	\$ 1,348,896.22	\$ 198,340.26	\$ 33,173.04	\$ 469,691.57	\$ 469,691.57
10 Charleston	\$ 12,610,943.00	\$ 2,105,814.00	\$ -	\$ -	\$ 3,203.00	\$ 3,203.00
11 Cherokee	\$ 493,518.00	\$ 493,518.00	\$ -	\$ -	\$ -	\$ -
12 Chester	\$ 784,920.00	\$ 192,807.00	\$ 4,011.00	\$ -	\$ -	\$ -
13 Chesterfield	\$ 5,861,139.49	\$ 1,060,218.44	\$ 379,165.04	\$ 31,870.79	\$ 994,572.83	\$ 46,238.55
14 Clarendon	\$ 1,357,380.00	\$ 939,878.00	\$ -	\$ -	\$ 614,343.00	\$ -
15 Colleton	\$ 2,173,341.00	\$ 168,830.00	\$ -	\$ -	\$ 341,289.00	\$ 251,289.00
16 Darlington	\$ 3,808,810.17	\$ 2,268,147.11	\$ 874,655.06	\$ 25,468.39	\$ 105,535.75	\$ 16,179.90
17 Dillon	\$ 3,084,068.71	\$ (51,901.77)	\$ 479,271.30	\$ 319,314.91	\$ 10,491.01	\$ 10,491.01
18 Dorchester	\$ 2,382,648.45	\$ (54,817.04)	\$ 2,727,333.69	\$ 337,803.27	\$ 1,130,356.73	\$ 1,100,356.73
19 Edgefield	\$ 999,160.00	\$ 298,278.00	\$ 1,137.00	\$ 1,137.00	\$ 411,287.00	\$ 41,395.00
20 Fairfield	\$ 970,173.72	\$ 188,440.09	\$ 22.23	\$ 22.23	\$ 37.49	\$ 37.49
21 Florence	\$ 3,951,246.24	\$ (123,043.76)	\$ 1,035,267.05	\$ 38,912.30	\$ 1,355,774.15	\$ 27,802.83
22 Georgetown	\$ 5,033,529.19	\$ 353,648.93	\$ 1,581,198.55	\$ 79,312.62	\$ 38,586.49	\$ 14,586.49
23 Greenville	\$ 4,296,980.00	\$ 655,153.00	\$ (116,206.00)	\$ (116,206.00)	\$ (25,533.00)	\$ (25,533.00)
24 Greenwood	\$ 2,000,640.10	\$ 1,300,205.10	\$ 51,540.00	\$ 51,540.00	\$ 1,223.15	\$ 1,223.15
25 Hampton	\$ 2,244,643.22	\$ (99,067.27)	\$ 2,444,673.21	\$ 1,356,376.66	\$ 576,412.04	\$ 42,732.79
26 Horry	\$ 14,019,469.93	\$ 1,245,462.52	\$ 3,409,996.97	\$ 30,431.40	\$ 2,179,359.06	\$ 161,408.15
27 Jasper	\$ 3,324,178.02	\$ 2,265,378.18	\$ 191,162.47	\$ 37,764.89	\$ 609,050.64	\$ 19,050.64
28 Kershaw	\$ 4,243,231.48	\$ 814,459.65	\$ 2,360,770.13	\$ 52,898.91	\$ (27,366.45)	\$ (27,366.45)
29 Lancaster	\$ 128,847.52	\$ 128,847.52	\$ -	\$ -	\$ -	\$ -
30 Laurens	\$ 1,555,977.58	\$ 709,383.58	\$ -	\$ -	\$ -	\$ -
31 Lee	\$ 1,323,555.06	\$ 872,603.97	\$ 101,815.03	\$ 14,227.42	\$ 7,354.45	\$ 7,354.45
32 Lexington	\$ 10,754,990.28	\$ 7,402,654.12	\$ 21,998.77	\$ 21,998.77	\$ 10,779.18	\$ 10,779.18
33 McCormick	\$ 1,049,582.28	\$ 344,670.92	\$ 26,723.84	\$ 26,723.84	\$ 5,907.46	\$ 5,907.46
34 Marion	\$ 2,249,182.22	\$ 446,316.27	\$ 85,807.71	\$ 318.32	\$ (131,021.38)	\$ (131,021.38)
35 Marlboro	\$ 4,523,988.52	\$ 1,238,887.13	\$ 146,018.98	\$ 12,209.95	\$ 619,373.55	\$ 619,373.55
36 Newberry	\$ 2,228,522.07	\$ 621,805.11	\$ 1,536,591.49	\$ 7,350.09	\$ 238,646.84	\$ 341.42
37 Oconee	\$ 4,982,546.10	\$ 2,226,429.60	\$ 793,249.92	\$ 207,693.72	\$ 232,224.38	\$ 21,212.86
38 Orangeburg	\$ 10,330,641.13	\$ 1,768,265.79	\$ 884,145.86	\$ 172,326.67	\$ 1,656,824.22	\$ 1,656,824.22
39 Pickens	\$ 2,158,381.44	\$ (283,890.75)	\$ 570,493.90	\$ 570,493.90	\$ 7,248.71	\$ 7,248.71
40 Richland	\$ 13,820,238.68	\$ 656,206.02	\$ 1,017,088.33	\$ 9,072.46	\$ 1,275,640.24	\$ 15,281.59
41 Saluda	\$ 779,148.30	\$ 237,892.49	\$ (7,413.90)	\$ (7,413.90)	\$ -	\$ -
42 Spartanburg	\$ 7,974,629.00	\$ 2,704,913.00	\$ 167,821.00	\$ -	\$ 83,854.00	\$ -
43 Sumter	\$ 3,683,052.62	\$ 2,151,631.12	\$ 161,048.52	\$ 161,048.52	\$ (2,783.90)	\$ (2,783.90)
44 Union	\$ 1,993,109.39	\$ 414,559.08	\$ 515,843.79	\$ 350,238.41	\$ 223,625.99	\$ 168,897.73
45 Williamsburg	\$ 3,884,447.46	\$ (229,228.40)	\$ 503,542.19	\$ 24,089.28	\$ 807,136.51	\$ 14,116.91
46 York	\$ 12,503,568.93	\$ 6,470,915.39	\$ 437,113.96	\$ 437,113.96	\$ 542,104.51	\$ 542,104.51
Grand Total	\$ 196,872,397.92	\$ 54,610,904.24	\$ 23,836,903.28	\$ 4,897,600.27	\$ 17,422,860.85	\$ 6,537,999.55

APPENDIX B

SOUTH CAROLINA "C" PROGRAM
APPORTIONMENT OF FUNDS FOR FISCAL YEAR 2017-18

The Apportionments do not include the Donor Bonus Allocations

County	AREA		POPULATION		RURAL ROADS		APPORTIONMENT	
	Sq. Mile	Percent	Number	Percent	Miles	Percent	Percent	Amount
Abbeville	508	1.69	25,417	0.55	942	1.46	1.23	929,000
Aiken	1,073	3.56	160,099	3.46	2,410	3.73	3.58	2,699,300
Allendale	408	1.35	10,419	0.22	507	0.79	0.79	592,600
Anderson	718	2.38	187,126	4.05	2,697	4.18	3.54	2,664,100
Bamberg	393	1.31	15,987	0.35	666	1.03	0.90	675,400
Barnwell	549	1.82	22,621	0.49	628	0.97	1.09	823,500
Beaufort	587	1.95	162,233	3.51	1,510	2.34	2.60	1,958,500
Berkeley	1,100	3.65	177,843	3.84	2,320	3.59	3.69	2,782,100
Calhoun	380	1.26	15,175	0.33	718	1.12	0.90	680,500
Charleston	917	3.05	350,209	7.57	852	1.32	3.98	2,998,100
Cherokee	393	1.31	55,342	1.20	1,017	1.58	1.36	1,027,000
Chester	581	1.93	33,140	0.72	898	1.39	1.35	1,014,400
Chesterfield	799	2.65	46,734	1.01	1,575	2.44	2.03	1,531,700
Clarendon	607	2.02	34,971	0.76	1,199	1.86	1.55	1,165,100
Colleton	1,056	3.51	38,892	0.84	1,423	2.20	2.18	1,644,700
Darlington	562	1.87	68,681	1.48	1,280	1.98	1.78	1,338,300
Dillon	405	1.35	32,062	0.69	868	1.34	1.13	848,700
Dorchester	575	1.91	136,555	2.95	1,099	1.70	2.19	1,647,200
Edgefield	502	1.67	26,985	0.58	789	1.22	1.16	871,300
Fairfield	687	2.28	23,956	0.52	996	1.54	1.45	1,089,700
Florence	799	2.65	136,885	2.96	1,819	2.82	2.81	2,116,700
Georgetown	815	2.71	60,158	1.30	1,311	2.03	2.01	1,516,600
Greenville	792	2.63	451,225	9.75	3,080	4.77	5.71	4,306,300
Greenwood	456	1.51	69,661	1.51	973	1.51	1.51	1,137,500
Hampton	560	1.86	21,090	0.46	702	1.09	1.14	856,200
Horry	1,134	3.77	269,291	5.82	3,139	4.86	4.81	3,628,300
Jasper	654	2.17	24,777	0.54	615	0.95	1.22	919,000
Kershaw	726	2.41	61,697	1.33	1,494	2.31	2.02	1,519,100
Lancaster	549	1.82	76,652	1.66	1,308	2.03	1.84	1,383,500
Laurens	713	2.37	66,537	1.44	1,475	2.28	2.03	1,529,200
Lee	410	1.36	19,220	0.42	668	1.03	0.94	705,600
Lexington	700	2.32	262,391	5.67	2,427	3.76	3.92	2,950,300
McCormick	360	1.20	10,233	0.22	687	1.06	0.83	622,700
Marion	489	1.62	33,062	0.71	936	1.45	1.26	949,100
Marlboro	480	1.59	28,933	0.62	829	1.28	1.16	876,300
Newberry	631	2.10	37,508	0.81	1,258	1.95	1.62	1,220,300
Oconee	625	2.08	74,273	1.61	2,030	3.14	2.28	1,715,000
Orangeburg	1,106	3.67	92,501	2.00	2,522	3.91	3.19	2,405,500
Pickens	497	1.65	119,224	2.58	1,650	2.56	2.26	1,704,900
Richland	757	2.51	384,504	8.31	2,087	3.23	4.68	3,527,900
Saluda	451	1.50	19,875	0.43	982	1.52	1.15	866,300
Spartanburg	811	2.69	284,307	6.15	2,895	4.48	4.44	3,344,500
Sumter	665	2.21	107,456	2.32	1,564	2.42	2.32	1,745,100
Union	514	1.71	28,961	0.63	717	1.11	1.15	866,300
Williamsburg	934	3.10	34,423	0.74	1,313	2.03	1.95	1,473,900
York	683	2.27	226,073	4.89	1,702	2.64	3.27	2,460,700
Total	30,111	100.00	4,625,364	100.00	64,578	100.00	100.00	75,328,000